

NOLO®

*"A do-it-yourself bankruptcy book for people
who can't afford expensive lawyers."*

NEWSWEEK

16TH EDITION

**NEW
FOR
2010**

How to File for Chapter 7 Bankruptcy

Attorney Stephen Elias, Albin Renauer, J.D.
& Robin Leonard, J.D.

**Over 20,000
COPIES SOLD**

- Wipe out debt
- Protect your property
- Save on lawyer's fees



Free Legal Updates at Nolo.com



Books & Software

Get in-depth information. Nolo publishes hundreds of great books and software programs for consumers and business owners. They're all available in print or as downloads at Nolo.com.



Legal Encyclopedia

Free at Nolo.com. Here are more than 1,400 free articles and answers to common questions about everyday legal issues including wills, bankruptcy, small business formation, divorce, patents, employment and much more.



Plain-English Legal Dictionary

Free at Nolo.com. Stumped by jargon? Look it up in America's most up-to-date source for definitions of legal terms.



Online Legal Documents

Create documents at your computer. Go online to make a will or living trust, form an LLC or corporation or obtain a trademark or provisional patent at Nolo.com. For simpler matters, download one of our hundreds of high-quality legal forms, including bills of sale, promissory notes, nondisclosure agreements and many more.



Lawyer Directory

Find an attorney at Nolo.com. Nolo's unique lawyer directory provides in-depth profiles of lawyers all over America. From fees and experience to legal philosophy, education and special expertise, you'll find all the information you need to pick a lawyer who's a good fit.



Free Legal Updates

Keep up to date. Check for free updates at Nolo.com. Under "Products," find this book and click "Legal Updates." You can also sign up for our free e-newsletters at Nolo.com/newsletters/index.html.



The Trusted Name

(but don't take our word for it)

"In Nolo you can trust."

THE NEW YORK TIMES

"Nolo is always there in a jam as the nation's premier publisher of do-it-yourself legal books."

NEWSWEEK

"Nolo publications... guide people simply through the how, when, where and why of the law."

THE WASHINGTON POST

"[Nolo's]... material is developed by experienced attorneys who have a knack for making complicated material accessible."

LIBRARY JOURNAL

"When it comes to self-help legal stuff, nobody does a better job than Nolo..."

USA TODAY

"The most prominent U.S. publisher of self-help legal aids."

TIME MAGAZINE

"Nolo is a pioneer in both consumer and business self-help books and software."

LOS ANGELES TIMES

The **NOLO**[®] Story



Dear friends,

Founded in 1971, and based in an old clock factory in Berkeley, California, Nolo has always strived to offer clear legal information and solutions. Today we are proud to offer a full range of plain-English law books, legal forms, software and an award-winning website.

Everything we publish is relentlessly researched and tested by a dedicated group of in-house legal editors, who together have more than 150 years' experience. And when legal changes occur after publication, we promptly post free updates at Nolo.com.

Tens of millions of Americans have looked to Nolo to help solve their legal and business problems. We work every day to be worthy of this trust.

*Ralph Warner
Nolo co-founder*

16th edition

How to File for

Chapter 7

Bankruptcy

**by Attorney Stephen Elias,
Albin Renauer, J.D. & Robin Leonard, J.D.**



Sixteenth Edition OCTOBER 2009
Editor LISA GUERIN
Cover Design JALEH DOANE
Production MARGARET LIVINGSTON
Proofreading ROBERT WELLS
Index MEDEA MINNICH
Printing DELTA PRINTING SOLUTIONS, INC.

Elias, Stephen.

How to file for Chapter 7 bankruptcy / by Stephen Elias, Albin Renauer, & Robin Leonard. -- 16th ed.

p. cm.

Includes bibliographical references and index.

ISBN-13: 978-1-4133-1060-3 (pbk. : alk. paper)

ISBN-10: 1-4133-1060-5 (pbk. : alk. paper)

1. Bankruptcy--United States--Popular works. I. Renauer, Albin. II. Leonard, Robin. III.

Title.

KF1524.85.E4 2009

346.7307'8--dc22

2009021419

Copyright © 1989, 1990, 1991, 1993, 1994, 1995, 1996, 1998, 1999, 2000, 2001, 2002, 2004, 2005, 2006, 2007, 2008, and 2009 by Stephen Elias and Nolo. All rights reserved. The Nolo trademark is registered in the U.S. Patent and Trademark Office. Printed in the U.S.A.

No part of this publication may be reproduced, stored in a retrieval system, or transmitted in any form or by any means, electronic, mechanical, photocopying, recording, or otherwise without prior written permission. Reproduction prohibitions do not apply to the forms contained in this product when reproduced for personal use. For information on bulk purchases or corporate premium sales, please contact the Special Sales Department. Call 800-955-4775 or write to Nolo, 950 Parker Street, Berkeley, California 94710.

Please note

We believe accurate, plain-English legal information should help you solve many of your own legal problems. But this text is not a substitute for personalized advice from a knowledgeable lawyer. If you want the help of a trained professional—and we'll always point out situations in which we think that's a good idea—consult an attorney licensed to practice in your state.

Dedications

To Mom and Dad, who gave me what money can't buy, and to whom I'm forever indebted.

—A.R.

To everyone who uses this and other Nolo books, for their courage and for having the good sense to take the law into their own hands.

—S.R.E., R.L., and A.R.

Acknowledgments

For their support and creative contributions to the early editions of this book, the authors gratefully acknowledge the following people:

Jake Warner, Mary Randolph, Terri Hearsh, Toni Ihara, Lisa Goldoftas, Marguerite Kirk, Susan Levinkind, Mike Mansel, Kim Wislee, Jess Glidewell, Les Peat, Lee Ryan, Marian Shostrom, Bobbe Powers, Virginia Simons, Jim Snyder, Ella Hirst, Leslie Kane, Deanne Loonin, and the late A. Richard Anton.

The more recent editions would not have been possible without the superb editorial assistance of Lisa Guerin. Thanks for being there.

Table of Contents

	Your Chapter 7 Bankruptcy Companion.....	1
1	Should You File for Chapter 7 Bankruptcy?.....	5
	Bankruptcy in America: The Big Picture.....	7
	An Overview of Chapter 7 Bankruptcy.....	9
	Who Can File for Chapter 7.....	16
	Does Chapter 7 Bankruptcy Make Economic Sense?	23
	Alternatives to Chapter 7 Bankruptcy.....	28
2	The Automatic Stay	35
	Actions Prohibited by the Stay.....	36
	When the Stay Doesn't Apply.....	37
	Evictions.....	40
3	Your Property and Bankruptcy.....	43
	Property in Your Bankruptcy Estate.....	44
	Property That Isn't in Your Bankruptcy Estate.....	51
	Property You Can Keep (The Exemption System)	53
	Selling Nonexempt Property Before You File.....	64
4	Your House.....	69
	How Bankruptcy Affects a Typical Homeowner.....	70
	If You're Behind on Your Mortgage Payments.....	73
	Will You Lose Your Home?.....	77
	Ways to Keep Your House.....	86

5	Secured Debts	89
	Secured Debts	91
	How Chapter 7 Bankruptcy Affects Secured Debts	92
	Ways to Deal With Secured Debts in Bankruptcy	94
	Choosing the Best Options	102
	Step-by-Step Instructions	106
6	Complete and File Your Bankruptcy Paperwork	127
	Gather the Necessary Documents	129
	Get Some Information From the Court	132
	For Married Filers	134
	Required Forms and Documents	135
	Form 1—Voluntary Petition	138
	Form 6—Schedules	146
	Form 7—Statement of Financial Affairs	189
	Form 8—Chapter 7 Individual Debtor’s Statement of Intention	201
	Form 21—Statement of Social Security Number	204
	Form 22A—Statement of Current Monthly Income and Means-Test Calculation	204
	Form 201—Notice to Consumer Debtors Under § 342(b) of the Bankruptcy Code	219
	Mailing Matrix	220
	How to File Your Papers	220
	After You File	222
7	Handling Your Case in Court	225
	Routine Bankruptcy Procedures	226
	Amending Your Bankruptcy Papers	235
	Filing a Change of Address	239
	Special Problems	240
8	Life After Bankruptcy	257
	Newly Acquired or Discovered Property	258
	Newly Discovered Creditors	259
	Postbankruptcy Attempts to Collect Debts	260
	Attempts to Collect Clearly Discharged Debts	262
	Attempts to Revoke Your Discharge	263

Postbankruptcy Discrimination	263
Rebuilding Credit	264

9 Which Debts Are Discharged 269

Debts That Will Be Discharged in Bankruptcy	270
Disputes Over Dischargeability	281

10 Help Beyond the Book 287

Debt Relief Agencies.....	288
Bankruptcy Petition Preparers.....	290
Bankruptcy Lawyers	293
Legal Research.....	297

Glossary

Appendixes

A State and Federal Exemption Charts 317

Doubling	318
Residency Requirements for Claiming State Exemptions.....	318
Retirement Accounts.....	319
Individual State and Federal Exemption Charts.....	320

B Worksheets and Charts..... 355

C Tear-Out Forms..... 379

Index

Your Chapter 7 Bankruptcy Companion

If you're considering filing for bankruptcy, you're not alone. As the economic downturn continues, many Americans are turning to the bankruptcy system to get out from under credit card debt, medical bills, car loans, and more.

Some may have been counting on their home equity to bail them out, only to find that they owe more on their mortgage than their home is worth. Others have been derailed by one of the major life changes that can lead to bankruptcy:

- job loss
- health problems (and the resulting medical expenses)
- divorce, and
- small business failures.

Of course, none of these events would necessarily require bankruptcy if the people who experience them had adequate savings to weather the storm. But most of us lack such savings. In fact, many of us are up to our eyeballs in debt, making ends meet from paycheck to paycheck. When a recession hits, or jobs leave the country *en masse* and the pink slips start flowing, many otherwise stalwart citizens find themselves turning to bankruptcy for relief.

These are the very situations bankruptcy was intended to address. Chapter 7 bankruptcy gives debtors a fresh start by wiping out some or all of their debt. If you decide that Chapter 7 bankruptcy is the right solution to your financial woes, this book will guide you through each step of the process.

The typical Chapter 7 bankruptcy requires no special courtroom or analytical skills. Most filers will have to follow only these steps:

- Get credit counseling from an approved agency before filing for bankruptcy.
- File a packet of official forms and documents.
- Attend a five-minute meeting outside of court with a bankruptcy official called the "trustee."
- Give the trustee a copy of their most recent tax return.

- Take a two-hour course in budget management.
- Wait a few months for their bankruptcy to be final and their debts to be discharged.

Sounds simple enough, right? But understanding your options, filling out the extensive paperwork, and figuring out the best ways to protect the property you want to keep can get confusing in a hurry. This book will help you through the process, whether your bankruptcy is routine or you face a complication or two along the way.

First, we explain the alternatives and help you figure out whether Chapter 7 bankruptcy is the right choice for you. If you decide to file for Chapter 7 bankruptcy, this book gives you all the information, forms, and step-by-step instructions you need to figure out what property you'll be able to keep and which debts (if any) will survive your bankruptcy, decide how to handle your mortgage and other secured debts, fill out the necessary paperwork, handle routine bankruptcy procedures, cancel as much debt as possible, and rebuild your credit after bankruptcy. If you're ready for a fresh financial start, let this book help you navigate the bankruptcy process and get back on your feet.

Don't be daunted by the size of this book: Most people won't need to read every chapter. If you have already decided to file for Chapter 7 and you understand what will happen to your property and debts, you can proceed straight to Ch. 6 for step-by-step instructions on completing the official bankruptcy forms. If you don't own a home or any other valuable property, you might want to skip Chs. 3 and 4, which explain how your property is handled in bankruptcy. And if none of your debts are "secured" (that is, you haven't pledged collateral or otherwise given the creditor the right to take your property if you don't pay the debt) you can certainly skip past Ch. 5.

Use the chart below to figure out where to find the information you need.

Question	Where to Find the Answer
How does Chapter 7 bankruptcy work?	Ch. 1, "An Overview of Chapter 7 Bankruptcy"
Am I eligible to file for Chapter 7?	Ch. 1, "Who Can File for Chapter 7" and Ch. 6, "Form 22A"
Is my income low enough to qualify for Chapter 7?	Ch. 1, "Who Can File for Chapter 7" and Ch. 6, "Form 22A"
Does it make sense for me to use Chapter 7?	Ch. 1, "Does Chapter 7 Bankruptcy Make Economic Sense?"
Do I have options other than filing for bankruptcy?	Ch. 1, "Alternatives to Chapter 7 Bankruptcy"
Can I avoid being evicted by filing for bankruptcy?	Ch. 2, "Evictions"
Does bankruptcy stop my creditors from trying to collect what I owe them?	Ch. 2
What will happen to my car if I file?	Ch. 3 and Ch. 5
What will happen to my house if I file?	Ch. 4
What personal property might I lose if I file?	Ch. 3
Can I keep property that I've pledged as collateral for a debt?	Ch. 5
Should I sign a reaffirmation agreement promising to repay a debt even after I file for bankruptcy?	Ch. 5
Will I lose my retirement account or pension?	Ch. 3, "Property That Isn't in Your Bankruptcy Estate"
Where can I get the credit counseling required by the 2005 bankruptcy law?	Ch. 1, "An Overview of Chapter 7 Bankruptcy"
Where can I get the budget counseling required by the 2005 bankruptcy law?	Ch. 1, "An Overview of Chapter 7 Bankruptcy"
Can I get my student loans cancelled or reduced in bankruptcy?	Ch. 9, "Debts That Survive Chapter 7 Bankruptcy"
Is there any way I can keep valuable property when I file for Chapter 7?	Ch. 3, "Property You Can Keep"
Which debts will be wiped out after my bankruptcy?	Ch. 9, "Debts That Will Be Discharged in Bankruptcy"
Which debts will I still have to pay after my bankruptcy?	Ch. 9, "Debts That Survive Chapter 7 Bankruptcy"
Can I get my tax debts wiped out in bankruptcy?	Ch. 9, "Debts That Survive Chapter 7 Bankruptcy"
How will my bankruptcy affect someone who cosigned for one of my debts?	Ch. 1, "Does Chapter 7 Bankruptcy Make Economic Sense?"
What will happen if I forget to list a debt on my bankruptcy papers?	Ch. 8, "Newly Discovered Creditors"

Question	Where to Find the Answer
Can I give property away to friends or relatives to avoid losing it in bankruptcy?	Ch. 1, “Who Can File for Chapter 7”
How will bankruptcy affect my child support obligations?	Ch. 2, “When the Stay Doesn’t Apply” and Ch. 9, “Debts That Survive Chapter 7 Bankruptcy”
How do I fill out the bankruptcy forms?	Ch. 6
How do I file my bankruptcy forms?	Ch. 6, “How to File Your Papers”
What happens at the meeting of creditors?	Ch. 1, “An Overview of Chapter 7 Bankruptcy” and Ch. 7, “Routine Bankruptcy Procedures”
What documents do I need to bring to the creditors’ meeting?	Ch. 1, “An Overview of Chapter 7 Bankruptcy” and Ch. 7, “Routine Bankruptcy Procedures”
Can I change my bankruptcy papers once I file them?	Ch. 7, “Amending Your Bankruptcy Papers”
Will I need an attorney to handle my bankruptcy?	Ch. 10, “Bankruptcy Lawyers”
How can I find a bankruptcy lawyer?	Ch. 10, “Bankruptcy Lawyers”
If I can’t afford a lawyer, what other types of help are available to me?	Ch. 10
Can I be fired because I filed for bankruptcy?	Ch. 8, “Postbankruptcy Discrimination”
How can I rebuild my credit after bankruptcy?	Ch. 8, “Rebuilding Credit”



Should You File for Chapter 7 Bankruptcy?

Bankruptcy in America: The Big Picture	7
Why People File for Bankruptcy	7
Why You Shouldn't Feel Guilty About Filing for Bankruptcy	7
What About the Downside?	8
Bankruptcy Law: A Work in Progress	9
An Overview of Chapter 7 Bankruptcy	9
What Bankruptcy Costs	10
Mandatory Credit Counseling	10
Filing Your Papers	11
The Automatic Stay	12
Court Control Over Your Financial Affairs	13
The Trustee	13
The Meeting of Creditors	14
What Happens to Your Property	14
Secured Debts	14
Contracts and Leases	14
Personal Financial Management Counseling	15
The Bankruptcy Discharge	15
After Bankruptcy	15
Who Can File for Chapter 7	16
You Can Afford a Chapter 13 Repayment Plan	16
You Previously Received a Bankruptcy Discharge	20
A Previous Bankruptcy Was Dismissed Within the Previous 180 Days	20
You Haven't Met the Credit Counseling Requirements	20
You Defrauded Your Creditors	20
Your Filing Constitutes "Abuse"	21
You Are Attempting to Defraud the Bankruptcy Court	21
Does Chapter 7 Bankruptcy Make Economic Sense?	23
Are You Judgment Proof?	23
Will Bankruptcy Discharge Enough of Your Debts?	24
Will a Cosigner Be Stuck With Your Debts?	25
Will You Lose Valuable Property?	25

Alternatives to Chapter 7 Bankruptcy..... 28

Do Nothing..... 28

Negotiate With Your Creditors 29

Get Outside Help to Design a Repayment Plan 29

Pay Over Time With Chapter 13 Bankruptcy..... 30

Family Farmers Should Consider Chapter 12 Bankruptcy..... 33

Business Entities Might Benefit From Chapter 11 Bankruptcy 33

In the chapters that follow, we explain how to complete the required bankruptcy paperwork, what happens to your debts and property when you file for bankruptcy, how to get help with your bankruptcy, and how to pick up the financial pieces once your bankruptcy is final, among other things. But before you get to these important topics, you need to figure out whether you can—and should—file for Chapter 7 bankruptcy in the first place. This chapter will give you an overview of the bankruptcy process and help you decide whether Chapter 7 bankruptcy is right for you.

Bankruptcy in America: The Big Picture

Although you may not care much about the larger bankruptcy picture, understanding it will help you keep your situation in perspective. It may be reassuring to know that you're not alone, even though you may feel isolated or even like a failure.

Why People File for Bankruptcy

Studies show that the most common reasons for filing for bankruptcy are:

- job loss, followed by an inability to find work that pays nearly as well
- medical expenses that aren't reimbursed by insurance or government programs
- divorce or legal separation
- small business failures, and
- the foreclosure crisis.

Once a financial catastrophe strikes, many of us wind up having to take on significant debt just to weather the storm. If we saved enough, maybe we'd be ready for these unexpected twists and turns. But, for a variety of reasons, many of us spend too much and save too little. Let's take a closer look at how we got so financially overextended.

Why You Shouldn't Feel Guilty About Filing for Bankruptcy

The American economy is based on consumer spending. Roughly two-thirds of the gross national product has come from consumers like us spending our hard-earned dollars on goods and services we deem essential to our lives. If you ever had any doubt about how important consumer spending is to our economy, remember that President George W. Bush wasted no time after the events of September 11, 2001, in urging Americans to spend more. And many other government leaders told us that spending was our patriotic duty. As Americans, we have learned almost from birth that it's a good thing to buy all sorts of products and services. A highly paid army of persuaders surrounds us with thousands of seductive messages each day that all say, "buy, buy, buy."

These sophisticated advertising techniques (which often cross the line into manipulation) convinced us to buy. And for those of us who couldn't afford to pay as we go, credit card companies have been relentless in offering credit to even the most deeply indebted of us. In recent years, billions of credit card solicitations were mailed to U.S. residents each year—roughly ten solicitations for every man, woman, and child. And, perhaps surprisingly, the largest growth sectors for credit cards have been college students and people with bad credit ratings. The college students were targeted because they are customers of the future—and because their parents could be expected to bail them out if they got carried away with their new purchasing power. And people with bad credit were solicited in large numbers because creditors discovered that they would pay huge interest rates for debts run up on their cards, leading to equally huge profits.

Readily available credit has made it easy to live beyond our means and difficult to resist the siren songs of the advertisers. If, because of illness, loss of work, or just plain bad planning, we can't pay for the things we need, feelings of fear and guilt are often our first responses. But, as we've also seen, the American economy has depended on our spending—the more, the better. In short, much of American economic life is built on a contradiction.

Credit Card May Be on Their Way Out for Many of Us

For decades, credit card companies flooded our mail boxes with offers of “new and improved” cards, many at attractive low-interest rates. Those of us with less than stellar credit (the subprime market) received just as many offers, although at much higher rates of interest. Even after receiving a Chapter 7 bankruptcy discharge, consumers could still expect to receive credit card solicitations, at interest rates pushing 30%.

Not only was credit easily available, but we also were required to make only “minimum payments,” with the result that many of us came to hold multiple cards with perpetual balances generating compound interest. Worse, we have been subjected to a growing array of unfair practices, from raising our interest rates without advance notice because of late payments on unrelated bills, to charging late fees and penalties when we don’t meet the issuer’s ever-changing rules on timing (that payments be received by 2 p.m., that payments due on a Sunday are late if they arrive the following business day, or that late fees may be charged on longer billing cycles even if we pay our bill in full each month).

As this book goes to press, the government is finally stepping in to curb some of these abuses. New restrictions on some of the worst practices have emerged from Congress and the Obama administration, most becoming effective in 2010. In response, the credit card companies are threatening to tighten up their rules on who can get a card and increase interest rates for even their best customers. As the current economic downturn causes defaults in credit card payments to skyrocket, and homes and jobs continue to be lost, credit cards may no longer be an option for those with lower credit scores, the very group that has proved to be most profitable for the credit card companies in the past.

In this age of billion-dollar bailouts for poorly managed financial institutions, should you really feel guilt ridden about the debts you’ve run up? That’s something only you can decide, but remember that large creditors expect defaults and bankruptcies and treat them as a cost of doing business. The reason banks issued so many credit cards is that it has been

very profitable, even though some credit card debts are wiped out in bankruptcies and never repaid.

Bankruptcy is a truly worthy part of our legal system, based as it is on forgiveness rather than retribution. Certainly, it helps keep families together, frees up income and resources for children, reduces suicide rates, and keeps the ranks of the homeless from growing even larger. And, perhaps paradoxically, every successful bankruptcy returns a newly empowered person to the ranks of the “patriotic” consumer. If you suddenly find yourself without a job; socked with huge, unexpected medical bills you can’t pay; or simply snowed under by an impossible debt burden, bankruptcy provides a chance for a fresh start and a renewed, positive outlook on life.

The Foreclosure Crisis

Since the last edition of this book was published, the foreclosure crisis has struck with a vengeance. For a variety of reasons, vast numbers of homeowners are in over their heads on their mortgage debt. Many are turning to bankruptcy either to hold on to their homes or to dispense with the considerable civil and tax liabilities that often follow in the wake of losing a home. As we point out in later chapters, filing either a Chapter 7 or a Chapter 13 bankruptcy brings foreclosure sales to a halt. After that, Chapter 13 gives you time to make up the missed payments over three to five years. Chapter 7 has no such remedy. However, if you are current on your mortgage when you file, Chapter 7 can make your mortgage more affordable by getting rid of your other debts. [The Foreclosure Survival Guide](#), by Stephen Elias (Nolo), explains in detail how Chapter 7 and Chapter 13 bankruptcy can help you deal with the threat or reality of foreclosure.

What About the Downside?

Bankruptcy can also have its disadvantages—economically, emotionally, and in terms of your future credit rating. The bankruptcy process can get intrusive. As part of your public filing, you are required to disclose

your financial activities during the previous year or two, as well as your debts and current property holdings.

Bankruptcy also carries a certain stigma. (Otherwise, why would we spend so much time talking you out of feeling bad about it?) Some people would rather struggle under a mountain of debt than accept the label of “bankrupt.”

If you have a bankruptcy on your record, you will need to convince those who have business dealings with you that you made every effort to meet your financial obligations before resorting to bankruptcy. Whether you are renting or buying a home, buying or leasing a car, or seeking financing for a business, your bankruptcy will be counted against you, at least for several years (and it will stay on your credit report for ten years). And, although you may be able to get credit cards after bankruptcy, you will have to pay the highest interest rate, at least for a while.

While these facts may seem like downsides, they collectively have an upside. For several years, you will find it very easy to be debt-free. In fact, you will have to pay as you go because it will be tough to get credit. Filing for bankruptcy can be a harsh wakeup call, one that will give you a new perspective on the credit system. A bankruptcy temporarily removes you from the credit hamster wheel and gives you some time and space to learn to live credit free (or, at least, to fashion a saner relationship to the credit industry).

Bankruptcy Law: A Work in Progress

In October 2005, Congress passed a law that changed the way bankruptcy works. One of the purposes of this law, known as the Bankruptcy Abuse Prevention and Consumer Protection Act (BAPCPA), was to cut down on Chapter 7 bankruptcies. BAPCPA was drafted by lobbyists for the credit card and banking industries, who assumed that many would-be bankruptcy filers could afford to pay back at least some of their debt, and should therefore be required to do so.

The hallmark of BAPCPA is what’s known as the means test—a questionnaire that helps determine whether filers have sufficient “disposable” income to fund a Chapter 13 bankruptcy plan. Those with higher incomes fail the test and can be forced out of Chapter 7 bankruptcy. As it turns out, however, very few people

need to worry about this test: Contrary to what the supporters of the BAPCPA thought, the vast majority of those who use Chapter 7 have little or no income to spare. As a result, almost everyone who wants to file for Chapter 7 bankruptcy can still do so.

There are numerous additional changes in the law that make filing for Chapter 7 bankruptcy somewhat more difficult and, if you use an attorney, much more expensive. But, as long as you follow our step-by-step instructions, you should have no trouble handling your own case.

In addition to the legislative changes wrought by BAPCPA, this 16th edition of *How to File for Chapter 7 Bankruptcy* incorporates numerous interpretations of the new law handed down by the nation’s bankruptcy courts. But there are many more interpretations to come. In addition to bankruptcy judges, who are still turning out new interpretive decisions every day, federal district courts, bankruptcy appellate panels (BAPs), and federal Circuit Courts of Appeal are available to review these decisions upon the request of a party. In a few cases, even the U.S. Supreme Court will get involved. What all this means, of course, is that the day after this book hits the shelves, a new case may add some spin on a procedure or rule that you really need to know about. To make sure you have the most up-to-date information and forms, check for updates at Nolo’s website, www.nolo.com/updates (select the title of this book).

An Overview of Chapter 7 Bankruptcy

This book explains how to file for Chapter 7 bankruptcy. (It’s called “Chapter 7” because that’s where it appears in the bankruptcy code.) Chapter 7 bankruptcy is sometimes called “liquidation” bankruptcy—it cancels most types of debt, but you have to let the bankruptcy trustee liquidate (sell) your nonexempt property for the benefit of your creditors. Most people who use Chapter 7 get to keep all their property, but some states are more generous than others in this regard. (You can find a list of each state’s exemptions, as well as the federal exemptions, in Appendix A; Ch. 3 delves into the subject of exemptions in much more detail.)

What This Book Doesn't Cover

This book explains the procedures for filing a Chapter 7 bankruptcy if you are an individual, a married couple, or a small business owner with personal liability for your business debts. This book doesn't cover:

- **Chapter 13 bankruptcy.** Chapter 13 allows filers to keep their property and repay some or all of their debt over three to five years. For more information on Chapter 13, see “Pay Over Time With Chapter 13 Bankruptcy,” below; if you decide to file for Chapter 13 bankruptcy, you'll need a copy of [Chapter 13 Bankruptcy](#), by Stephen Elias and Robin Leonard (Nolo).
- **Bankruptcy for business partnerships.** If you're a partner in a business (with someone other than your spouse), filing for a personal bankruptcy will affect your business; we don't address that situation in this book.
- **Bankruptcy for major stockholders in privately held corporations.** If you're a major owner of a private corporation, filing for bankruptcy could affect the corporation's legal and tax status. This book doesn't cover your situation.
- **Business reorganization.** This book doesn't cover Chapter 11 of the bankruptcy laws, which allows a business to continue operating while paying off all or a portion of its debts under court supervision.
- **Farm reorganization.** A special set of bankruptcy statutes, called Chapter 12, lets family farmers continue farming while paying off their debts over time. Chapter 12 isn't addressed in this book.

Here is a brief overview of the Chapter 7 bankruptcy process, from start to finish.

What Bankruptcy Costs

The whole Chapter 7 bankruptcy process takes about three months, costs \$299 in filing fees (unless you get a waiver), and usually requires only one brief meeting, out of court, with the bankruptcy trustee—the official appointed by the bankruptcy judge to process your bankruptcy. If you use a lawyer, you can expect to pay an additional \$1,500 or more in legal fees. Of course,

you can save most of this money by representing yourself with the help of this book (and, perhaps, typing services from a bankruptcy petition preparer, or legal advice from a limited practice lawyer). See Ch. 10 for information on finding lawyers and petition preparers.

Mandatory Credit Counseling

Before you can file for bankruptcy, you must consult a nonprofit credit counseling agency. The purpose of this consultation is to see whether there is a feasible way to handle your debt load outside of bankruptcy, without adding to what you owe.

To qualify for bankruptcy relief, you must show that you received credit counseling from an agency approved by the U.S. Trustee's office within the 180-day period before you filed. The courts are split as to whether you can get credit counseling on the same day you file your bankruptcy papers. Some have said same-day counseling is fine, as long as it takes place before you file (see, for example, *In re Dixon*, 339 B.R. 475 (E.D. Ark. 2006)); others have said that you have to complete counseling no later than the day before you file (see, for example, *In re Cole*, 347 B.R. 70 (E.D. Tenn. 2006)). To be safe, you should complete your credit counseling the day before or earlier.

Once you complete the counseling, the agency will give you a certificate showing that you participated. It will also give you a copy of any repayment plan you worked out with the agency.

There are a few exceptions to this counseling requirement. You don't have to participate if you are in the military on active duty, you are incapacitated, or you have a disability that prevents you from participating. You also don't have to get counseling if there is no agency available to you. For example, one court excused a debtor's failure to get counseling because no agency could provide counseling in the debtor's Creole language, and the debtor could not afford to hire an interpreter. (*In re Petit-Louis*, 344 B.R. 696 (S.D. Fla. 2006).)

The purpose of credit counseling is to give you an idea of whether you really need to file for bankruptcy or whether an informal repayment plan would get you back on your economic feet. Counseling is required even if it's perfectly clear that a repayment

plan isn't feasible (that is, your debts are too high and your income is too low) or you have debts that you find unfair and don't want to pay. (Credit card balances inflated by high interest rates and penalties are particularly unpopular with many filers, as are emergency room bills and deficiency judgments based on auctions of repossessed cars.)

The law requires only that you participate—not that you go along with whatever the agency proposes. Even if a repayment plan is feasible, you aren't required to agree to it. However, if the agency does come up with a plan, you must file it along with the other required bankruptcy paperwork. See Ch. 6 for more information on the credit counseling requirement, including how to get the certificate of completion that you'll have to file with your other bankruptcy papers.

Rules Counseling Agencies Must Follow

In addition to providing services without regard to your ability to pay, counseling agencies have to meet a number of other requirements. They must:

- disclose to you their funding sources, their counselor qualifications, the possible impact of their proposed plan on your credit report, the cost of the program, if any, and how much of the costs you will have to pay
- provide counseling that includes an analysis of your current financial condition, factors that caused the condition, and how you can develop a plan to respond to the problems without adding to your debt
- use trained counselors who don't receive any commissions or bonuses based on the outcome of the counseling services (that is, the counselors may not receive kickbacks, although kickbacks to the agency may be legal), and
- maintain adequate financial resources to provide continuing support services over the life of any repayment plan. For example, if they propose a three-year payment plan, they must have adequate reserves to service your case for three years.

Filing Your Papers

To begin a Chapter 7 bankruptcy case, you must complete a packet of forms and file them with the bankruptcy court in your area. Many filers are shocked to see the long list of documents that might be required in a Chapter 7 case, particularly after Congress added even more paperwork requirements in the most recent revision of the bankruptcy law. But don't be alarmed: Many of these forms require very little time and effort to fill in, and most filers won't have to complete them all. Just take things one step at a time, following the detailed instructions in Ch. 6, and you'll do just fine.

Once you file the papers described below, the court will send a notice of your bankruptcy filing to all of the creditors listed in your bankruptcy documents. You will get a copy as well. This notice (called a "341 notice" because it is required by Section 341 of the bankruptcy code) sets a date for the meeting of creditors (see "The Meeting of Creditors," below), provides the trustee's name, address, and telephone number, and gives creditors the deadlines for filing objections to your bankruptcy or to the discharge of particular debts.

The Voluntary Petition

You begin a Chapter 7 case by filing a "Voluntary Petition": the official court form that requests a bankruptcy discharge of your debts. This form asks for some basic information, including your name, address, and the last four digits of your Social Security number; information about your creditors, debts, and property; and whether you have lived, maintained a residence or business, or had assets in the district where you are filing for most of the 180-day period before you file (this gives you the right to file in that district). You'll find line-by-line instructions for completing the Voluntary Petition in Ch. 6.

Additional Documents

You will have to submit quite a few more documents, either when you file the petition or (with a few exceptions) within 15 days after you file. These additional documents include lists of your creditors, assets, debts, income, and financial transactions prior to filing; copies of your most recent federal tax return and wage stubs; a list of property you are claiming as exempt (that is,

Emergency Filing

If you need to stop creditors quickly, you can do so without filing all of the bankruptcy forms we describe in Ch. 6 (although you'll eventually have to complete the full set). In some situations, speed is essential. For example, if you face foreclosure and your house is going to be sold in a few days, or your car is about to be repossessed, filing an emergency petition will stop the repossession or foreclosure cold.

To put an end to collection efforts, you can simply file the three-page Voluntary Petition form, a form providing your Social Security number, and a document known as the Creditors' Matrix, which lists the name, address, and zip code of each of your creditors. On the petition, you'll have to either swear that you've completed credit counseling or explain why emergency circumstances prevented you from doing so. The automatic stay, which stops collection efforts and lawsuits against you, will then go into effect. (Ch. 2 covers the automatic stay in detail.) You'll have 15 days to file the rest of the forms. (Bankruptcy Rule 1007(c).)

You should file on an emergency basis only if you absolutely must. Many emergency filers fail to meet the 15-day deadline and have their petitions dismissed as a result. Because you are rushing, you are more likely to make mistakes that have to be corrected later, which just adds work and potential errors to the process. But if filing an emergency petition is the only way to stop a potentially disastrous creditor action, go for it. Just remember the deadline for filing the rest of the forms.

property that you are entitled to keep even though you are filing for bankruptcy); information on what you plan to do with property that serves as collateral for a loan (such as a car or home); proof that you have completed your prefiling credit counseling; and, later in your bankruptcy case, proof that you have completed budget counseling.

Perhaps the most important form—made necessary by the new bankruptcy law—requires you to compute your average gross income during the six months prior to your bankruptcy filing date and compare that to the median income for your state. If your income is more than the median, the same form takes you

through a series of questions (called the “means test”) designed to determine whether you could file a Chapter 13 bankruptcy and pay some of your unsecured debts over time. The outcome of this test will largely determine whether you can file for Chapter 7 bankruptcy. (See “Who Can File for Chapter 7,” below, and Ch. 6 for detailed information about these calculations.)

After you file, you may want to amend some or all of your forms to correct mistakes you discover or to reflect agreements you reach with the trustee. Amending these forms is fairly simple—we explain how to do it in Ch. 7.

The Automatic Stay

Often, people filing for bankruptcy have faced weeks, months, or even years of harassment by creditors demanding payment and threatening lawsuits and collection actions. Bankruptcy puts a stop to all this. Filing your bankruptcy petition instantly creates a federal court order (called an “Order for Relief” and colloquially known as the “automatic stay”) that requires your creditors to stop all collection efforts. So, at least temporarily, most creditors cannot call you, write dunning letters, legally grab (garnish) your wages, empty your bank account, go after your car, house, or other property, or cut off your utility service or welfare benefits. As explained in Ch. 2, the automatic stay is not absolute: Some creditors are not affected by the automatic stay, and others can get the stay lifted to collect their debt, as long as they get the judge's permission first.



CAUTION

Renters beware. The automatic stay's magic does not extend to certain eviction actions. Even if the automatic stay does kick in to temporarily halt your eviction when you file for bankruptcy, the bankruptcy court will almost always lift the stay and let the eviction proceed, upon the landlord's request. See Ch. 2 for more information on the automatic stay and eviction proceedings.

Court Control Over Your Financial Affairs

By filing for bankruptcy, you are technically placing the property you own and the debts you owe in the hands of the bankruptcy trustee (see “The Trustee,” below). While your case is open, you can’t sell or give away any of the property that you own when you file without the trustee’s consent. However, with a few exceptions, you can do what you wish with property you acquire and income you earn after you file for bankruptcy. You are also allowed to borrow money after you file.

The Trustee

The bankruptcy court exercises control over your property and debts by appointing an official called a “trustee” to manage your case. Your trustee’s name and contact information will be in the official notice of filing you receive in the mail several days after you file your petition. The trustee (or the trustee’s staff) will examine your papers to make sure they are complete and to look for property to sell for the benefit of your creditors. The trustee’s primary duty is to see that your creditors are paid as much as possible. The trustee is mostly interested in what you own and what property you claim as exempt, but will also look at your financial transactions during the previous year (in some cases these can be undone to free up assets that can be distributed to your creditors). The more assets the trustee recovers for creditors, the more the trustee is paid.

How Trustees Get Paid

Trustees receive a flat fee of \$60 per Chapter 7 case. In addition, trustees are entitled to a percentage of the funds the trustee disburses to the debtor’s creditors: 25% of the first \$5,000 disbursed, 10% of the next \$45,000, and so on. Most Chapter 7 cases involve no disbursements (because typically there are no nonexempt assets), so the trustee usually has to settle for the \$60 fee. But these fee rules give trustees a financial incentive to look closely at bankruptcy filings, especially if the debtor appears to have some valuable property. Trustees can earn a “commission” if they can actually grab some property, sell it, and distribute the proceeds to creditors.

Some courts appoint full-time trustees (called “standing” trustees) to handle all cases filed in that courthouse. Other courts appoint trustees on a rotating basis from a panel of bankruptcy lawyers (called “panel” trustees). Either way, the trustees have the same responsibilities. However, full-time trustees usually do a better job of scrutinizing bankruptcy papers for possible mistakes, whether intentional or accidental.

The U.S. Trustee

The U.S. Trustee Program is a division of the U.S. Department of Justice. Each U.S. Trustee oversees several bankruptcy courts. Individual cases within those courts are assigned to assistant U.S. Trustees, who also employ attorneys, auditors, and investigators. U.S. Trustees work closely with their Department of Justice colleagues from the FBI and other federal agencies to ferret out fraud and abuse in the bankruptcy system. The U.S. Trustees (and the assistant U.S. Trustees) also supervise the work of the panel or standing trustees, who are appointed by the courts.

You will most likely encounter the U.S. Trustee if:

- your bankruptcy papers suggest that you may be engaging in fraudulent behavior
- your case is selected for a random audit (one out of every 250 bankruptcy cases is supposed to be audited)
- your bankruptcy schedules show that you don’t pass the means test (explained later in this chapter), or
- you use a bankruptcy petition preparer (BPP) to help you with your paperwork (see Ch. 10 for more on BPPs), and the trustee believes that the BPP has done something illegal—typically, that the BPP has not just helped you complete your papers, but has given you legal advice, something that only lawyers are allowed to do. In this situation, your bankruptcy won’t be affected, but the U.S. Trustee may want you to act as a witness against the BPP.

The Meeting of Creditors

As explained above, you will receive a notice of the date of the creditors' meeting shortly after you file your bankruptcy papers. This meeting is typically held somewhere in the courthouse or federal building (but almost never in a courtroom). The trustee runs the meeting and, after swearing you in, may ask you questions about your bankruptcy and the documents you filed. For instance, the trustee might ask how you arrived at the value you assigned to an item of property listed in your papers, whether you have given anything away in the last year, and whether the information you put in your papers is 100% accurate. All together, this questioning rarely takes more than a few minutes. Creditors rarely attend this meeting—but if they do, they will also have a chance to question you under oath, usually about where collateral is located or about information you gave them to obtain a loan. In most bankruptcy cases, this will be the only personal appearance you have to make. We discuss the creditors' meeting in more detail, and explain other situations when you might have to appear in court, in Ch. 7.

What Happens to Your Property

In your bankruptcy papers, you'll be asked which items of your property you claim as exempt. Each state allows debtors to keep certain types of property or a certain amount of equity in that property. The exemptions available to you depend on where you have lived prior to filing for bankruptcy. (For more information, see Ch. 3.)

If, after the creditors' meeting, the trustee determines that you have some nonexempt property, you may be required to either surrender that property or provide the trustee with its equivalent value in cash. The trustee is highly unlikely to search your home or seize your property, but will order you to turn over property listed in your schedules or identified during your creditors' meeting or in other proceedings. If you don't turn over the property, the bankruptcy judge can order you to do it (and hold you in contempt if you don't). Plus, the court can dismiss your bankruptcy petition if you fail to cooperate with the trustee.

If your nonexempt property isn't worth very much or would be hard to sell, the trustee may "abandon"

it—which means that you get to keep it, even though it's nonexempt. As it turns out, all of the property that most Chapter 7 debtors own is either exempt or essentially worthless for purposes of raising money for the creditors. As a result, few debtors end up losing any of their property, unless the property is collateral for a secured debt. (See "Secured Debts," below, and Ch. 5 for a detailed discussion of secured debts.)

Secured Debts

If you've pledged property as collateral for a loan, the loan is called a secured debt. The most common examples of collateral are houses and motor vehicles. If you are behind on your payments, the creditor can ask to have the automatic stay lifted so it can repossess the property or foreclose on the mortgage. However, if you are current on your payments, you can keep the property and continue making payments as before—unless you have built up enough nonexempt equity in the property to make it worthwhile for the trustee to sell it for the benefit of your unsecured creditors. (See Ch. 5 for more information on secured debts.)

If a creditor has recorded a lien against your property without your consent (for example, because the creditor obtained a money judgment against you in court), that debt is also secured. However, in some cases and with certain types of property, you may be able to wipe out the debt and keep the property free of the lien. This is called "lien avoidance," and it is also covered in Ch. 5.

Contracts and Leases

If you're a party to a contract or lease that's still in effect, the trustee may take your place as a party to the contract—known as "assuming" the contract—and enforce it for the benefit of your unsecured creditors. Alternatively, the trustee can decide not to step in as a party to the contract—called "rejecting" the contract—in which case you get to decide whether you want the contract to continue in force or not.

For example, suppose you have a five-year lease on some commercial property when you file for bankruptcy. If you've got a good lease (perhaps at a below-market rate, with a few years left on it, for property in an up-and-coming part of town), the

trustee may decide to assign the lease to a third party in exchange for money to pay your unsecured creditors. In this situation, the trustee will assume the lease and assign it to the highest bidder, even if the lease forbids assignments: The trustee's rights trump any transfer restrictions in the lease. However, if the trustee doesn't think selling the lease is worth the trouble (as is almost always the case), the trustee will take no action, which is the same thing as rejecting the lease. Of course, you and the landlord can renew the lease at any time.

Under the new bankruptcy law, you can assume leases on personal property (such as a car or business equipment) rather than having the trustee assume them. However, you will be allowed to do this only if you are able to cure any defaults on the lease, as required by the creditor. (Ch. 6 provides instructions for completing Schedule G, a required bankruptcy form in which you list all current contracts and leases, and the Statement of Intention, another required form in which you tell your creditors and the trustee whether you would like to assume any leases.)

What If You Change Your Mind About Chapter 7 Bankruptcy After Filing?

If you don't want to go through with your Chapter 7 bankruptcy after you file, you can ask the court to dismiss your case. A court will generally agree, as long as the dismissal won't harm your creditors' interests. For example, if you have substantial nonexempt equity in your house, the court will probably deny your dismissal request so the trustee can sell the house to make some money for your unsecured creditors. (See Ch. 4 for more on what happens to your home in bankruptcy.)

As an alternative to having your case dismissed, you may exercise your one-time "right to convert" the case to a Chapter 13 bankruptcy, as long as you really intend to propose and follow a repayment plan. This will keep your property out of the trustee's hands, because in Chapter 13 you don't have to surrender property if you complete your repayment plan. (You do, however, have to pay your unsecured creditors at least the value of your nonexempt property, as explained in "Pay Over Time With Chapter 13 Bankruptcy," below.)

Personal Financial Management Counseling

All debtors must attend a two-hour course on managing finances in order to receive a bankruptcy discharge. You must take this course from an agency approved by the U.S. Trustee Program. (For a list of approved agencies, go to the U.S. Trustee's website, www.usdoj.gov/ust, and click "Credit Counseling & Debtor Education.") You will be charged fees on a sliding scale, but you can't be denied services because of your inability to pay. Once you complete your counseling, you must file a certification form with the court.

The Bankruptcy Discharge

About 60 days after your creditors meeting, you will receive a Notice of Discharge from the court. This notice doesn't list which of your particular debts are discharged, but it provides some general information on the back of the form about what kinds of debts are and are not affected by the discharge order. In most cases, all debts are discharged except:

- debts that automatically survive bankruptcy (child support, most tax debts, and student loans are examples), and
- debts that the court has declared nondischargeable as a result of an action brought by the creditor, as might be the case for debts you incurred through fraudulent or willful and malicious acts.

Ch. 9 explains which debts are—and are not—discharged at the end of your bankruptcy case. See also "Who Can File for Chapter 7," below, which explains the circumstances in which your entire discharge—not just the discharge of a specific debt—may be denied.

After Bankruptcy

Once you receive your bankruptcy discharge, you are free to resume your economic life without reporting your activities to the bankruptcy court unless you receive (or become eligible to receive) an inheritance, insurance proceeds, or proceeds from a divorce settlement within 180 days after your filing date. In that case, you have a duty to report those assets to the trustee. If you don't, and they are discovered, the trustee (and the court, if necessary) can order you to turn over the assets and your discharge may be revoked.

After bankruptcy, you cannot be discriminated against by public or private employers solely because of the bankruptcy, although this ban on discrimination has exceptions (discussed in Ch. 8). You can start rebuilding your credit almost immediately, but it may take several years (or more) to get decent interest rates on a credit card, mortgage, or car note. You can't file a subsequent Chapter 7 bankruptcy case until eight years have passed since your last filing date. You can file for Chapter 13 bankruptcy any time, but you can't get a Chapter 13 discharge unless you file at least four years after you filed the earlier Chapter 7 case.

Who Can File for Chapter 7

Filing for Chapter 7 bankruptcy is one way to solve debt problems, but it isn't available to everyone. Here are some situations in which you may not be able to use Chapter 7.

You Can Afford a Chapter 13 Repayment Plan

Under the old bankruptcy rules, most filers were free to choose the type of bankruptcy that seemed best for them—and most chose Chapter 7 rather than Chapter 13. The new bankruptcy law takes this choice away from some filers with higher incomes. One goal of the new law is to force people who could afford to pay back some of their debts over time to file under Chapter 13, rather than allowing them to liquidate their debts outright in Chapter 7. If the U.S. Trustee decides, based on the information about your income, debts, and expenses you provide in your required paperwork, that you could afford a Chapter 13 plan under the new rules, the U.S. Trustee will file a motion to have your case dismissed. The court is likely to grant that motion and throw out your case unless you convert to a Chapter 13 bankruptcy.

To figure out whether you will be allowed to use Chapter 7, you must first:

- determine your “current monthly income” (actually, your average income in the six months before you file for bankruptcy), and
- compare that figure to the median family income in your state.

If your current monthly income is no more than the state's median income, your Chapter 7 bankruptcy

won't be presumed to be “an abuse” of the bankruptcy process. However, if your actual income (as shown in Schedule I of your bankruptcy papers, explained in Ch. 6) is significantly higher than your expenses (as listed in Schedule J, also explained in Ch. 6), you might still be forced into Chapter 13. (See *In re Pak*, 343 B.R. 239 (N.D. Cal. 2006), and *In re Paret*, 347 B.R. 12 (D. Del. 2006).)

If your current monthly income exceeds the state median income, you will have to do some calculations (called the means test) to determine whether you can afford to pay off at least some of your unsecured debts in a Chapter 13 plan. (If you have to take the means test, you can find step-by-step instructions in Ch. 6.)

Certain Disabled Veterans Can Skip the Math

If you are a disabled veteran, and the debts you wish to discharge were incurred while you were on active duty or engaged in homeland defense activities, the court is legally required to treat you as if your income is less than the state median. This means that you'll be able to file for Chapter 7 regardless of your income or expenses.

The new law doesn't clearly indicate what will happen if only some of your debts were incurred while you were on active duty. We'll have to wait and see how courts interpret this provision.

Determine Your Current Monthly Income

Legally, your current monthly income is your average monthly income over the six months preceding the month in which you filed for bankruptcy. You must include almost all types of income, taxable or not—this means, for example, that if you are including wages in your income, you must use your gross earnings, not the net income you actually take home after taxes are withheld and other deductions are made. For filers who lost a job or other income during the six-month period before filing for bankruptcy, this current income figure may be significantly more than what they are actually earning each month by the time they file for bankruptcy.

EXAMPLE: John and Marcia are married and have two young children. They fell quickly into debt after John was forced out of his job because of a work-related injury on April 1, 2010. Three months later, on July 1, 2010, John and Marcia decide to file for bankruptcy.

To compute their current monthly income, Marcia adds up the family's income for the period from January 1, 2010 through June 30, 2010 (the six-month period before their filing date). This includes John's gross salary for the first three months (he made \$8,000 a month as a software engineer), plus \$1,800 in workers' compensation benefits for each of the last three months. Marcia made \$1,000 during each of the first three months, and had no income for the last three months. The total family income for the six-month period is \$32,400. The family's current monthly income is \$32,400 divided by six, or \$5,400, even though the amount they actually took in during each of the three months before filing was only \$1,800.

Use the Current Monthly Income Worksheet, below (and in Appendix B), to calculate your current monthly income by:

- adding up all of the income you received during the six-month period before the month in which you filed for bankruptcy, and
- dividing by six to come up with a monthly average.

You should include all of the following types of income on the form:

- wages, salary, tips, bonuses, overtime, and commissions
- gross income from operating a business, profession, or farm
- interest, dividends, and royalties
- rents and other income from real property
- pension and retirement income
- regular contributions someone else makes to you or your dependents' household expenses, including child or spousal support
- regular contributions of your spouse, if he or she isn't filing for bankruptcy with you
- unemployment compensation
- workers' compensation insurance
- state disability insurance

- annuity payments, and
- lump-sum, windfall payments (such as lottery winnings).

Income You Don't Have to Include

Your current monthly income includes income from all sources, **except:**

- income tax refunds
- payments you receive under the Social Security Act (including Social Security retirement benefits, Social Security Disability Insurance, Supplemental Security Income, Temporary Assistance for Needy Families, and possibly state unemployment insurance)
- payments to you as a victim of war crimes or crimes against humanity, and
- payments to you as a victim of international or domestic terrorism.

Determine Your Household Size

The size of your household is very important: The more members you have, the less likely it is that your income will exceed the state median for households of the same size, and the less likely you are to have to take the means test. For example, assume that your current monthly income is \$6,000, the median income for a household of three in your state is \$5,800, and the median income for a household of four is \$6,500. Being able to count that additional person means you won't have to take the means test.

Unfortunately, neither Congress nor the courts have given clear guidance on how to calculate household size. Most courts adopt the census test for a household, which includes all of the people, related and unrelated, who occupy a house, apartment, group of rooms, or single room that is intended for occupancy as separate living quarters. Under this test, you can count your children or stepchildren even if they are not your dependents for tax purposes.

Domestic partners count as a single household. But mere roommates are not part of the same household if they have separate rooms within a house and don't act as a single economic unit by mingling their incomes and jointly paying expenses.

Current Monthly Income Worksheet

Use this worksheet to calculate your current monthly income; use figures for you and your spouse if you plan to file jointly.

Line 1. Calculate your total income over the last six months from wages, salary, tips, bonuses, overtime, and so on.

- A. Month 1 \$ _____
- B. Month 2 _____
- C. Month 3 _____
- D. Month 4 _____
- E. Month 5 _____
- F. Month 6 _____
- G. TOTAL WAGES (add lines A–F) \$ _____

Line 2. Add up all other income for the last six months.

- A. Business, profession, or farm income _____
- B. Interest, dividends, and royalties _____
- C. Rents and real property income _____
- D. Pension and retirement income _____
- E. Alimony or family support _____
- F. Spousal contributions (if not filing jointly) _____
- G. Unemployment compensation _____
- H. Workers' compensation _____
- I. State disability insurance _____
- J. Annuity payments _____
- K. Lump-sum payments _____
- L. Other _____
- M. TOTAL OTHER INCOME (add lines A–L) \$ _____

Line 3. Calculate total income over the six months prior to filing.

- A. Enter total wages (Line 1G). _____
- B. Enter total other income (Line 2M). _____
- C. TOTAL INCOME OVER THE SIX MONTHS PRIOR TO FILING (add Lines A and B together) \$ _____

Line 4. Average monthly income over the six months prior to filing.
This is called your current monthly income.

- A. Enter total six-month income (Line 3C). _____
- B. CURRENT MONTHLY INCOME (divide Line A by six) \$ _____

One vexing issue yet to be decided is whether children can be counted as part of a household if they are only living with the parent part time under a custody and visitation agreement. If this describes your situation, and being able to count your children as part of your household would mean you don't have to take the means test, it might make sense to talk to a local bankruptcy attorney and find out how your local court handles this issue. (See Ch. 10 for information on finding a bankruptcy lawyer.)

Compare Your Income to Your State's Family Median Income

The census bureau publishes *annual* family median income figures for all 50 states. To compare your current *monthly* income to the family median income for your state, you'll need to multiply your current monthly income by 12 (or divide the annual family median income figure by 12). Let's do it the first way. In John and Marcia's case, the family's current monthly income (\$5,400) multiplied by 12 would be \$64,800.

Once you've got your current monthly income and your family median income for the same time period (one month or one year), compare them to see whether your current monthly income is more or less than the median. You can find the most recent family median income figures in the Median Family Income chart in Appendix B. You can also find up-to-date figures at www.legalconsumer.com or at the website of the U.S. Trustee at www.usdoj.gov/ust (select "Means Testing Information") or the United States Census Bureau, www.census.gov (click "State Median Income" from the home page).

You can see from the chart in Appendix B that John and Marcia's current monthly income would be more than the family median income in most states.

For Larger Families

Although the U.S. Census Bureau generates median figures for families that have up to seven members, Congress does not want you to use these figures if you have a larger family. The Census figures are to be used for families that have up to four members (these are the numbers you will find in Appendix B). If there are more than four members of your family, you must add a set amount per additional person to the four-member family median income figure for your state (currently, this amount is \$6,900).

What to Do Next

If, like most bankruptcy filers, your current monthly income is equal to or less than your state's median, then you may be allowed to file for Chapter 7 bankruptcy; continue reading this chapter. As you will discover, however, your *actual* monthly income and *actual* expenses, as calculated on Schedules I and J (see Ch. 6) may also affect your eligibility to use Chapter 7. And, because of how the means test works, your actual income and expenses may be quite different than what the means test shows, primarily because the means test uses your average income over the six months before you file, which might not be the same as what you actually earn each month.

If your income exceeds the state median income, you'll need to take the full means test to figure out whether a court would presume your Chapter 7 bankruptcy case to be abusive. (If this happens, you would have to persuade the court that it's appropriate for you to file for Chapter 7, under the circumstances—see "Special Problems" in Ch. 7.) You can find the means test form and step-by-step instructions for completing it in Ch. 6.

If you are required to take the means test and you pass it—which means you don't have enough disposable income to fund a Chapter 13 repayment plan—you've passed the first Chapter 7 eligibility hurdle: Keep on reading this chapter. Remember, you'll also have to show that your *actual* income and expenses don't allow you to afford a Chapter 13 plan. So, even if you qualify for Chapter 7 based on

the means test, you may face another hurdle down the road.

If you can't pass the means test, you might consider filing for Chapter 13 bankruptcy, with the help of Nolo's *Chapter 13 Bankruptcy*, by Stephen Elias and Robin Leonard. You should also look at options outside of the bankruptcy system, in "Alternatives to Chapter 7 Bankruptcy," below.

Converting to Chapter 7 After Filing for Chapter 13

Can you file under Chapter 13 and then convert to Chapter 7 later, even though you would have flunked the means test had you initially filed for Chapter 7? One bankruptcy appellate panel has said yes. (*In re Fox*, 370 B.R. 639 (D. N.J. 2007).) That court found that the debtor didn't have to file Form 22A (the means test) in a converted case. The court ruled that the federal bankruptcy rule requiring debtors to file Form 22A after converting from Chapter 13 to Chapter 7 conflicts with the bankruptcy statutes and therefore should not be applied. However, the court also stressed that the initial Chapter 13 case must have been filed in good faith, not just to avoid the means test. This means the debtor had to be able to propose a feasible plan—or at least close to feasible, especially in terms of whether the debtor could make the payments required in a Chapter 13 case. (See "Pay Over Time With Chapter 13 Bankruptcy," below.) In this case, the plaintiff originally had enough money to fund a Chapter 13 bankruptcy but couldn't complete her plan after she was laid off.

By comparison, in another case, a Rhode Island bankruptcy court held that a debtor who converted to Chapter 7 only two weeks after filing a Chapter 13 case would have to take the means test. (*In re Perfetto*, 361 B.R. 27 (D. R.I. 2007).)

You Previously Received a Bankruptcy Discharge

You cannot file for Chapter 7 bankruptcy if you obtained a discharge of your debts under Chapter 7 in a case filed within the past eight years, or under Chapter 13 in a case filed within the previous six years. (11 U.S.C.

§ 727.) However, if you obtained a Chapter 13 discharge in good faith after paying at least 70% of your unsecured debts, the six-year bar does not apply.

Note that these eight- and six-year periods run from the date you filed for the earlier bankruptcy, not the date you received your discharge.

EXAMPLE: Brenda files a Chapter 7 bankruptcy case on January 31, 2010. She receives a discharge on April 20, 2010. Brenda files another Chapter 7 bankruptcy on February 1, 2018. The second bankruptcy is allowed because eight years have passed since the date the earlier bankruptcy was filed (even though fewer than eight years have passed since Brenda received a discharge in the earlier case).

A Previous Bankruptcy Was Dismissed Within the Previous 180 Days

You cannot file for Chapter 7 bankruptcy if your previous Chapter 7 or Chapter 13 case was dismissed within the past 180 days because:

- you violated a court order, or
- you requested the dismissal after a creditor asked for relief from the automatic stay. (11 U.S.C. § 109(g).)

You Haven't Met the Credit Counseling Requirements

To file for Chapter 7 bankruptcy, you have to satisfy all the requirements for credit counseling. This means that you must obtain the counseling within 180 days before you file and file a certificate of completion no later than 15 days after you file, unless you fit within one of the exceptions to the counseling requirement (discussed in "Mandatory Credit Counseling," above) or you didn't obtain counseling for some other reason that is acceptable to the bankruptcy court. (See Ch. 6 for more on these requirements.)

You Defrauded Your Creditors

Bankruptcy is geared toward the honest debtor who got in too deep and needs a fresh start. A bankruptcy court will not help someone who has played fast and

loose with creditors or the court. This type of behavior can lead to a denial of your bankruptcy discharge and even to criminal charges if you lie under oath.

Certain activities are red flags to the courts and trustees. If you have engaged in any of them within the past several years, do not file for bankruptcy until you consult with a bankruptcy lawyer. These no-nos are:

- unloading assets to your friends or relatives
- incurring debts for luxury items when you were clearly broke, and
- concealing property or money from your spouse during a divorce proceeding.

EXAMPLE: Joan wants to file for bankruptcy but is worried that she'll lose her house. Before filing, Joan puts the house in her mother's name on the understanding that her mother will deed it back to her after the bankruptcy is completed. Before filing, Joan learns that this is a definite no-no and can land her in serious trouble. She retransfers the house back into her own name and files a Chapter 7 bankruptcy. The trustee learns of the transactions and successfully opposes Joan's discharge on the ground that she acted fraudulently. The fact that she undid the fraud before filing doesn't help her.

Your Filing Constitutes "Abuse"

The court can dismiss your case if it finds that your filing is abusive—that is, that your actions demonstrate that you aren't entitled to the remedy offered by Chapter 7. As explained above, if you fail the means test, the court can presume that your bankruptcy filing is abusive and prevent you from using Chapter 7. However, even if you pass the means test, the court might find abuse. For example, if your actual income (as calculated in Schedule I of your bankruptcy paperwork) significantly exceeds your actual expenses (as calculated in Schedule J of your papers), the court might find that you should not be allowed to use Chapter 7, even if you pass the means test.

Even if you clearly can't afford a Chapter 13 repayment plan, the court can still deny you the benefit of Chapter 7 by refusing to discharge your debts. Here are some examples:

- The court can refuse to grant a Chapter 7 discharge if the debtor fails to explain how he or she got so deeply in debt. (*In re Tanglis*, 344 B.R. 563 (N.D. Ill. 2006).)
- If the debtor fails to explain what happened to money received from a personal injury settlement or home refinancing, the court can refuse to grant a Chapter 7 discharge. (See *In re Bozeman*, Bankruptcy No. 99-35862, Adversary No. 01-3252 (M.D. Ala. 2006), in which the court found that saying "We did stuff" was not a sufficient explanation of where the money went.)
- Voluntary unemployment can be considered abusive, because the debtor could pay back some or all of the debts if employed. (*In re Richie*, 353 B.R. 569 (E.D. Wash. 2006).)
- A debtor who couldn't account for how cash advances were spent during the previous year may be denied a Chapter 7 discharge on grounds of abuse. (*In re Yanni*, 354 B.R. 708 (E.D. Penn. 2006).)

You Are Attempting to Defraud the Bankruptcy Court

Misleading the court is a terrible idea. If you lie, cheat, or attempt to hide assets, your current debt crisis may no longer be your biggest legal problem. You must sign your bankruptcy papers under "penalty of perjury," swearing that everything in them is true. You also have to verify your papers, under oath, at your creditors' meeting. If you get caught deliberately failing to disclose property, omitting material information you are asked to provide about your financial affairs during previous years, or using a false Social Security number (to hide your identity as a prior filer), you will not get any bankruptcy relief. You may even be prosecuted for perjury or fraud on the court.

The U.S. Trustee Program Actively Roots Out Fraud

The U.S. Trustee Program, a branch of the U.S. Department of Justice, is actively engaged in fighting bankruptcy-related fraud. Copies of all bankruptcy petitions filed in your district are passed on to the U.S. Trustee for that district, where they are scrutinized. The U.S. Trustee also contracts with accountants, who perform random audits of cases filed. While the trustee in charge of your case is also supposed to be on the lookout for fraudulent behavior, the U.S. Trustee is a law enforcement agency and is likely to be much more thorough. This is nothing you need to worry about as long as you are scrupulously honest in your paperwork and disclosures.

The “Open Letter to Debtors and Their Counsel,” set out below, reflects a view held by more and more bankruptcy courts. Just remember, you’re signing papers under penalty of perjury, and the courts expect you to be careful and accurate. The more accurate you are with the information in your papers, the less likely you are to run into any trouble.

Open Letter to Debtors and Their Counsel

I have noticed a disturbing trend among debtors and their counsel to treat the schedules and statement of affairs as “working papers” which can be freely amended as circumstances warrant and need not contain the exact, whole truth.

Notwithstanding execution under penalty of perjury, debtors and their counsel seem to think that they are free to argue facts and values not contained in the schedules or even directly contrary to the schedules. Some debtors have felt justified signing a statement that they have only a few, or even a single creditor, in order to file an emergency petition, knowing full well that the statement is false.

Whatever your attitude is toward the schedules, you should know that as far as I am concerned they are the sacred text of any bankruptcy filing. There is no excuse for them not being 100% accurate and complete. Disclosure must be made to a fault. The filing of false schedules is a federal felony, and I do not hesitate to recommend prosecution of anyone who knowingly files a false schedule.

I have no idea where anyone got the idea that amendments can cure false schedules. The debtor has an obligation to correct schedules he or she knows are false, but amendment in no way cures a false filing. Any court may properly disregard [a] subsequent sworn statement at odds with previous sworn statements. I give no weight at all to amendments filed after an issue has been raised.

As a practical matter, where false statements or omissions have come to light due to investigation by a creditor or trustee, it is virtually impossible for the debtor to demonstrate good faith in a Chapter 13 case or entitlement to a discharge in a Chapter 7 case. I strongly recommend that any of you harboring a cavalier attitude toward the schedules replace it with a good healthy dose of paranoia.

Dated: September 10, 20xx

Alan Jaroslovsky

Alan Jaroslovsky
U.S. Bankruptcy Judge, N.D. Cal., Santa Rosa

Does Chapter 7 Bankruptcy Make Economic Sense?

If you are inclined to file for Chapter 7 bankruptcy, take a moment to consider whether it makes economic sense. If filing for Chapter 7 won't help you out of your current debt problems, will force you to give up property you want to keep, or is unnecessary because of your financial situation, then Chapter 7 might not be the best option.



FOR MARRIED COUPLES

If you are married, consider the debts and property of both spouses as you read this section. Married couples usually benefit from filing jointly, but not always. For example, if one spouse brings a lot of debt to the marriage, while the other spouse has clean credit, it might make more sense for the debt-ridden spouse to file alone. Filing alone might also be a good idea if the couple is separated or divorcing, one spouse is barred from filing due to a previous bankruptcy, or filing together would put valuable property at risk (for example, property owned only by the nonfiling spouse or property the couple owns as tenants by the entirety). You'll find more information on the benefits of filing jointly versus filing alone in Ch. 6.

Are You Judgment Proof?

Most unsecured creditors are required to obtain a court judgment before they can start collection procedures such as a wage garnishment or seizure and sale of personal property. Holders of tax, child support, and student loan debts are exceptions to this general rule. If your debts are mainly of the type that require a judgment, the next question is whether you have any income or property that is subject to seizure by your creditors if they obtain a judgment. For instance, if all of your income comes from Social Security (which can't be taken by creditors), and all of your property is exempt (see Ch. 3), there is nothing your creditors can do with their judgment. That makes you judgment proof. While you may still wish to file for bankruptcy to get a fresh start, nothing bad will happen to you if you don't file, no matter how much you owe. For more on what it means to be judgment proof, see "Alternatives to Chapter 7 Bankruptcy," below.

Even though you may be judgment proof, you may want to file for bankruptcy to stop harassment by your creditors. In most cases, you can stop creditors from making telephone calls to your home or work by simply telling them to stop. Changing your phone number may also help, as will using caller-ID and a message machine to screen the calls. If collection agencies are doing the harassment, you can also send them a letter like the one shown below, which almost always does the trick.

If a collector continues to harass you after you have given written notice, you can sue the collector under the Fair Debt Collection Practices Act (15 U.S.C. §§ 1692–1692o) for any damage you suffer (such as medical conditions caused by the harassment) and statutory damages of up to \$1,000. You can also collect attorneys' fees, so you should be able to find an attorney who will represent you without requiring you to pay a retainer up front. Your state may have similar legal protections against harassment by a collection agency or original creditor—and additional remedies for violations of the law. For more information on illegal debt collection practices, see *Solve Your Money Troubles*, by Robin Leonard and Margaret Reiter (Nolo).

Sample Letter Telling Collection Agency to Stop Contacting You

Sasnak Collection Service
49 Pirate Place
Topeka, Kansas 69000

November 11, 20xx

Attn: Marc Mist

Re: Lee Anne Ito
Account No. 88-90-92

Dear Mr. Mist:

For the past three months, I have received several phone calls and letters from you concerning an overdue Rich's Department Store account.

This is my formal notice to you under 15 U.S.C. § 1692c(c) to cease all further communications with me at my home or place of employment except for the reasons specifically set forth in the federal law.

This letter is not meant in any way to be an acknowledgment that I owe this money.

Very truly yours,

Lee Anne Ito
Lee Anne Ito

Using Bankruptcy to Get New Credit

Even if you are judgment proof, you may want to file for bankruptcy to clear the decks for your next foray into the world of credit. Although it's hard to say right now how soon you can reestablish your credit after bankruptcy—because of the credit crunch that has accompanied the foreclosure crisis—there is little doubt that you will be able to get back on the credit track sooner by filing for bankruptcy than by ignoring your debts. While this might not be the best reason to file for bankruptcy, many people want to rebuild their credit just as soon as is humanly possible. (For more on rebuilding your credit, see Ch. 8.)

Will Bankruptcy Discharge Enough of Your Debts?

Certain categories of debts may survive Chapter 7 bankruptcy, depending on the circumstances. It may not make much sense to file for Chapter 7 bankruptcy if your primary goal is to get rid of these nondischargeable debts.

There are three categories of nondischargeable debts:

- debts that always survive bankruptcy
- debts that survive bankruptcy unless the bankruptcy court rules that a particular exception applies, and
- debts that survive bankruptcy only if the bankruptcy court says that they should.

If most of your debts are the kind that automatically survive bankruptcy or that survive unless a particular exception applies, hold off on filing your Chapter 7 bankruptcy until you have at least read Ch. 9 and learned what is likely to happen to these debts in your case. In particular, you should be concerned about:

- back child support and alimony
- debts other than support that arise from a marital settlement agreement or divorce decree
- student loans
- government fines, penalties, or court-ordered restitution
- tax arrearages (including debts incurred to pay a tax arrearage—for example, if you used a credit card to pay back taxes), and
- court judgments for injuries or death resulting from your drunk driving convictions.

The following types of debts can survive bankruptcy, but only if the creditor mounts a successful challenge to them in the bankruptcy court:

- debt incurred on the basis of fraud, such as lying on a credit application or writing a bad check
- debt for luxury items that you recently bought on credit with no intention of paying for them
- debt from willful and malicious injury to another person or another's property, including assault, battery, false imprisonment, libel, and slander, and
- debt from larceny (theft), breach of trust, or embezzlement.

Sorting It All Out

If your debt load consists primarily of debts that will be discharged unless a creditor convinces the court that they shouldn't be, it may make sense to file for bankruptcy and hope that the creditor doesn't challenge the discharge. Many creditors don't—mounting a challenge to the discharge of a debt usually requires a lawyer, and lawyers don't come cheap. Also, many lawyers advise their clients to write off the debt rather than throw good money after bad in a bankruptcy court challenge.

On the other hand, if your debt load consists primarily of debts that will survive your bankruptcy unless you convince the court otherwise, you must decide whether the debts are large enough to warrant paying an attorney to argue in court that the debts should be discharged. For example, if you owe \$50,000 in student loans and have a good argument that they should be discharged, it will be worth your while to file for bankruptcy and pay an attorney \$1,000 to push the issue. (You could also do this yourself, although this sort of procedure is difficult to navigate without competent expert help.) If the amount in question is small and your chances of victory slim, however, you may choose to forgo bankruptcy altogether.



TIP

Chapter 13 might be a better choice. In some situations, Chapter 13 offers relief that is not available in Chapter 7. For example, if you are facing foreclosure on your home because of mortgage defaults or you have debts that you can discharge in Chapter 13 but not in Chapter 7, you might want to consider using Chapter 13. See “Pay Over Time With Chapter 13 Bankruptcy,” below, for more information.

Will a Cosigner Be Stuck With Your Debts?

If someone else cosigned a loan or otherwise took on a joint obligation with you, that person can be held wholly responsible for the debt if you don't pay it. If you receive a Chapter 7 bankruptcy discharge, you may no longer be liable for the debt—but your cosigner will still be on the hook. Especially if your cosigner is a friend or relative, you might not want to stick him or her with your debt burden.

If you have a cosigner whom you want to protect, you'll need to use one of the alternatives to Chapter 7 bankruptcy that are outlined below. By arranging to pay the debt over time, you can keep creditors from going after your cosigner for payment. And, if you decide to file for Chapter 13, you can include the debt in your repayment plan to keep creditors off your cosigner's back, at least for the duration of your plan.

Will You Lose Valuable Property?

Chapter 7 bankruptcy essentially offers this deal: If you are willing to give up your nonexempt property (or exempt property of equivalent value) to be sold for the benefit of your creditors, the court will erase your dischargeable debts. If you can keep most of the things you care about, Chapter 7 bankruptcy can be a very effective remedy for your debt problems. But if Chapter 7 bankruptcy would force you to part with treasured property, you may need to look for another solution.

The laws that control what property you can keep in a Chapter 7 bankruptcy are called exemptions. Each state's legislature produces a set of exemptions for use by people who are sued in that state. These same exemptions are available to people who file for bankruptcy in that state and meet the residency requirements described below. In 16 states (and the District of Columbia), debtors who meet the residency requirements can choose between their state's exemptions or another set of exemptions created by Congress (known as federal bankruptcy exemptions). States that currently allow debtors this choice are Arkansas, Connecticut, Hawaii, Kentucky, Massachusetts, Michigan, Minnesota, New Hampshire, New Jersey, New Mexico, Pennsylvania, Rhode Island, Texas, Vermont, Washington, and Wisconsin.

As it does so often, California has adopted a unique system. Rather than using the federal exemptions, California offers two sets of state exemptions for those who meet the residency requirements described below. As in the 16 states that have the federal bankruptcy exemptions, people filing for bankruptcy in California must choose one or the other set of California's state exemptions.

Property that is not exempt can be taken from you and sold by the trustee to pay your unsecured creditors. You can avoid this result by finding some cash to pay the trustee what the property is worth or convincing the trustee to accept some exempt property of roughly equal value as a substitute.

If your nonexempt property isn't worth enough to make selling it worthwhile, the trustee may decide to let you keep it. For instance, few trustees bother to take well-used furniture or secondhand electronic gadgets or appliances. Even if your property is more valuable, the trustee may be willing to let you pay to keep it, so the trustee can avoid the trouble and cost of putting it up for sale. For example, if you have a flat screen television that's worth about \$1,500, and only \$500 of it is exempt, the trustee may let you keep it if you can pay \$500 or so. Even though the trustee could take the TV and sell it, that would take time and cost money. While this may seem like buying back property you already own, the trustee is entitled to that property once you file for Chapter 7 bankruptcy; in effect, you are paying the trustee to get the property back.

As you've no doubt figured out, the key to getting the most out of the bankruptcy process is to use exemptions to keep as much of your property as possible, while erasing as many debts as you can. To make full and proper use of your exemptions, you'll want to:

- learn which exemptions are available to you
- become familiar with the exemptions you can use, and
- use the available exemptions in the way that lets you keep more of your treasured property.

Ch. 3 gives step-by-step instructions for figuring out whether your personal property is exempt under the state laws available for use in your bankruptcy, and Ch. 4 covers exemptions for your home. Here, we provide a brief overview of exemptions.

Domicile Requirements for Using Exemptions

You may use a state's exemptions if that state has been your "domicile" for at least two years before you file for bankruptcy. Domicile has been defined as "the place where a man has his true fixed and permanent home and principal establishment and to which whenever he is absent he has the intention of returning." This means

something more than your residence, which generally means wherever you are living at any given time.

Your domicile is the place where you are living and intend to live for the indefinite future, the place where you work, vote, receive your mail, pay taxes, do your banking, own property, participate in public affairs, register your car, apply for your driver's license, and send your children to school. Your domicile might be different from the state where you are actually living. For example, members of the military, professional athletes, and corporate officers all might spend significant amounts of time working in another state or country, but their domicile is the state where they make their permanent home.

If you have not been domiciled in your current state for at least two years before filing, you must use the exemptions of the state where you were living for the better part of the 180-day period ending two years before your filing date. In other words, if you file for bankruptcy on January 1, 2010, and you have not lived in your current state for two years, you will have to use the exemptions available in the state where you lived for most of the period between July 5, 2007 and December 31, 2007. These somewhat bewildering rules are explained in detail in Ch. 3. A separate rule determines whether you may claim your state's homestead exemption; that rule, which has a 40-month domicile requirement, is explained in Ch. 4.

Property That Is Typically Exempt

Certain kinds of property are exempt in almost every state, including:

- equity in your home, up to a certain value (commonly called the homestead exemption)
- equity in a motor vehicle, up to a certain value (usually between \$1,000 and \$5,000)
- reasonably necessary clothing (no mink coats)
- reasonably necessary household furnishings and goods (the second TV may have to go if it has any value)
- household appliances
- jewelry, to a certain value
- personal effects
- life insurance (cash or loan value, or proceeds), to a certain value
- retirement funds necessary for current support

- tools of your trade or profession, to a certain value
- a portion of unpaid but earned wages, and
- public benefits (welfare, Social Security, unemployment compensation) accumulated in a bank account.

Some states also provide a “wildcard” exemption—an exemption for a set dollar amount that you can apply to any property that would otherwise not be exempt. (See Ch. 3 for more on wildcard exemptions.) Also, if you are using the federal exemptions or the California “System 2” exemptions and you don’t need to protect equity in a home, you can use some or all of the homestead exemption as a wildcard.

How Property Is Valued for Exemption Purposes

Under the old rules, you could value your property at roughly what you could get for it at your own garage sale. The 2005 bankruptcy law uses a different standard: You must value property at what it would cost to buy it from a retail vendor, taking the property’s age and condition into account. (11 U.S.C. §§ 506 and 527(b).) For cars, this “replacement value” will be the retail amount listed in the *Kelley Blue Book* or similar price guides. For other property, you will have to use the amount for which similar property is sold on eBay or at used clothing or furniture stores, flea markets, and the like.

Property That Is Typically Nonexempt

In most states, you will have to give up or pay the trustee if you have equity in the following types of property (in legal terms, equity in these items is “nonexempt”):

- expensive musical instruments (unless you’re a professional musician)
- cameras, camcorders, and personal digital assistants
- stamp, coin, and other collections
- valuable family heirlooms
- cash, bank accounts, stocks, stock options, bonds, royalties, and other investments
- business assets and inventory

- real estate you’re not living in
- boats, planes, and off-road vehicles, and
- a second or vacation home.



CAUTION

For those with nonexempt property. If it appears that you have a lot of nonexempt property, read Ch. 3 before deciding whether to file for bankruptcy. That chapter helps you determine exactly how much of your property is not exempt and suggests ways to:

- buy it from the trustee (if you really want to hold on to it)
- use exempt property to barter with the trustee, or
- retain the value of your nonexempt property by selling some of it and buying exempt property with the proceeds before you file.

If Chapter 7 Bankruptcy Won’t Let You Keep Treasured Property

If it looks like Chapter 7 bankruptcy is destined to come between you and property that you really want to keep, consider filing for Chapter 13 bankruptcy (or using one of the other options discussed in “Alternatives to Chapter 7 Bankruptcy,” below). Chapter 13 bankruptcy lets you keep your property regardless of its exempt status, as long as you will have sufficient income over the next three to five years to pay off all or a portion of your unsecured debts and to pay any priority debts you have (such as back child support, alimony, and taxes) in full. However, even in Chapter 13, you will be required to propose a plan that pays your unsecured creditors a total amount that is at least equal to the value of your nonexempt property.

EXAMPLE 1: Several years ago, John and Louise inherited a genuine Chinese jade vase, their most prized possession. It’s worth \$10,000. They don’t want to give it up but are in desperate financial shape, with debts of more than \$60,000.

If they file for Chapter 7 bankruptcy, their debts will be discharged, but they will probably lose the vase, assuming it’s not exempt in their state and

there's no wildcard exemption available that will cover its value. In Chapter 13 bankruptcy, however, they could keep the vase and pay their debts out of their income over the next three to five years, as long as their payments to their unsecured creditors over the life of the plan total at least \$10,000 (the value of their nonexempt vase). After several anguished days, John and Louise decide to file for Chapter 7 bankruptcy and give up the vase.

John and Louise might be tempted to hide the vase and hope the trustee doesn't discover it. That would be a crime (perjury), for which they could be fined or jailed. It's also an abuse of the bankruptcy process that could get their petition dismissed, and prevent them from filing again for six months and discharging the debts they listed in their schedules. A much safer alternative (but still risky in some courts) would be to sell the vase before they file and use the proceeds to buy exempt property. (See Ch. 3 for information on when you can do this.) Or, John and Louise might offer the trustee exempt property in place of the vase.

EXAMPLE 2: Over the years, Mari has carefully constructed an expensive computer system that she uses primarily for hobbies but also as a work tool for her marginal desktop publishing business. The computer system does not qualify for a specific exemption in her state. Over a substantial period of time, Mari has also amassed a debt of \$100,000, consisting primarily of credit card debts, medical bills, and department store charges.

If Mari files for Chapter 7 bankruptcy, she can discharge all of her debts, because they are unsecured and she did not incur them fraudulently. However, unless a wildcard exemption protects the computer system's value, Mari must either surrender most of the computer equipment so it can be sold for the benefit of her creditors (though she may be able to keep the pieces essential to her desktop publishing business as exempt tools of her trade) or find a way to replace them with exempt property of equivalent value. Mari decides that canceling her debts is far more important to her than hanging on to the entire system, and proceeds to file for Chapter 7 bankruptcy.

Alternatives to Chapter 7 Bankruptcy

In many situations, filing for Chapter 7 bankruptcy is the best remedy for debt problems. In others, however, another course of action makes more sense. This section outlines your main alternatives.

Do Nothing

Surprisingly, the best approach for some people who are deeply in debt is to take no action at all. If you're living simply (that is, with little income and property) and look forward to a similar life in the future, you may be judgment proof. This means that anyone who sues you and obtains a court judgment won't be able to collect—simply because you don't have anything they can legally take. (As a famous song of the 1970s said, "Freedom's just another word for nothing left to lose.") Except in highly unusual situations (for example, if you are a tax protester or willfully refuse to pay child support), you can't be thrown in jail for failing to pay your debts.

Normally, creditors cannot take your property or income without first suing you and obtaining a court judgment (except for taxing authorities and student loan collectors). Even if the creditor is armed with a court judgment, the law prevents creditors (except the IRS, of course) from taking property that is exempt under your state's general exemption laws, including food, clothing, personal effects, and furnishings. (See "Will You Lose Valuable Property?" above.) And creditors won't go after your nonexempt property unless it is worth enough to cover the creditor's costs of seizure and sale.

Before taking property, creditors usually try to go after your wages and other income. But a creditor can take only 25% of your net wages to satisfy a court judgment, unless it is for child support or alimony. Often, you can keep more than 75% of your wages if you can demonstrate that you need the extra amount to support yourself and your family. Income from a pension or another retirement benefit is usually treated like wages. Creditors cannot touch public benefits such as welfare, unemployment insurance, disability insurance, SSI, or Social Security.

To sum up, if you don't have a steady job or other source of income that a creditor can snatch, or you can live on 75% of your wages (or perhaps a little more),

you needn't fear a lawsuit. Similarly, if most of your property is exempt, there is little the creditor can seize to repay the debt. In these situations, most creditors don't bother trying to collect the debt at all.

Now that you have the good news, here's some bad: Judgments usually last for five to ten years, and they can be renewed for longer periods. In this age of computers, credit reporting agencies, and massive databases that track our every activity, you may have to live with your decision to do nothing for a long, long time. And, in many cases, interest on your debt will continue to accrue, which means the \$10,000 you owe today could become a \$100,000 debt in the future.

Even if you are judgment proof, you may be better off dealing with your debt situation now, either through bankruptcy or through one of the other alternatives discussed below. For example, if you don't file for bankruptcy and later receive a windfall—lottery winnings or an unexpected inheritance—you may lose the windfall to your creditors. Windfalls you receive after you file for Chapter 7 bankruptcy, on the other hand, are usually yours to keep.

Negotiate With Your Creditors

If you have some income, or you have assets you're willing to sell, you may be a lot better off negotiating with your creditors than filing for bankruptcy. Through negotiation, you may be able to come up with a new payment plan that allows you to get back on your feet. Or, you may be able to settle your debt for less than you owe.



RESOURCE

Negotiating with creditors. How to negotiate with your creditors is covered in detail in *Solve Your Money Troubles: Debt, Credit & Bankruptcy*, by Robin Leonard and Margaret Reiter (Nolo). That book explains how to deal with creditors when you owe money on a variety of debts, including credit cards, mortgage loans, car loans, child support, and alimony.

Get Outside Help to Design a Repayment Plan

Many people have trouble negotiating with creditors, either because they don't have the skills and negotiating experience to do a good job or because they find the whole process exceedingly unpleasant.

Tax Consequences of Forgiven Debts

Deciding to ignore your debts could increase your tax burdens. The IRS treats certain forgiven debts (debts for which a creditor agrees to take nothing or less than is owed) and debts written off (debts that the creditor has stopped trying to collect, declared uncollectible, and reported as a tax loss to the IRS) as taxable income to you. (26 U.S.C. § 108.) Any bank, credit union, savings and loan, or other financial institution that forgives or writes off all or part of a debt for \$600 or more must send you and the IRS a Form 1099-A or 1099-C at the end of the tax year. When you file your tax return, you must report the write-off as income and pay taxes on it.

There are a number of exceptions to this rule. For example, if your mortgage was partly or wholly forgiven in 2007 through 2012 through foreclosure or loan restructuring, you may not have to report it as income. You also don't have to report a debt if you were insolvent when the creditor agreed to waive or write it off. Generally, you are insolvent if your debts, including the debt that was forgiven or written off, exceed the value of your assets.

If you receive a Form 1099-C, you may need to complete IRS Form 982, *Reduction of Tax Attributes Due to Discharge of Indebtedness*, to show that an exception applies. (You can download the form and instructions at www.irs.gov.) Unfortunately, using this form can be complicated, especially if you're claiming the insolvency exception; you might need help from an accountant to complete it correctly.

Because the ability to negotiate is an art, many people benefit from outside help.

If you don't want to negotiate with your creditors, you can turn to a lawyer or to a credit counseling agency. These agencies come in two basic varieties: nonprofit and for profit. They all work on the same basic principle: A repayment plan is negotiated with all of your unsecured creditors. You make one monthly payment to the agency, which distributes the payment to your creditors as provided in the plan. As long as you make the payments, the creditors will not take any action against you. And, if you succeed in completing

the plan, one or more of your creditors may be willing to offer you new credit on reasonable terms.

The nonprofit agencies tend to be funded primarily by the major creditors (in the form of a commission for each repayment plan they negotiate) and by moderate fees charged the user (roughly \$20–\$25 per plan negotiated). The for-profit agencies are funded by the same sources but tend to charge much higher fees.

The big downside to entering into one of the repayment plans is that if you fail to make a payment, the creditors may pull the plug on the deal and come after you, regardless of how faithful you've been in the past. When that happens, you may find that you would have been better off filing for bankruptcy in the first place.

Credit Counseling Agencies Under the Revised Bankruptcy Law

As explained above, bankruptcy filers are now required to get credit counseling. You must get this counseling from a nonprofit agency that meets a number of requirements and has been approved by the U.S. Trustee. If you decide to get help with a repayment plan, you would do well to choose one of these agencies—the U.S. Trustee's office oversees their operation, which gives you some protection against fraudulent practices. You can find a list of approved agencies at the U.S. Trustee's website, at www.usdoj.gov/ust.

Pay Over Time With Chapter 13 Bankruptcy

In Chapter 13 bankruptcy, you enter into a court-approved plan to deal with your debts over three to five years. Some debts must be paid in full (back taxes are the most common examples), while others may be paid only in part. The basic idea is that you must devote all of your disposable income to whatever plan is approved by the bankruptcy court.

With a few exceptions, Chapter 13 doesn't require you to give up any property. However, you must pay a price if you have nonexempt property. To propose a feasible Chapter 13 plan, you are required to pay your unsecured creditors at least the value of your nonexempt property, over the life of your plan. In other

words, while you don't have to give up your property, you sort of have to buy it back over three to five years, plus 10% (roughly) in trustee fees. In addition to this "buy-back" requirement, the bankruptcy code has guidelines for calculating exactly how much you must pay into your plan, based on your income:

- If your current monthly income (as defined by the bankruptcy law—see "Who Can File for Chapter 7" above) is more than the median family income for your state, you must commit to paying all of your "disposable income" into your plan for five years. To calculate your disposable income, you must use expenses dictated by the IRS, which could be significantly less than your actual expenses. This means that you may be obligated to pay more money into your plan than you actually have left over each month, after paying your bills and living expenses.
- If your current monthly income is less than the state median, you can propose a three-year repayment plan. You can also calculate your disposable income using your actual expenses, rather than the IRS standards.

To file for Chapter 13 bankruptcy, you fill out the same forms as in a Chapter 7 bankruptcy and file them with the bankruptcy court along with a filing fee of \$274. In addition, you must file your most recent tax return and show that you are current on your taxes for the last four years. You must also file a feasible repayment plan and serve a copy of the plan on each of your creditors. With the possible exception of current payments on your mortgage and car note, you make plan payments directly to the bankruptcy trustee, who in turn distributes the money to your creditors. When you complete your plan, any remaining unpaid balances on unsecured, dischargeable debts are wiped out.

Chapter 13 requires you to pay down your debts over time, but few filers pay back 100% of what they owe. Priority debts, like child support you owe your family and recent back taxes, must be paid in full. (See Ch. 6 for more on which debts qualify as priority debts.) Short-term secured debts (debts that will mature while your plan is in effect) must also be paid in full. However, the debts that bedevil most people—such as credit card debts and medical bills, which are neither priority nor secured—need be paid down only if you

have enough “disposable income” to manage the task after you’ve met all the other repayment requirements.

For instance, if your Chapter 13 paperwork shows that you will have only \$200 left each month after paying your reasonable living expenses, and you need to put all of that money toward paying off an income tax debt or other priority debt over the life of your plan, you can propose what’s known as a “zero-percent plan.” In this type of plan, your unsecured, nonpriority creditors get nothing. (If you have nonexempt property, however, your plan must pay your unsecured, nonpriority creditors at least the value of that property, as explained above.) If your paperwork shows that you’ll have income left after paying your expenses and priority debt, that money goes to your unsecured, nonpriority creditors. If you still have unpaid unsecured debt when your plan ends, it will be discharged.

Like Chapter 7 bankruptcy, Chapter 13 bankruptcy doesn’t wipe out all types of debts. Domestic support obligations, criminal penalties, certain tax debts, debts arising from injuries caused by your intoxicated driving, certain debts or creditors you don’t list on your bankruptcy papers, and debts arising from your fraudulent conduct all may survive your bankruptcy filing, whether you file under Chapter 7 or Chapter 13. And, as in Chapter 7, student loan debts will be discharged only if you can show that repaying the loan would cause a substantial hardship. (For more on each of these types of debts, see Ch. 9.) Debts arising from a civil judgment against you for maliciously or willfully injuring or killing someone will also survive a Chapter 13 bankruptcy.

In addition to these debts, there are certain debts that are discharged only in Chapter 13—that is, these debts will survive Chapter 7 bankruptcy, but will be wiped out at the end of your repayment plan if you file under Chapter 13. These debts include:

- marital debts (other than for support) created in a divorce or settlement agreement
- debts incurred to pay a nondischargeable tax debt
- court fees
- condominium, cooperative, and homeowners’ association fees
- debts for loans from a retirement plan, and
- debts that couldn’t be discharged in a previous bankruptcy.

You can file for Chapter 13 bankruptcy at any time, even if you got a Chapter 7 bankruptcy discharge the day before. However, you can’t get your Chapter 13 discharge if you filed your Chapter 13 case within four years after filing your Chapter 7 case.

If you start, but are not able to finish, a Chapter 13 repayment plan—for example, you lose your job six months into the plan and can’t make the payments—the trustee may modify your plan. The trustee may give you a grace period (if the problem seems temporary), reduce your total monthly payments, or extend the repayment period. As long as it looks like you’re acting in good faith, the trustee will try to help you across rocky periods. If it’s clear you won’t be able to complete the plan because of circumstances beyond your control, the court might let you discharge your debts on the basis of hardship. Examples of hardship would be a sudden plant closing in a one-factory town or a debilitating illness.

If the bankruptcy court won’t let you modify your plan or give you a hardship discharge, you still have two options:

- You can convert your case to a Chapter 7 bankruptcy (unless you received a Chapter 7 discharge in a case filed within the previous eight years).
- You can ask the bankruptcy court to dismiss your Chapter 13 petition, which would leave you in the same position you were in before you filed, except you’ll owe less because of the payments you made on your debts. If your Chapter 13 bankruptcy is dismissed, your creditors may add any interest that was abated during your Chapter 13 case to the total amount you owe.

Do You Qualify for Chapter 13 Bankruptcy?

Like Chapter 7, there are several requirements you must meet in order to qualify for Chapter 13 bankruptcy:

- **You must file as an individual.** Only individuals, not business entities (such as partnerships or corporations), can file for Chapter 13. If you are the sole owner of a business entity (like a corporation) and you vote to transfer all of its assets and debts to yourself as an individual, you can effectively liquidate the business and claim all of its debts and assets as belonging to you personally in a Chapter 13 bankruptcy, however.
- **Your debt must not be too high.** Your total secured debt (debt for which you have pledged collateral or otherwise gives the creditor the right to seize property if you don't pay) may not exceed \$1,010,650, and your total unsecured debt may not exceed \$336,900.
- **You must be able to propose a legally feasible repayment plan.** If you have sufficient income to pay all of your priority debts (for instance, child support and tax debts), make required monthly payments—and pay back any arrearages—on your secured debts (such as a mortgage or car note), and pay at least some money toward your unsecured debts over the next five years, you can probably propose a Chapter 13 plan that will pass legal muster.

One way to figure out whether you can propose a feasible plan is to take the means test—an eligibility requirement for Chapter 7 that asks higher-income filers to show that they cannot propose a feasible Chapter 13 repayment plan. If the means test shows that you will have at least some money left over each month to pay toward your unsecured debts, you should be able to come up with a feasible Chapter 13 plan. The means test is covered in detail in Ch. 6.



CAUTION

You may qualify for Chapter 13 even if you don't have sufficient disposable income to complete your plan. The new bankruptcy law assumes that your monthly income during your plan will be the same as your average income during the

six months before you filed for bankruptcy. If you lost a job or otherwise experienced a drop in income during those six months, your actual income could be quite a bit less than the law assumes it will be. In addition, certain higher-income filers will have to calculate their expenses using IRS standards, which are often less than their actual living expenses. All this means that you may not be able, as a practical matter, to make the payments required by a Chapter 13 plan, even if you qualify to file under the figures used in the new law.

Chapter 13 May Reduce Secured Debts That Are Heavy With Interest

Chapter 13 bankruptcy allows you to break certain secured debts into two parts: the part that is secured by the fair market value of the collateral, and any part of the debt that is unsecured because it exceeds the value of the collateral. You must pay the replacement value of the collateral (the secured part) in your Chapter 13 plan, but you can discharge the unsecured portion along with your other unsecured debts. This procedure is popularly referred to as a “cramdown.”

For example, people often owe more on a car than the car is worth. This is because the car note includes a lot of interest, and most cars depreciate in value fairly rapidly. In some cases, Chapter 13 allows you to cram down the debt on the car to the car's replacement value (what it would cost to purchase the car from a retail vendor, considering its age and condition) and get rid of the rest of the debt over the life of your plan. You may also be able to cram down debts for other types of property, including real estate in some situations. However, there are a couple of exceptions to the cramdown rule:

- You can cram down a car contract only if you bought the car more than 30 months before filing for bankruptcy.
- You can cram down contracts on other types of property only if you bought the property more than a year before filing for bankruptcy.
- You can cram down a mortgage on a mobile home if your state law classifies mobile homes as personal property, even though the mobile home is situated on real property. (*In re Ennis*, 558 F.3d 343 (4th Cir. 2009).)



RESOURCE

Resources for Chapter 13 bankruptcy. For general information on Chapter 13 bankruptcy, get a copy of *The New Bankruptcy: Is It Right for You?* by Stephen Elias (Nolo). If you are interested in filing for Chapter 13 bankruptcy, see *Chapter 13 Bankruptcy: Keep Your Property & Repay Debts Over Time*, by Stephen Elias and Robin Leonard (Nolo), which provides all the forms and instructions necessary to complete your own Chapter 13 bankruptcy.

Family Farmers Should Consider Chapter 12 Bankruptcy

Chapter 12 bankruptcy, which is very similar to Chapter 13, is specially designed for family farmers and provides a way to keep the farm while paying off debts over time. If you are a farmer, we recommend you speak with a bankruptcy attorney about Chapter 12 bankruptcy before choosing to file a Chapter 7 bankruptcy.

Business Entities Might Benefit From Chapter 11 Bankruptcy

Chapter 11 bankruptcy is a procedure in which everyone who has an economic interest in a business comes together under court supervision to work out a plan under which the business can get on top of its debt and continue its operations. General Motors and Chrysler are the most recent examples of businesses using Chapter 11 to put themselves in a better economic position.

You don't have to be a huge corporation to file under Chapter 11. You do, however, have to be prepared to pay an enormous amount of attorney fees. A typical Chapter 11 bankruptcy requires lots of meetings and court hearings on various disputed issues, and everyone has to appear through lawyers who are paid out of the bankrupt business's coffers. It's not at all unusual for a business to pay more than \$100,000 dollars in attorney fees, often much more. Most businesses that start in Chapter 11 with the hope of staying in business end up converting to Chapter 7 (and liquidating what's left of their assets) after they run out of money to pay the lawyers. ●

The Automatic Stay

Actions Prohibited by the Stay	36
Credit Card Debts, Medical Debts, and Attorney Fees.....	36
Public Benefits	36
Debt Associated With Criminal Proceedings.....	37
IRS Liens and Levies	37
Foreclosures	37
Utilities.....	37
When the Stay Doesn't Apply	37
Actions Not Stopped by the Stay.....	37
How You Can Lose the Protection of the Stay	38
Evictions	40
If the Landlord Already Has a Judgment.....	40
Endangering the Property or Illegal Use of Controlled Substances	41

One of the most powerful features of bankruptcy is the automatic stay: a court order that goes into effect as soon as you file and protects you from certain actions by your creditors. The automatic stay stops most debt collectors dead in their tracks and keeps them at bay for the rest of your case. Once you file, all collection activity (with a few exceptions, explained below) must go through the bankruptcy court. Most creditors cannot take any further action against you directly while the bankruptcy is pending.

The purpose of the automatic stay is, in the words of Congress, to give debtors a “breathing spell” from their creditors, and a break from the financial pressures that drove them to file for bankruptcy. In a Chapter 7 bankruptcy, it serves another purpose as well: to preserve the status quo at the time you file. The automatic stay ensures that the trustee—not your creditors—will be responsible for ultimately deciding which property you will be able to keep, which property you will have to give up, and how the proceeds will be divided if the trustee takes and sells any of your belongings.

This chapter explains how the automatic stay applies to typical debt collection efforts, including a couple of situations in which you might not get the protection of the automatic stay. It also covers how the automatic stay works in eviction proceedings, vital information for any renter who files for bankruptcy.



TIP

You don’t need bankruptcy to stop your creditors from harassing you. Many people begin thinking about bankruptcy when their creditors start phoning them at home and on the job. Federal law (and the law of many states) prohibits this activity by debt collectors once you tell the creditor, in writing, that you don’t want to be called. And if you orally tell debt collectors that you refuse to pay, they cannot, by law, contact you except to send one last letter making a final demand for payment before filing a lawsuit. While just telling the creditor to stop usually works, you may have to send a written follow-up letter. (You can find a sample letter in Ch. 1.)

Actions Prohibited by the Stay

When you file for any kind of bankruptcy, the automatic stay goes into effect. It’s “automatic” because you don’t have to ask the court to issue the stay, and the court doesn’t have to take any special action to make it effective; once you file, the stay is in place, automatically. The stay prohibits creditors and collection agencies from taking any action to collect most kinds of debts you owe them, unless the law or the bankruptcy court says they can.

In some circumstances, the creditor can file an action in court to have the stay lifted (called a Motion to Lift Stay). In others, the creditor can simply begin collection proceedings without seeking advance permission from the court.

The good news is that the most common type of creditor collection actions are still stopped dead by the stay—harassing calls by debt collectors, threatening letters by attorneys, and lawsuits to collect payment for credit card and health care bills. This section explains which collection actions are stopped by the automatic stay.

Credit Card Debts, Medical Debts, and Attorney Fees

Anyone trying to collect credit card debts, medical debts, attorney fees, debts arising from breach of contract, or legal judgments against you (other than for child support and alimony) must cease all collection activities after you file your bankruptcy case. They cannot:

- file a lawsuit or proceed with a pending lawsuit against you
- record liens against your property
- report the debt to a credit reporting bureau, or
- seize your property or income, such as money in a bank account or your paycheck.

Public Benefits

Government entities that are seeking to collect overpayments of public benefits such as SSI, Medicaid, or Temporary Assistance to Needy Families (welfare) benefits cannot reduce or terminate your benefits to get that money back while your bankruptcy is pending. If,

however, you become ineligible for benefits, including Medicare benefits, bankruptcy doesn't prevent the agency from denying or terminating your benefits on that ground.

Debt Associated With Criminal Proceedings

If a case against you can be broken down into criminal and debt components, only the criminal component will be allowed to continue. The debt component will be put on hold while your bankruptcy is pending. For example, if you were convicted of writing a bad check and have been sentenced to community service and ordered to pay a fine, your obligation to do community service will not be stopped by the automatic stay, but your obligation to pay the fine will.

IRS Liens and Levies

Certain tax proceedings are not affected by the automatic stay (see "When the Stay Doesn't Apply," below, for more information). The automatic stay does, however, stop the IRS from issuing a lien or seizing (levying against) your property or income.

Foreclosures

Foreclosures are initially stayed by your bankruptcy filing. However, the stay won't apply if you filed another bankruptcy case within the previous two years and the court, in that proceeding, lifted the stay and allowed the lender to proceed with the foreclosure. In other words, the law doesn't allow you to prevent a foreclosure by filing serial bankruptcies.

Even if this is your first bankruptcy, filing won't stop certain time periods associated with a state's foreclosure procedures from "running." For example, state law might give homeowners the right to two or three months' notice before their home is sold. Once a homeowner receives advance notice of foreclosure, the home may not be sold until the notice period has ended. In these states, filing for bankruptcy won't stop the notice period from elapsing. However, the sale itself can't happen while you are in bankruptcy unless the foreclosing party gets permission from the bankruptcy judge by filing a motion to lift the stay.

Utilities

Companies providing you with utilities (such as gas, heating oil, electricity, telephone service, and water) may not cut you off because you file for bankruptcy. However, they can shut off your service 20 days after you file if you don't provide them with a deposit or other means to assure future payment. They can also terminate service if you fail to pay for it after you file. (See *In re Jones*, No. 06-10105-RS (D. Mass. 2006).)

One court has found that cable television isn't a utility, and service can therefore be stopped if the debtor fails to pay the bill before filing for bankruptcy. (*In re Darby*, 470 F.3d 573 (5th Cir. 2006).)

When the Stay Doesn't Apply

The stay doesn't put a stop to every type of collection action, nor does it apply in every situation. Congress has determined that certain debts or proceedings are sufficiently important to "trump" the automatic stay. In these situations (described in "Actions Not Stopped by the Stay," below), collection actions can continue just as if you had never filed for bankruptcy.

In addition to the specific types of collection actions that can continue despite the stay, there are circumstances in which you can lose the protection of the stay through your own actions. These are described below as well.

Actions Not Stopped by the Stay

The automatic stay does not prohibit the following types of actions from proceeding.

Divorce and Child Support

Almost all proceedings related to divorce or parenting continue unaffected by the automatic stay. These include actions to:

- set and collect current child support and alimony
- collect back child support and alimony from property that is not in the bankruptcy estate (see Ch. 3 for more information on what's in the bankruptcy estate)
- determine child custody and visitation
- establish paternity in a lawsuit

- modify child support and alimony
- protect a spouse or child from domestic violence
- withhold income to collect child support
- report overdue support to credit bureaus
- intercept tax refunds to pay back child support, and
- withhold, suspend, or restrict drivers' and professional licenses as leverage to collect child support.

Tax Proceedings

The IRS can continue certain actions, such as conducting a tax audit, issuing a tax deficiency notice, demanding a tax return, issuing a tax assessment, or demanding payment of an assessment.

Pension Loans

The stay doesn't prevent withholding from a debtor's income to repay a loan from an ERISA-qualified pension (this includes most job-related pensions and individual retirement plans). See Ch. 3 for more on how pensions are treated in bankruptcy.

How You Can Lose the Protection of the Stay

Even in circumstances where the stay would otherwise apply, you can lose its protection through your own actions. The stay may not protect you from collection efforts if:

- you had a bankruptcy case pending within the year before you file your current case, and the court refuses your request to allow the stay to kick in, or
- you don't meet the deadlines set out in the bankruptcy code for dealing with property that serves as collateral for a secured debt.

Prior Cases Pending

Under the 2005 bankruptcy law, the automatic stay will last only 30 days if you had a prior bankruptcy case pending within the year before you file (unless you can get the court to extend it). (11 U.S.C. §§ 362(c)(3) and (4).) And if you had two cases pending in the last year, the automatic stay will never kick in at all (unless the court orders it).

When Is a Case Pending?

If you've had a bankruptcy case dismissed within the last couple of years, you may be wondering exactly when that case is no longer "pending" and, therefore, when the one- and two-year time periods for losing the automatic stay begin to run. This can be tough to figure out, partly because some cases remain open long after they are dismissed. The general rule is that a dismissed case is no longer pending, even if it continues to be open after that date. In other words, the one- and two-year periods start on the date a case is dismissed.

EXAMPLE: Clayton's Chapter 7 bankruptcy case is dismissed by the court on January 20, 2010, because Clayton missed a deadline for filing required documents. Before the case is closed, Clayton files a motion to set aside the dismissal and be allowed to proceed with his case; the court denies his motion. The case is ultimately closed on March 20, 2010. Clayton files for bankruptcy again on January 21, 2011. Because at least one year has passed since Clayton's previous case was dismissed, he is entitled to the protection of the automatic stay.

If the automatic stay terminates because of one or two prior pending cases, the property of the bankruptcy estate—in your current bankruptcy filing—is still protected. As explained in more detail in Ch. 3, your bankruptcy estate includes most types of property that you own or are entitled to receive when you file your bankruptcy papers, but does not include money earned or most property received after filing. For example, a creditor would not be entitled to seize money that was in your bank account on the date you filed, but could levy on wages you earned after filing, which are not part of the bankruptcy estate.

One Dismissal in the Past Year

With a couple of exceptions, if you had a bankruptcy case pending and dismissed during the previous year for any reason, voluntarily or involuntarily, the court will presume that your new filing is in bad faith, and the stay will terminate after 30 days in your new case. You, the trustee, the U.S. Trustee, or the creditor can

ask the court to continue the stay beyond the 30-day period, but the court will do this only if you (or whoever else makes the request) can show that your current case was not filed in bad faith.

The motion to continue the stay must be scheduled for hearing within the 30-day period after you file for bankruptcy, and must give creditors adequate notice of why the stay should be extended. This means the motion must:

- be filed within several days after you file for bankruptcy, (unless you obtain an “Order Shortening Time” from the judge, a simple procedure)
- be served on all creditors to whom you want the stay to apply, and
- provide specific reasons why your current filing is not in bad faith and the stay should be extended.

When deciding whether to extend the stay beyond 30 days, the court will look at a number of factors to decide whether your current filing is in good faith. Here are some of the factors that will work against you:

- More than one prior bankruptcy case was filed by (or against) you in the past year.
- Your prior case was dismissed because you failed to file required documents on time (for instance, you didn’t file your credit counseling certificate within 15 days or failed to amend the petition on a timely basis when required to do so). If you failed to file these documents inadvertently or because of a careless error, that won’t help you with the judge—unless you used an attorney in the prior case. Judges are more willing to give debtors the benefit of the doubt if their attorney was responsible for the mistake.
- The prior case was dismissed while a creditor’s request for relief from the stay was pending.
- Your circumstances haven’t changed since your previous case was dismissed.

Two Dismissals in the Past Year

If you had more than two cases pending and dismissed during the previous year, no stay will apply in your current case. You won’t even get the initial 30-day stay that would apply if you had only one bankruptcy case pending within the past year. The only way to get the

benefit of the stay is to convince the court, within 30 days of your filing, that your current case was not filed in bad faith and that a stay should therefore be granted. The court will look at the factors outlined above to decide whether you have overcome the presumption of bad faith.

Missing Deadlines for Handling Secured Debts

If you have property that secures a debt—that is, property that the creditor has a right to take if you don’t pay the debt—you will have to file a Statement of Intention with the court and serve it on your creditors. The Statement of Intention explains what you want to do with the collateral. You have several choices:

- give the property back to the creditor and get rid of the debt (called “surrendering” the property)
- keep the property and pay the creditor what it would cost to replace it, given its age and condition, which is often less than what you still owe on the debt (called “redeeming” the property), or
- keep the property and reaffirm the contract, which means that you will continue to owe some or all of the debt after your bankruptcy (called “reaffirming” the debt).

The bankruptcy rules require you to mail this Statement of Intention to the secured creditor within 30 days after filing your bankruptcy case, and to actually carry out your stated intention—by giving back the property, paying its replacement value to the creditor, or signing a reaffirmation agreement—within 30–45 days after your first creditors’ meeting (because the law is contradictory on this time limit, you should take action within 30 days, to be on the safe side). If you don’t meet these deadlines, the stay will no longer apply to that property (although it will continue to protect you otherwise). For example, assume you want to continue paying on your car note, but you don’t serve your Statement of Intention on time. The stay will no longer protect your car or prevent the creditor from repossessing it, but your other property will still be protected. The Statement of Intention is discussed in more detail in Ch. 6; you can find lots more information on secured debts, including tips that will help you decide which of these options makes the most sense in your case, in Ch. 5.

Evictions

In the past, many people filed for Chapter 7 bankruptcy to stop the sheriff from enforcing a judgment for possession (an eviction order). While landlords could come into court and ask the judge to lift the automatic stay and let the eviction proceed, many landlords didn't know they had this right—and many others didn't have the wherewithal to hire attorneys (or the confidence to handle their own cases). In other words, filing for Chapter 7 bankruptcy often stopped court-ordered evictions from proceeding for the duration of the bankruptcy.

Today, things are a bit different. The new bankruptcy law gives landlords the right to evict a tenant, despite the automatic stay, if:

- the landlord got a judgment for possession before the tenant filed for bankruptcy (if the judgment was for failing to pay rent, there is a possible exception to this rule, discussed below), or
- the landlord is evicting the tenant for endangering the property or the illegal use of controlled substances on the property.

If the landlord does not already have a judgment when you file, and he or she wants to evict you for reasons other than endangering the property or using controlled substances (for example, the eviction is based on your failure to pay rent or violation of another lease provision), the automatic stay will prevent the landlord from beginning or continuing with eviction proceedings. However, the landlord can always ask the judge to lift the stay, and courts tend to grant these requests.

If the Landlord Already Has a Judgment

If your landlord has already obtained a judgment of possession against you when you file for bankruptcy, the automatic stay won't help you (with the possible exception described below). The landlord may proceed with the eviction just as if you never filed for bankruptcy.

If the eviction order is based on your failure to pay rent, you may be able to have the automatic stay reinstated. However, this exception applies only if your state's law allows you to stay in your rental unit and “cure” (pay back) the rent delinquency after the landlord has a judgment for possession. Here's what you'll have to do to take advantage of this exception:

Step 1: As part of your bankruptcy petition, you must file a certification (a statement under oath) stating that your state's laws allow you to cure the rent delinquency after the judgment is obtained, and to continue living in your rental unit. Very few states allow this. To find out whether yours is one of them, ask the sheriff or someone at legal aid (if you have legal aid in your area). In addition, when you file your bankruptcy petition, you must deposit with the court clerk the amount of rent that will become due during the 30-day period after you file.

Once you have filed your petition containing the certification and deposited the rent, you are protected from eviction for 30 days unless the landlord successfully objects to your initial certification before the 30-day period ends. If the landlord objects to your certification, the court must hold a hearing on the objection within ten days, so theoretically you could have less than 30 days of protection if the landlord files and serves the objection immediately.

Step 2: To keep the stay in effect longer, you must, before the 30-day period runs out, file and serve a second certification showing that you have fully cured the default in the manner provided by your state's law. However, if the landlord successfully objects to this second certification, the stay will no longer be in effect and the landlord may proceed with the eviction. As in Step 1, the court must hold a hearing within ten days if the landlord objects.



SEE AN EXPERT

If you really want to keep your rental, talk to a lawyer. As you can see, these new rules are somewhat complicated. If you don't interpret your state's law properly, file the necessary paperwork on time, and successfully argue your side if the landlord objects, you could find yourself put out of your home. A good lawyer can tell you whether it's worth fighting an eviction—and, if so, how to go about it.

Endangering the Property or Illegal Use of Controlled Substances

Under the new bankruptcy law, an eviction action will not be stayed by your bankruptcy filing if your landlord wants you out because you endangered the property or engaged in the “illegal use of controlled substances” on the property. And your landlord doesn’t have to have a judgment in hand when you file for bankruptcy: The landlord may start an eviction action against you or continue with a pending eviction action even after your filing date if the eviction is based on property endangerment or drug use.

To evict you on these grounds after you have filed for bankruptcy, your landlord must file and serve on you a certification showing that:

- the landlord has filed an eviction action against you based on property endangerment or illegal drug use on the property, or
- you have endangered the property or engaged in illegal drug use on the property during the 30-day period prior to the landlord’s certification.

If your landlord files this certification, he or she can proceed with the eviction 15 days later unless, within that time, you file and serve on the landlord an objection to the truth of the statements in the landlord’s certification. If you do that, the court must hold a hearing on your objection within ten days. If you prove that the statements in the certification aren’t true or have been remedied, you will be protected from

the eviction while your bankruptcy is pending. If the court denies your objection, the eviction may proceed immediately.

As a practical matter, you will have a very difficult time proving a negative—that is, that you weren’t endangering the property or using drugs. Similarly, once allegations of property endangerment or drug use are made, it’s hard to see how they would be “remedied.” In short, this is another area where you’ll need a lawyer if you have to fight it out.



CAUTION

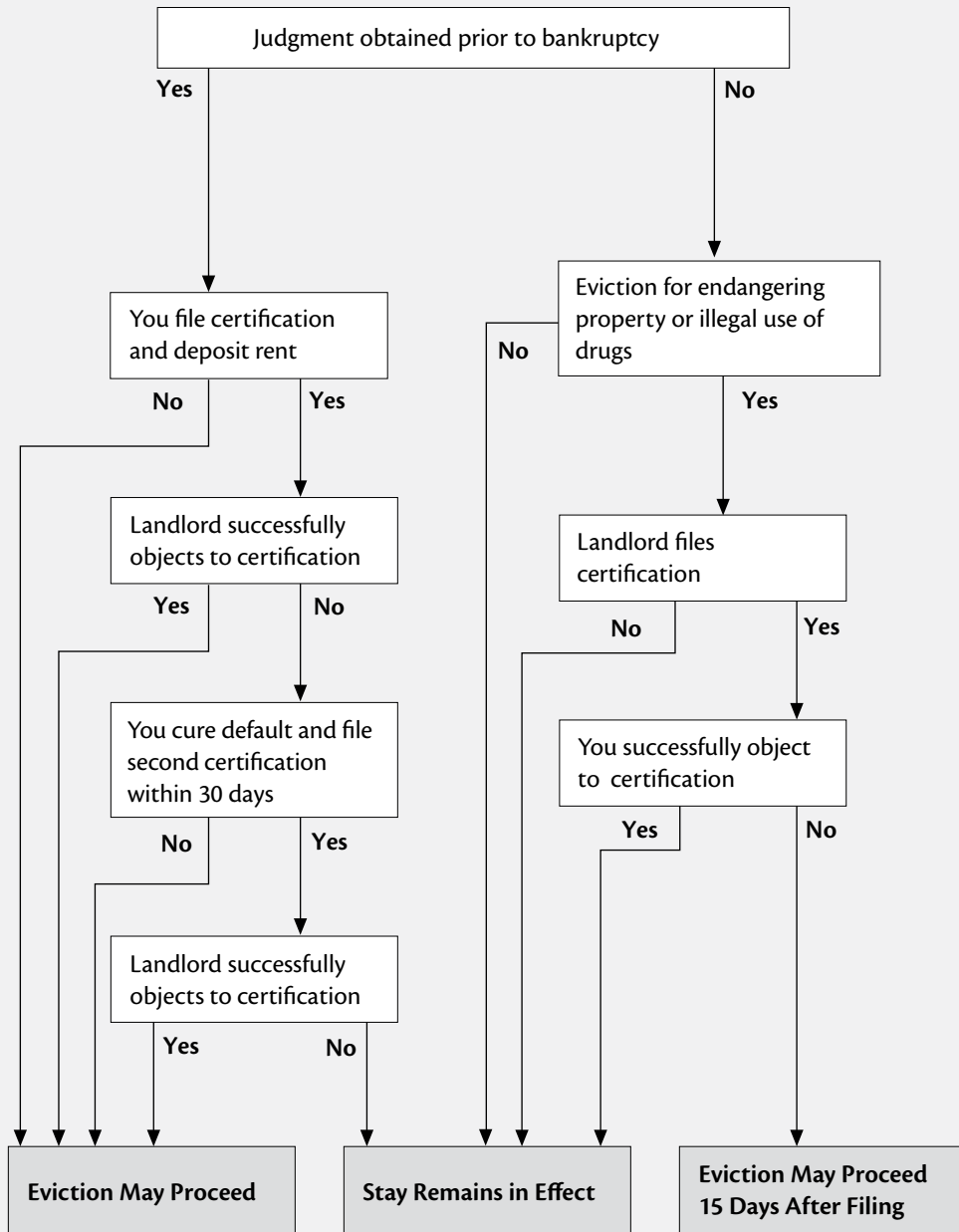
Landlords can always ask the court to lift the automatic stay to begin or continue an eviction on any grounds. Although the automatic stay will kick in unless one of these exceptions applies, the judge can lift the stay upon the landlord’s request. And many courts are willing to do so, because most evictions will have no effect on the bankruptcy estate—that is, your tenancy isn’t something that the trustee can turn into money to pay your creditors. As a general rule, bankruptcy courts are inclined to let landlords exercise their property rights regardless of the tenant’s debt problems.



RESOURCE

Need help with your landlord? For more information on dealing with landlords—including landlords that are trying to evict you—see [Every Tenant’s Legal Guide](#), by Janet Portman and Marcia Stewart (Nolo).

When the Automatic Stay Protects Against Evictions



Your Property and Bankruptcy

Property in Your Bankruptcy Estate	44
Property You Own and Possess	45
Property You Own but Don't Possess	45
Property You Have Recently Given Away.....	46
Property You Are Entitled to Receive but Don't Yet Possess When You File	47
Proceeds From Property of the Bankruptcy Estate.....	48
Certain Property Acquired Within 180 Days After You File	48
Your Share of Marital Property	49
Property That Isn't in Your Bankruptcy Estate	51
Property You Can Keep (The Exemption System)	53
How Exemptions Work.....	53
Applying Exemptions to Your Property	60
Selling Nonexempt Property Before You File	64
How to Proceed	65
Six Guidelines for Prebankruptcy Planning.....	66

This chapter explains what happens to your personal property when you file for Chapter 7 bankruptcy. First, we explain what property is subject to the reach of the bankruptcy court. Next, we cover exemptions: state and federal laws that determine what property you can keep when you file for bankruptcy. Happily, most people find that they can keep virtually all their personal property through the bankruptcy process.

If some of your property is not exempt, you may be able to exchange it for exempt items before you file or “buy it back” by paying the trustee a steeply discounted price. Below, we offer suggestions—and important cautions—if you want to try this.



CROSS-REFERENCE

More information on homes and collateral. This chapter covers personal property only, not real estate. If you own your home, Ch. 4 explains how to figure out whether you’ll be able to keep it. And, if you own personal property that serves as collateral for a debt, that property is handled a bit differently. The special rules for these debts (called “secured” debts) are explained in Ch. 5.

Property in Your Bankruptcy Estate

When you file for Chapter 7 bankruptcy, almost everything you own when you file becomes subject to the bankruptcy court’s authority. (The exceptions, listed in “Property That Isn’t in Your Bankruptcy Estate,” below, include pensions, tuition and individual education accounts, and, if you are filing alone, property you own with a spouse as tenants by the entirety.)

All property subject to the court’s jurisdiction is collectively called your “bankruptcy estate.” In addition to the property you own when you file, your estate also includes property you used to own but improperly transferred to someone else. Property you acquire after filing generally isn’t part of your estate, although exceptions apply to certain types of property you acquire within six months after filing.

Using the Information in This Chapter

This chapter will help you:

- **Decide whether bankruptcy is appropriate.** Knowing what you own and how much you can get for it will help you decide whether or not to file for Chapter 7 bankruptcy. It may be easier simply to sell off some property (especially property that you would have to give up if you filed for bankruptcy) and pay creditors directly rather than to go through bankruptcy.
- **Determine what property you can keep.** You’ll be able to keep some property no matter how much it is worth. However, your right to keep many types of property in bankruptcy often depends on the value of your ownership—that is, your equity. For instance, many states allow you to keep a car, but only if your equity is less than a certain amount (\$1,500 is a common limit). If you own considerably more equity, you will have to turn the car over to the trustee to be sold (or “buy it back” by paying the trustee the equivalent value in cash or other exempt property). If the trustee sells the car, you’ll get your exempt amount, and your creditors will get the rest.
- **Summarize information about your property before you file.** If you decide to file for bankruptcy, you’ll need to fill out forms listing what property you own, how much it’s worth, and what you claim as exempt. The work you do in this chapter can be transferred to those forms.

The trustee is very interested in your bankruptcy estate because he or she is entitled to a commission on any property that can be taken from your estate and sold to come up with some money to distribute to your unsecured creditors. Only property from which the trustee can realize a profit will be sold; you won’t lose property that is worth very little or is protected by an exemption. (As explained in “Property You Can Keep (The Exemption System),” below, most state exemptions allow you to keep your necessities, but you may have to give up one or more luxuries.)

If You Convert From Chapter 13

If you originally filed for Chapter 13 bankruptcy and convert your case to Chapter 7, your Chapter 7 bankruptcy estate consists of everything you owned when you filed for Chapter 13 (as long as you still own it when you convert to Chapter 7). In one case, a trustee required debtors who converted from Chapter 13 to Chapter 7 to hand over their clothes, \$3,660 worth of personal property, and their family dog, all of which were classified as “nonexempt” in their Chapter 13 paperwork. (*In re John*, 352 B.R. 895 (N.D. Fla. 2006).)

Property You Own and Possess

Property that you own and possess—for example, clothing, books, computers, cameras, TV, stereo system, furniture, tools, car, real estate, boat, artworks, and stock certificates—is included in your bankruptcy estate.

Property that belongs to someone else is not part of your bankruptcy estate—even if you control the property—because you don’t have the right to sell it or give it away. Here are some examples.

EXAMPLE 1: A parent establishes a trust for her child and names you as trustee to manage the money in the trust until the child’s 18th birthday. You possess and control the money, but it’s solely for the child’s benefit under the terms of the trust; you cannot use it for your own purposes. It isn’t part of your bankruptcy estate.

EXAMPLE 2: Your sister has gone to Zimbabwe for an indefinite period and has loaned you her computer system while she’s gone. Although you might have use of the equipment for years to come, you don’t own it. It isn’t part of your bankruptcy estate.

EXAMPLE 3: You are making monthly payments on a leased car. You are entitled to possess the car as long as you make the monthly payments, but you don’t own it. It is not part of your bankruptcy estate (but the lease itself is).

EXAMPLE 4: Your name appears on the title (and note) to your son’s car because he was underage when he bought it. Your son makes all the payments. While the two of you probably consider the car to “belong” to your son, the bankruptcy laws initially consider it to be yours, and you have to disclose it in your bankruptcy paperwork. You can explain that you have “bare legal title” and your son is the equitable owner, which means it shouldn’t be considered part of your bankruptcy estate. However, the court may disagree, which means your son could lose the car unless it fits within an available exemption. Courts have gone both ways on this issue; you should definitely talk to a lawyer if valuable property is at stake.

Property You Own but Don’t Possess

Any property you own is part of your bankruptcy estate, even if you don’t have physical possession of it. For instance, you may own a share of a vacation cabin in the mountains but never spend time there. Or you may own furniture or a car that someone else is using. Other examples include a deposit held by a stockbroker, stock options, contractual rights to a royalty or commission, or a security deposit held by your landlord or the utility company.

Property in a Living Trust

A revocable living trust is a popular estate planning tool in which the grantor puts property in trust to be managed by the trustee, for the benefit of one or more beneficiaries. The trust is revocable because the grantor can change his or her mind and revoke it at any time.

If you are both the grantor and the trustee of a revocable living trust, property in the trust is considered property of your estate, even though, as a technical matter, the trust “owns” the property. However, if the trust is irrevocable (that is, you can’t change your mind and dissolve the trust), property in the trust won’t be considered part of your bankruptcy estate, unless the court finds that you created the trust to shelter the property from your creditors.

Property You Have Recently Given Away

People contemplating bankruptcy are often tempted to unload their property on friends and relatives or pay favorite creditors before they file. Don't bother. Property given away or paid out in anticipation of filing for bankruptcy is still part of your bankruptcy estate—and the trustee has the legal authority to take it back. Be sure to include this property on the Personal Property Checklist, below.

Prefiling Transfers of Property

Certain types of actions you take before filing for bankruptcy have such serious consequences that, as a practical matter, they render you ineligible to file for bankruptcy for a period of time. For example, if you sell or give away property during the two-year period immediately before you file, you will have to disclose those transactions on your bankruptcy papers. The consequences can be very severe—from losing the property to having your whole case thrown out—if the trustee decides that the transfer was fraudulent.

The basic problem here is that some filers are tempted to unload their assets so the trustee won't be able to take them, sell them, and distribute the proceeds to the creditors. These transactions often take the form of selling property to a friend or relative for a nominal amount (such as a dollar), with the understanding that the friend will give back the property once the bankruptcy case is closed. Other common examples include taking one's name off a joint account, deed, or vehicle title (which is really a gift of half of the property to the other joint owner).

EXAMPLE: You want to file for Chapter 7 bankruptcy, but you are listed on a deed as the co-owner of property where a friend is living (which was necessary to allow the friend to buy the property because he has bad credit). After learning that the trustee could take and sell that property for the benefit of your unsecured creditors, you take yourself off the deed before you file for bankruptcy. Because you're unwilling to commit perjury, however, you have to list the transaction on your bankruptcy papers, and your entire bankruptcy case could go down the tubes.

Whatever form they take, prefiling gifts and sales of property for substantially less than the property is worth are frequently judged to be fraudulent transfers. This means the property can be taken—from its new owner—and sold for the benefit of the creditors, and the bankruptcy case could be dismissed. Even if you're able to convince the trustee that your intentions were good, the trustee can still require the person to whom you gave or sold the property to give it back so it can be sold. In these situations, you usually don't have an opportunity to claim that the property is exempt, so you won't even get any of the sale proceeds.

If you learn that you made a mistake like this, you may be tempted to try to undo it by, for example, getting the property back, putting your name back on the deed or title certificate, and so on. This looks even worse to the trustee: It indicates that you are trying to deceive the court. Because of this, the best way to handle prefiling transfers is simply to wait out the two-year period. For example, if you "sold" your car to a relative for a small sum, you should wait two years before filing. The bankruptcy forms require you to list all transfers made during the previous two years, so as long as the transfer didn't fall within that period, you should be fine.

People often wonder how the trustee would find out about a particular transfer. If the transferred property has a title document (as with cars, boats, and real estate), the transfer might show up in the trustee's routine search of state and local databases (for example, at the state DMV). Also, when you attend the creditors' meeting, you must affirm, under oath, that you truthfully answered the questions in your bankruptcy papers, including questions about prefiling transfers. As explained above, trustees stand to profit directly by finding property they can take and sell, and they are very skilled at picking up on any hesitancy you may show in swearing that your papers are correct. A trustee who senses trouble can follow up by questioning you under oath in a deposition-like proceeding. Most importantly, it's a bad idea to commit perjury. Period.

Often, property that people try to transfer before filing for bankruptcy would have been exempt anyway. In other words, prefiling transfers often occur simply because the debtor doesn't understand the bankruptcy laws. Had the person just kept the property and

claimed it as exempt, he or she could have held on to it and avoided a whole lot of trouble.

Paying Off a Preferred Creditor

A basic principle of bankruptcy law is that all creditors deserve to be treated fairly in comparison to each other. In many cases, fair treatment means that no one gets anything. In some cases, it means that your unsecured creditors share equally in the proceeds if the trustee takes your nonexempt property and sells it.

This principle is threatened if you pay a creditor off before you file for bankruptcy. Bankruptcy law forbids you from paying more than \$600 to any creditor who's an insider—a relative, friend, or business associate, typically—during the year before you file for bankruptcy. So, if you use your tax refund to pay back an emergency loan from your sister, brother, or mother, you have preferred that creditor over your other unsecured creditors. Bluntly put, when in bankruptcy, you are required to treat your mother and Visa equally.

If the creditor is not an insider (and most of your creditors probably aren't), the court will look at your transactions for only three months before you file for bankruptcy. If you are a business debtor—that is, a majority of your debt arises from your business activities—the court will look only at transactions that exceed \$5,475.

At least one court has found that transferring your balance from one credit card to another might be considered a preference. In that case, the debtor used her credit on one credit card to pay off her debt on another credit card. Because she made the transfer within three months of filing for bankruptcy, and she could have used the money for any purpose (in other words, she didn't have to use it to pay off her other card), the court ruled that the transfer constituted a preferential transfer. (*In re Dilworth*, 560 F.3d 562 (8th Cir. 2009).)

The consequences of violating the preference rules can be harsh. The trustee is authorized to take back the money and distribute it among your creditors. If you paid back a family member, this may cause some tension. Even if you paid back a creditor that isn't an insider, it could cause some problems. For example, if you paid back a credit card issuer so you could keep your card, that creditor will probably take your card back once it has to cough up the money.

There is one exception to the preference rule. A payment to an insider won't be considered a preference if you made the payment more than 90 days prior to your filing date and you weren't insolvent at the time. For example, if you repaid a \$3,000 loan from your mother nine months before you file, and you can show that the value of your assets was greater than your liabilities when you repaid her, the payment won't be considered a preference. This insolvency rule also applies to preferences to noninsiders. However, because insolvency is presumed during the 90-day period before you file for bankruptcy, you will most likely need to hire a lawyer if you made a recent preference payment.

Even though you can't pay a favorite creditor before you file, nothing prevents you from doing so after you file, as long as you do it with income earned after you file your case or property that isn't in your bankruptcy estate.

Property You Are Entitled to Receive but Don't Yet Possess When You File

Property to which you are legally entitled at the time you file for bankruptcy is included in your bankruptcy estate, even if you haven't actually received it yet. The most common examples are wages you have earned but have not yet been paid and tax refunds that are legally owed to you. Here are some other examples:

- Vacation or severance pay earned before you filed for bankruptcy.
- Property you've inherited, but not yet received, from someone who has died.
- Property you are entitled to receive from a trust. If you receive periodic payments from a trust but aren't entitled to the full amount of the trust yet, the full amount of the trust is considered property of your bankruptcy estate and should be listed on Worksheet B and your bankruptcy papers. Although the bankruptcy trustee may not be able to get the money (depending on the type of trust), you don't want to be accused of hiding it.
- Proceeds of an insurance policy, if the death, injury, or other event that triggers payment has occurred. For example, if you were the beneficiary of your father's life insurance policy, and your father

has died but you haven't received your money yet, that amount is part of your bankruptcy estate.

- A legal claim to monetary compensation (sometimes called a legal “cause of action”), even if the value of the claim hasn't yet been determined. For example, if you have a claim against someone for injuring you in a car accident, you must include this potential source of money in your bankruptcy papers, even if the amount you will receive (if any) has not yet been determined in a lawsuit, settlement agreement, or insurance claim. If you don't list a legal claim in your bankruptcy petition, you may lose the right to make it in a lawsuit after your bankruptcy. Under a legal principal known as judicial estoppel, failing to raise a legal claim in one judicial proceeding prevents you from raising it in a later proceeding. For example, if you file for bankruptcy to prevent a foreclosure sale of your home but fail to list a cause of action for predatory lending (assuming your loan was a predatory loan, which many are), you may not be allowed to sue the mortgage broker and its assignees for predatory lending after your bankruptcy is completed. (See, for example, *In re Lopez*, 283 B.R. 22 (9th Cir. BAP 2002).)
- Accounts receivable (money you are owed for goods or services you've provided). Even if you don't think you'll be paid, that money is considered part of your bankruptcy estate. It's the trustee's job to go after the money; leaving it off the bankruptcy forms can get you into trouble.
- Money earned (but not yet received) from property in your bankruptcy estate. This includes, for example, rent from commercial or residential real estate, royalties from copyrights or patents, and dividends earned on stocks.

Proceeds From Property of the Bankruptcy Estate

If property in your bankruptcy estate earns income or otherwise produces money after you file for bankruptcy, this money is also part of your bankruptcy estate. For example, suppose a contract to receive royalties for a book you have written is part of your bankruptcy estate. Any royalties you earn under this contract after

you file for bankruptcy are also property of the estate. The one exception to this rule is money you earn from providing personal services after filing for bankruptcy, which isn't part of your bankruptcy estate. Continuing our example, work on a new edition of the book after you file for bankruptcy would be considered personal services. The royalties you earn for that new work would not be part of your bankruptcy estate.

Another example of money that ends up in your bankruptcy estate (and thus is not yours to keep) are proceeds from what's called a “contingent future interest.” This bit of legalese refers to money that you will receive if certain things happen in the future. The mere possibility that you will receive property after filing for bankruptcy is enough to put that property in your bankruptcy estate once you do file. For example, in one case an employee had the right to participate in a profit-sharing plan, but only if he was still employed by the company at the end of the year. He filed for bankruptcy before the end of the year, but remained employed and received a hefty check, which the trustee claimed belonged to the bankruptcy estate, at least in part. The court ruled that the debtor's interest in the profit sharing plan was a “contingent future interest” (contingent on whether the debtor remained employed), and that the check based on that interest belonged in the bankruptcy estate even though the debtor didn't receive it until after the filing date. (*In re Edwards*, 273 B.R. 527 (E.D. Mich. 2000).)

Certain Property Acquired Within 180 Days After You File

Most property you acquire—or become entitled to acquire—after you file for bankruptcy isn't included in your bankruptcy estate. But there are exceptions. If you acquire (or become entitled to acquire) certain items within 180 days after you file, you must report them to the bankruptcy court—and the bankruptcy trustee may take them. (11 U.S.C. § 541(a)(5).)

The 180-day rule applies to:

- property you inherit during the 180-day period (some courts have held that property that passes to you as a beneficiary of a revocable living trust is not part of your bankruptcy estate; see, for example, *In re Mattern*, 55 Collier Bankr. Cas. 2d

Are Stock Options Part of Your Bankruptcy Estate?

If you own stock options, you have the right to purchase stock at the price that was assigned when the stock options were granted. Most of the time, you have to wait for a while after you get the options before being able to buy the stock (stock options “vest” when that waiting period is up). Making such a purchase is called “exercising your stock options.” Whether stock options are part of your bankruptcy estate depends on when you received them and when they vest.

As a general rule, stock options that you own when you file for bankruptcy are part of your bankruptcy estate. In addition, any stock you purchase by exercising your stock options is also part of the estate, even if you exercise those options after you file for bankruptcy. Courts treat these stock purchases as proceeds earned on property of the estate.

Sometimes, your stock options do not vest (that is, you cannot exercise them) until you have been with your company for a certain period of time. In that case, your bankruptcy estate will include only those stock options that have already vested on the date you file for bankruptcy.

To calculate the value of your stock options, multiply the number of vested stock options you own by the difference between your option price and the fair market value of the stock. (Value of options = [number of vested stock options] × [fair market value – option price].) Even if the value of your options is very uncertain, they are still part of your bankruptcy estate and the trustee will take them if they are marketable.

1677 (D. Kan. 2006) and *In re Roth*, 289 B.R. 161 (D. Kan. 2003))

- property (not including alimony) from a property settlement agreement or divorce decree that goes into effect during the 180-day period, and
- death benefits or life insurance policy proceeds that become owed to you during the 180-day period.

You must report these items on a supplemental form, even if your bankruptcy case is over. You can find instructions for filing the supplemental form in Ch. 8.

If you convert from Chapter 7 to Chapter 13, the 180-day period runs from the date you originally filed for Chapter 7, not from the date you converted to Chapter 13. (*In re Carter*, 260 B.R. 130 (W.D. Tenn. 2001).)

Your Share of Marital Property

How much of your marital property—the property you and your spouse own together—is included in your bankruptcy estate depends on two factors: (1) whether you file jointly or alone, and (2) the laws of your state regarding marital property.

If you file jointly, all marital property that fits into one of the categories listed above belongs to your bankruptcy estate.

However, if you are married and you file for bankruptcy alone, some marital property may not be part of your bankruptcy estate. Whether property is part of the estate depends on whether you live in a community property, tenancy by the entirety, or common law property state.

Community Property States

These are the community property states: Alaska (if the spouses sign a written agreement to treat the property as community property), Arizona, California, Idaho, Louisiana, Nevada, New Mexico, Texas, Washington, and Wisconsin.

In these states, the general rule is that all property either spouse earns or receives during the marriage is community property and is owned jointly by both spouses. Exceptions are gifts and inheritances received by only one spouse, and property owned by one spouse before the marriage or acquired after permanent separation—these are the separate property of the spouse who acquired or received them.

If you are married, live in a community property state, and file for bankruptcy, all the community property you and your spouse own is considered part of your bankruptcy estate, even if your spouse doesn't file. This is true even if the community property might not be divided 50-50 if you were to divorce.

EXAMPLE: Paul and Sonya live in California, a community property state. Sonya contributed \$20,000 of her separate property toward the

purchase of their house. All the rest of the money used to pay for the house is from community funds, and the house is considered community property. If Paul and Sonya were to divorce and split the house proceeds, Sonya would be entitled to \$20,000 more than Paul as reimbursement for her down payment. But they aren't divorced, and Paul files for bankruptcy without Sonya. Their house is worth \$250,000. Paul must list that entire value on his bankruptcy papers—that is, he can't subtract the \$20,000 Sonya would be entitled to if they divorced.

The separate property of the spouse filing for bankruptcy is also part of the bankruptcy estate. But the separate property of the spouse *not* filing for bankruptcy is not part of the bankruptcy estate.

EXAMPLE: Paul owns a twin-engine Cessna as his separate property (he owned it before he married Sonya). Sonya came to the marriage owning a grand piano. Because only Paul is filing for bankruptcy, Paul's aircraft will be part of his bankruptcy estate, but Sonya's piano won't be.

You may need to do some research into your state's property laws to make sure you understand which of your property is separate and which is community. See Ch. 10 for tips on legal research.

Tenancy by the Entirety States

States that recognize some form of tenancy by the entirety for married couples are Delaware, District of Columbia, Florida, Hawaii, Illinois, Indiana, Maryland, Massachusetts, Michigan, Missouri, North Carolina, Ohio, Pennsylvania, Rhode Island, Tennessee, Vermont, Virginia, and Wyoming.

Real estate (and personal property, in some states) a couple owns as tenants by the entirety belongs to the marriage, rather than to one spouse or the other. If both spouses file for bankruptcy, property held in tenancy by the entirety is property of the bankruptcy estate. If only one spouse files for bankruptcy, this property is not part of the bankruptcy estate and is generally exempt from claims for which only one spouse is liable. Because the property belongs to the marriage, one spouse cannot give it away or encumber

it with debts on his or her own. The property is not exempt from debts the couple takes on jointly, however. We discuss this further in Ch. 4.

Common Law Property States

If your state is not listed above as a community property or tenancy by the entirety state, it is a "common law" property state. When only one spouse files for bankruptcy in a common law property state, all of that spouse's separate property plus half of the couple's jointly owned property go into the filing spouse's bankruptcy estate.

The general rules of property ownership in common law states are:

- Property that has only one spouse's name on a title certificate (such as a car, a house, or stocks), is that spouse's separate property, even if it was bought with joint funds.
- Property that was purchased or received as a gift or inheritance by both for the use of both spouses is jointly owned, unless title is held in only one spouse's name (which means it belongs to that spouse separately, even if both spouses use it).
- Property that one spouse buys with separate funds or receives as a gift or inheritance for that spouse's separate use is that spouse's separate property (unless, again, a title certificate shows differently).

Same-Sex Couples and Domestic Partners

If you are in a relationship with someone of the same sex, you may be wondering whether you can file for bankruptcy together with your partner—and what effect bankruptcy will have on property you own together. Many issues involving same-sex marriage and domestic partnerships are still up in the air, and, because same-sex marriage has only recently become possible, it isn't clear how things will shake out.

If you and your partner have married (currently allowed in Massachusetts, Iowa, Vermont, Connecticut, New Hampshire, and Maine) or registered as domestic partners in a state that offers registered partners some of the benefits of marriage, you might be considering a joint bankruptcy filing. Thus far, however, such efforts have not been successful, primarily because federal law does not recognize same-sex marriage and allows states to disregard such marriages performed in other

states. This law, known as the Defense of Marriage Act (DOMA), also defines marriage, for purposes of federal law, as a union between a man and a woman. The DOMA has led at least one court to deny a lesbian couple who had married in Canada the right to file jointly for bankruptcy.

There is even less certainty as to how state exemptions and property ownership laws will be applied to same-sex couples who are married or registered as civil or domestic partners. For example, a New Jersey Tax Court allowed a disabled veteran's claim that the home he owned with his male partner was exempt from taxes, because the men had registered as domestic partners in New Jersey and owned the home in tenancy by the entirety—a form of property ownership previously reserved to married couples.

This uncertainty extends only to couples that have married or registered, however. If you and your partner are neither married nor registered in a state that gives partners marriage-like benefits, any property you own together will be treated like property owned with any other person: The share that you own will be part of the bankruptcy estate, and will be subject to the court's jurisdiction. Your partner will be treated as a codebtor

on any debts you owe jointly. But your partner will not be part of your bankruptcy case.

If you and your partner or spouse are considering filing jointly or have concerns about the treatment of your debts and property in bankruptcy, you should consult with a bankruptcy attorney who is familiar with legal issues facing same-sex couples.

Property That Isn't in Your Bankruptcy Estate

Property that is not in your bankruptcy estate is not subject to the bankruptcy court's jurisdiction, which means that the bankruptcy trustee can't take it to pay your creditors under any circumstances.

The most common examples of property that doesn't fall within your bankruptcy estate are:

- property you buy or receive after your filing date (with the few exceptions described in "Certain Property Acquired Within 180 Days After You File," above)
- pensions and retirement plans
- tax-deferred education funds
- property pledged as collateral for a loan, if a licensed lender (pawnbroker) retains possession of the collateral
- property in your possession that belongs to someone else (for instance, property you are storing for someone)
- wages that are withheld, and employer contributions that are made, for employee benefit and health insurance plans, and
- child support arrearages owed to the debtor, because the parent is entitled to the funds only in his or her capacity as trustee for the child. (*In re Perry*, No. 06-50237 (Bkrcty. D. South Dakota 2009).)

Separate but Equal Can Be Helpful in Bankruptcy

Believe it or not, the federal bankruptcy system's discrimination against same-sex couples can also be an advantage. An obvious example of this is the exemption system. In many states, married couples are not allowed to double exemptions, whether they file together or separately. And in community property states, all the community property is part of the bankruptcy estate even if only one spouse files. These problems disappear for unmarried couples. Because unmarried partners must file separately, each partner can claim the full amount of the exemption and one partner can file for bankruptcy without worrying that his or her partner's property will be considered part of the bankruptcy estate. The downside—beyond being prohibited from classifying your relationship as you wish—is having to pay a separate filing fee (and extra attorney fees if you are using an attorney rather than representing yourself).



TIP

Retirement accounts are exempt, no matter which exemptions you use. When it passed the new bankruptcy law in 2005, Congress created a broad exemption for all types of tax-exempt retirement accounts, including 401(k)s, 403(b)s, profit-sharing and money purchase plans, IRAs (including Roth, SEP, and SIMPLE IRAs), and defined-

If You Are Named on Someone Else's Bank Account

It's common for older parents to put their son or daughter's name on the parent's bank account. This allows the child to write checks and otherwise manage the account if the parent becomes unable to do so; it also means the account goes straight to the child when the parent dies, outside of probate or other inheritance procedures.

If you are named on someone else's account and file for bankruptcy, however, that account could be considered property of your bankruptcy estate, subject to being taken by the trustee for the benefit of your unsecured creditors. Of course, it's not really your money while your parent is living, but if the trustee thinks you are free to withdraw the money and use it for your own purposes (as lowdown as that would be), the trustee may consider at least some of it to be part of your bankruptcy estate.

In these situations it's important to tell the trustee, up front, that it really isn't your money to use as you wish. That would be a breach of your fiduciary duty toward the account holder, and possibly elder abuse. To make sure that the trustee understands why you are named on the account, you should declare the account on your property schedule (Schedule B) but explain that it really isn't yours. You also can explain that it would be a breach of your duty of trust (fiduciary duty) toward the main account holder for you to use the money for any purpose other than his or her welfare. You should identify the account and explain why you are named on it in Question 14 on the Statement of Financial Affairs. Finally, you would be well advised to gather documents showing that the sources of the money in the account clearly belong to the main account owner. (See Ch. 6 for more on these paperwork requirements.)

If you are able to exempt the account on your bankruptcy Schedule C, you can just list it on Schedule B as your own property and avoid any argument over who owns it. For example, suppose your mother has put your name on her savings account, which has a balance of \$4,000. If the exemption system you are using in your bankruptcy protects that amount of money, you could list the account on your personal property schedule (Schedule B) and claim the full amount as exempt on your Schedule C. You won't have to argue over who owns the money; either way, the trustee can't take it.

To avoid all this trouble, you may be tempted to remove your name from the account before you file bankruptcy. Don't do it. Removing your name makes it look like you are trying to hide the whole issue from the bankruptcy court (which you are). The trustee might well convince the court to dismiss your bankruptcy altogether, on the ground that you committed fraud on the court. You're better off leaving your name on the account and explaining the situation to the trustee. If there is significant money in the account, consider consulting with a lawyer about the best way to handle the situation in your paperwork. Incidentally, if you are thinking that the trustee won't find out about the account if you don't list it, don't go there. They have their ways.

Note: If you are listed as a custodian or a trustee of the account funds for a minor under the Uniform Transfers to Minors Act, you don't have to worry about the bankruptcy trustee taking the funds. The law is clear that those funds belong to the minor, not to you in your fiduciary capacity as a custodian or trustee.

benefit plans. These exemptions are unlimited—that is, the entire account is exempt, regardless of how much money is in it—except in the case of traditional and Roth IRAs. For these types of IRAs only, the exemption is limited to a total value of \$1,095,000 per person (this figure will be adjusted every three years for inflation). These accounts are exempt regardless of whether you use the federal or a state exemption system.

Under the 2005 bankruptcy law, funds placed in a qualified tuition program or Coverdell education savings account are also not part of your bankruptcy estate, as long as:

- you deposit the funds into the account at least one year before filing for bankruptcy, and
- the beneficiary of the account is your child, stepchild, grandchild, step-grandchild, or in some cases, foster child.

Funds placed in the account more than two years before you file are excluded from the bankruptcy estate without limit. However, you can exclude only \$5,475 of the contributions you make between one and two years before filing. And contributions made within the year before filing are not excluded at all.

**CAUTION****Experts disagree over how to interpret this**

provision. Some believe that, although the statute appears to exclude all contributions made more than two years before filing, the total exclusion for educational accounts and tuition program will be capped at \$5,475, regardless of when the funds were deposited. Talk to a bankruptcy lawyer if you need more information on this issue.

Property You Can Keep (The Exemption System)

Your property is everything you own. If you own your own home (or you have any ownership interest in land or buildings of any kind), you are the proud owner of what is called “real property.” If you don’t own any real estate, everything you own is considered personal property.

When filing for Chapter 7 bankruptcy, you may be able to keep your home. (See Ch. 4 for more information.) However, you will probably have to give up any other real estate in which you have equity, which will be sold for the benefit of your creditors. You will also be able to keep some or all of your personal property. How much you get to keep will depend on whether the property is considered exempt under the state exemption system available to you (or under the federal exemption statute, if the state where you file allows you to choose between the federal and state exemptions).

This section describes how exemptions work and how to figure out which exemptions you can use. Once you know which exemptions are available to you, you can start applying those exemptions to your personal property to figure out which items you’ll be able to keep. To help you keep track, we’ve included a Personal Property Checklist, which you can use to take an inventory of your property. Then, using the Property Exemption Worksheet, you’ll be able to figure out, item by item, whether you’ll be able to hang on to your property.

How Exemptions Work

Figuring out exactly what property you’re legally entitled to keep if you file for bankruptcy takes some work, but it’s very important. It’s your responsibility—and to your benefit—to claim all exemptions to which

you’re entitled. If you don’t claim property as exempt, you could lose it unnecessarily to your creditors.

Exempt property is the property you can keep during and after bankruptcy. Nonexempt property is the property that the bankruptcy trustee is entitled to take and sell to pay your creditors. Therefore, the more you can claim as exempt, the better off you are.

Each state’s legislature produces a set of exemptions for use by people who are residents of that state. Sixteen states (and the District of Columbia) allow debtors to choose between their state’s exemptions or another set of exemptions created by Congress (called federal bankruptcy exemptions). States that currently allow debtors this choice are Arkansas, Connecticut, Hawaii, Kentucky, Massachusetts, Michigan, Minnesota, New Hampshire, New Jersey, New Mexico, Pennsylvania, Rhode Island, Texas, Vermont, Washington, and Wisconsin. You have to choose one system or the other—you can’t mix and match some exemptions from one and some from the other. However, if you use one system when you first file your petition and later on decide that the other system would work better for you, you can amend Schedule C—the form where you list your exemption claims—to change systems.

California has adopted its own unique exemption system. Although California doesn’t allow debtors to use the federal exemptions, California offers two sets of state exemptions. With a few important exceptions, the alternative California exemptions are the same as the federal exemptions. As in the 16 states that have the federal bankruptcy exemptions, people filing for bankruptcy in California must choose one or the other set of state exemptions.

**TIP****You might be able to keep your nonexempt**

property. You may not have to surrender a specific item of nonexempt property if you have the cash to buy it back from the trustee, who will often accept less than its replacement value to avoid having to collect, store, and sell the property at an auction (probably, for less than its full value). Instead of cash, the trustee may be willing to accept exempt property of roughly equal value instead. Also, the trustee might reject or abandon the item if it would be too costly or cumbersome to sell. In that case, you also get to keep it. So when we say that you have to give up property, remember that you still might be able to keep it, depending on the circumstances.

Types of Exemptions

Both state and federal exemptions come in several basic flavors.

Exemptions to a Limited Amount

Some exemptions protect the value of your ownership in a particular item only up to a set dollar limit. For instance, the New Mexico state exemptions allow you to keep \$4,000 of equity in a motor vehicle. If you were filing for Chapter 7 bankruptcy in that state and using the state exemption list, you could keep your car if it was worth \$4,000 or less. You could also keep the car if selling it would not raise enough money to pay what you still owe on it and give you the full value of your \$4,000 exemption. For example, if you own a car worth \$20,000 but still owe \$16,000 on it, selling it would raise \$16,000 for the lender and \$4,000 for you (thanks to the exemption). The trustee wouldn't take the car because there would be nothing left over to pay your other creditors. Instead, you would be allowed to keep it as long as you are—and remain—current on your payments.

However, if your equity in the car significantly exceeded the \$4,000 exemption, the trustee might sell the car to raise money for your other creditors. To continue our example, let's say you owe only \$10,000 on that \$20,000 car. Selling the car would pay off the lender in full, pay your \$4,000 exemption, and leave a portion of the remaining \$6,000 (after the costs of sale are deducted) to be distributed to your other creditors. In this scenario, you are entitled to the full value of your exemption—\$4,000—but not to the car itself.

Exemptions Without Regard to Value

Another type of exemption allows you to keep specified property items regardless of their value. For instance, the Utah state exemptions allow you to keep a refrigerator, freezer, microwave, stove, sewing machine, and carpets with no limit on their value. For comparison purposes, another Utah state exemption places a \$500 limit on “sofas, chairs, and related furnishings.” Go figure.

Wildcard Exemptions

Some states (and the federal exemption list) also provide a general-purpose exemption, called a wildcard exemption. This exemption gives you a dollar amount that you can apply to any type of property. If you play poker, you undoubtedly have played a game where a particular card is designated a wildcard, which means you can use it as a queen of diamonds, a two of spades, or any other card you want to make the most of the other cards in your hand. The same principle applies here. For example, suppose you own a \$3,000 boat in a state that doesn't exempt boats but does have a wildcard of \$5,000. You can take \$3,000 of the wildcard and apply it to the boat, which means the boat will now be considered exempt. And if you have other nonexempt property, you can apply the remaining \$2,000 to that property.

You can also use a wildcard exemption to increase an existing exemption. For example, if you have \$5,000 worth of equity in your car but your state only allows you to exempt \$1,500 of its value, you will likely lose the car. However, if your state has a \$5,000 wildcard exemption, you could use the \$1,500 motor vehicle exemption and \$3,500 of the wildcard exemption to exempt your car entirely. And you'd still have \$1,500 of the wildcard exemption to use on other nonexempt property.

Why State Exemptions Vary So Much

Each state's exemptions are unique. The property you can keep, therefore, varies considerably from state to state. Why the differences? State exemptions are used not only for bankruptcy purposes but also to shelter property that otherwise could be taken by creditors who have obtained court judgments. The exemptions reflect the attitudes of state legislators about how much property, and which property, a debtor should be forced to part with when a victorious creditor collects on a judgment. These attitudes are rooted in local values and concerns. But in many cases there is another reason why state exemptions differ. Some state legislatures have raised exemption levels in recent times, while other states last looked at their exemptions many decades ago. In states that don't reconsider their exemptions very often, you can expect to find lower dollar amounts.

New Domicile Requirements for Using State Exemptions

Prior to the 2005 bankruptcy law revisions, filers used the exemptions of the state where they resided when they filed for bankruptcy. Under the revised rules, however, some filers have to use the exemptions of the state where they *used* to reside. Congress was concerned about people gaming the system by moving to states with generous exemptions just to file for bankruptcy. As a result, it passed domicile requirements filers have to meet before they can use a state's exemption system. (As explained in Ch. 1, your domicile is where you make your permanent home—where you get mail, vote, pay taxes, and so on—even if you are temporarily living elsewhere due to work or military service.)

Here are the rules that govern which state's exemptions you must use:

- If you have made your domicile in your current state for at least two years, you can use that state's exemptions.
- If you have had your domicile in your current state for more than 91 days but less than two years, you must use the exemptions of the state where you were domiciled for the better part of the 180-day period immediately prior to the two-year period preceding your filing.
- If you have had your domicile in your current state for fewer than 91 days, you can either file in the state where you lived immediately before (as long as you lived there for at least 91 days) or wait until you have logged 91 days in your new home and file in your current state. Once you figure out where you can file, you'll need to use whatever exemptions are available to you according to the rules set out above.
- If the state you are filing in offers a choice between the state and federal bankruptcy exemptions, you can use the federal exemption list regardless of how long you've been living in the state.
- If these rules deprive you of the right to use *any* state's exemptions, you can use the federal exemption list, even if it isn't otherwise available in the state where you file. For example, some states allow their exemptions to be used only by current state residents, which might leave

former residents who haven't lived in their new home state for at least two years without any available state exemptions. (See, for example, *In re Underwood*, 342 B.R. 358 (N.D. Fla. 2006); *In re Crandall*, 346 B.R. 220 (M.D. Fla. 2006); and *In re West*, 352 B.R. 905 (M.D. Fla. 2006).) If you have recently returned to the U.S. after being domiciled in another country, and no state exemption system is available to you under these rules, you are also entitled to use the federal exemptions.

A longer domicile requirement applies to homestead exemptions: If you acquired a home in your current state within the 40 months before you file for bankruptcy (and you didn't purchase it with the proceeds from selling another home in that state), your homestead exemption will be subject to a cap of \$136,875, even if the state homestead exemption available to you is larger. For detailed information on homestead exemptions, see Ch. 4.

EXAMPLE 1: Sammie Jo lives in South Carolina from July 2008 until January 2010, when she gets lucky at a casino, moves to Texas, and buys a car for \$15,000. In March 2011, Sammie Jo files for bankruptcy in Texas. Her car is now worth \$14,000. Because Sammie Jo has been living in Texas for only 14 months—not two years—she can't use the Texas exemption for cars, which can be up to \$30,000, depending on the value of other personal property a filer claims as exempt. Because Sammie Jo filed in March 2011, she must use the exemptions of the state where she lived for most of the nine-month period ending two years before she filed, or March 2009. Sammie Jo lived in South Carolina for the six months prior to March 2009, so she must use the South Carolina exemptions. As it turns out, the South Carolina exemption for cars is only \$5,000, which means that Sammie Jo will probably lose her car if she uses the South Carolina exemptions.

As it turns out, however, Texas gives filers the option of using either its state exemptions or the federal bankruptcy exemptions. Under the new law, the rules of the state where a person files determine whether the federal exemptions are available, even if that person has not lived in the state long enough to use its *state* exemptions.

This means that Sammie Jo can use the federal exemptions instead of the South Carolina state exemptions. Under the federal exemptions, Sammie Jo is entitled to exempt a motor vehicle worth up to \$3,225—still not enough to cover her car. But wait: The federal exemptions also provide a wildcard of \$1,075, plus \$10,125 of unused homestead exemption. Sammie Jo doesn't own her home, so she can add the entire wildcard of \$11,200 to her \$3,225 vehicle exemption, for a total exemption of \$14,425 she can apply to her car.

EXAMPLE 2: Julia lived in North Dakota for many years, until she moved to Florida on January 15, 2010. She files for bankruptcy in Florida on November 30, 2011. Because she has lived in Florida for slightly less than two years when she files, she must use the exemptions from the state where she lived for the better part of the 180-day period that ended two years before she filed—which is North Dakota. As it turns out, Julia's most valuable possession is a prepaid medical savings account with \$20,000 in it. While the account would be exempt under Florida law, North Dakota has no exemption for this type of property. Nor are the federal exemptions available in Florida. So the trustee will probably seize the medical savings account and use the money in it to pay Julia's creditors. Had Julia waited another month and a half to file, she would have been able to use Florida's exemptions and keep her medical savings account.

Think Creatively About Exemptions

"Tools of the trade" is a common exemption category. The term used to mean hand tools, but now it refers more broadly to the things you need in order to do the job you rely on for support. Here are some examples of property that could be considered tools of the trade in various fields:

- art camera, scanner (artist)
- car, truck, or van that is used for more than just commuting (sales manager, insurance adjuster, physician, firewood salesperson, traveling salesperson, real estate salesperson, mechanic)
- cream separator, dairy cows, animal feed (farmer)
- drills, saws (carpenter)
- electric motor, lathe (mechanic)
- guitar, acoustic amplifier, coronet, violin and bow, organ, speaker cabinet (musician)
- hair dye, shampoo, cash register, furniture, dryer, fan, curler, magazine rack (barber, beauty parlor operator)
- oven, mixer (baker)
- personal computer, printer (insurance salesperson, lawyer, accountant)
- photographic lens (photographer)
- power chain saw (firewood salesperson)
- sewing machine (tailor)
- truck (logger, tire retreader, truck driver, farmer, electrician).

Review the tools of the trade exemption rules available to you carefully—you may be pleasantly surprised by what you can keep.

Personal Property Checklist

Cash on hand (include sources)

- ☐ In your home
- ☐ In your wallet
- ☐ Under your mattress

Deposits of money (include sources)

- ☐ Bank account
- ☐ Brokerage account (with stockbroker)
- ☐ Certificates of deposit (CDs)
- ☐ Credit union deposit
- ☐ Escrow account
- ☐ Money market account
- ☐ Money in a safe deposit box
- ☐ Savings and loan deposit

Security deposits

- ☐ Electric
- ☐ Gas
- ☐ Heating oil
- ☐ Security deposit on a rental unit
- ☐ Prepaid rent
- ☐ Rented furniture or equipment
- ☐ Telephone
- ☐ Water

Household goods, supplies, and furnishings

- ☐ Antiques
- ☐ Appliances
- ☐ Carpentry tools
- ☐ China and crystal
- ☐ Clocks
- ☐ Dishes
- ☐ Food (total value)
- ☐ Furniture (list every item; go from room to room so you don't miss anything)
- ☐ Gardening tools
- ☐ Home computer (for personal use)
- ☐ Iron and ironing board
- ☐ Lamps
- ☐ Lawn mower or tractor

- ☐ Microwave oven
- ☐ Patio or outdoor furniture
- ☐ Radios
- ☐ Rugs
- ☐ Sewing machine
- ☐ Silverware and utensils
- ☐ Small appliances
- ☐ Snow blower
- ☐ Stereo system
- ☐ Telephone and answering machines
- ☐ Televisions
- ☐ Vacuum cleaner
- ☐ Video equipment (VCR, camcorder)

Books, pictures, and other art objects; stamp, coin, and other collections

- ☐ Art prints
- ☐ Bibles
- ☐ Books
- ☐ Coins
- ☐ Collectibles (such as political buttons, baseball cards)
- ☐ Family portraits
- ☐ Figurines
- ☐ Original artworks
- ☐ Photographs
- ☐ Records, CDs, audiotapes
- ☐ Stamps
- ☐ Videotapes

Apparel

- ☐ Clothing
- ☐ Furs

Jewelry

- ☐ Engagement and wedding rings
- ☐ Gems
- ☐ Precious metals
- ☐ Watches

Firearms, sports equipment, and other hobby equipment

- ☐ Board games
- ☐ Bicycle
- ☐ Camera equipment
- ☐ Electronic musical equipment
- ☐ Exercise machine
- ☐ Fishing gear
- ☐ Guns (rifles, pistols, shotguns, muskets)
- ☐ Model or remote-controlled cars or planes
- ☐ Musical instruments
- ☐ Scuba diving equipment
- ☐ Ski equipment
- ☐ Other sports equipment
- ☐ Other weapons (swords and knives)

Interests in insurance policies

- ☐ Credit insurance
- ☐ Disability insurance
- ☐ Health insurance
- ☐ Homeowners' or renters' insurance
- ☐ Term life insurance
- ☐ Whole life insurance

Annuities

Pension or profit-sharing plans

- ☐ IRA
- ☐ Keogh
- ☐ Pension or retirement plan
- ☐ 401(k) plan

Stock and interests in incorporated and unincorporated companies

Interests in partnerships

- ☐ Limited partnership interest
- ☐ General partnership interest

Government and corporate bonds and other investment instruments

- ☐ Corporate bonds
- ☐ Municipal bonds
- ☐ Promissory notes
- ☐ U.S. savings bonds

Accounts receivable

- ☐ Accounts receivable from business
- ☐ Commissions already earned

Family support

- ☐ Alimony (spousal support, maintenance) due under court order
- ☐ Child support payments due under court order
- ☐ Payments due under divorce property settlement

Other debts for which the amount owed you is known and definite

- ☐ Disability benefits due
- ☐ Disability insurance due
- ☐ Judgments obtained against third parties you haven't yet collected
- ☐ Sick pay earned
- ☐ Social Security benefits due
- ☐ Tax refund due under returns already filed
- ☐ Vacation pay earned
- ☐ Wages due
- ☐ Workers' compensation due

Any special powers that you or another person can exercise for your benefit, other than those listed under "real estate"

- ☐ A right to receive, at some future time, cash, stock, or other personal property placed in an irrevocable trust
- ☐ Current payments of interest or principal from a trust
- ☐ General power of appointment over personal property

An interest in property due to another person's death

- ☐ Any interest as the beneficiary of a living trust, if the trustor has died
- ☐ Expected proceeds from a life insurance policy where the insured has died
- ☐ Inheritance from an existing estate in probate (the owner has died and the court is overseeing the distribution of the property), even if the final amount is not yet known
- ☐ Inheritance under a will that is contingent on one or more events occurring, but only if the owner has died

All other contingent claims and claims where the amount owed you is not known, including tax refunds, counter-claims, and rights to setoff claims (claims you think you have against a person, government, or corporation, but you haven't yet sued on)

- ☐ Claims against a corporation, government entity, or individual
- ☐ Potential tax refund on a return that is not yet filed

Patents, copyrights, and other intellectual property

- ☐ Copyrights
- ☐ Patents
- ☐ Trade secrets
- ☐ Trademarks
- ☐ Trade names

Licenses, franchises, and other general intangibles

- ☐ Building permits
- ☐ Cooperative association holdings
- ☐ Exclusive licenses
- ☐ Liquor licenses
- ☐ Nonexclusive licenses
- ☐ Patent licenses
- ☐ Professional licenses

Automobiles and other vehicles

- ☐ Car
- ☐ Minibike or motor scooter
- ☐ Mobile or motor home if on wheels
- ☐ Motorcycle
- ☐ Recreational vehicle (RV)
- ☐ Trailer
- ☐ Truck
- ☐ Van

Boats, motors, and accessories

- ☐ Boat (canoe, kayak, rowboat, shell, sailboat, pontoon, yacht)
- ☐ Boat radar, radio, or telephone
- ☐ Outboard motor

Aircraft and accessories

- ☐ Aircraft
- ☐ Aircraft radar, radio, and other accessories

Office equipment, furnishings, and supplies

- ☐ Artwork in your office
- ☐ Computers, software, modems, printers
- ☐ Copier
- ☐ Fax machine
- ☐ Furniture
- ☐ Rugs
- ☐ Supplies
- ☐ Telephones
- ☐ Typewriters

Machinery, fixtures, equipment, and supplies used in business

- ☐ Military uniforms and accoutrements
- ☐ Tools of your trade

Business inventory

Livestock, poultry, and other animals

- ☐ Birds
- ☐ Cats
- ☐ Dogs
- ☐ Fish and aquarium equipment
- ☐ Horses
- ☐ Other pets
- ☐ Livestock and poultry

Crops—growing or harvested

Farming equipment and implements

Farm supplies, chemicals, and feed

Other personal property of any kind not already listed

- ☐ Church pew
- ☐ Health aids (such as a wheelchair or crutches)
- ☐ Hot tub or portable spa
- ☐ Season tickets

If You Are Married and Filing Jointly

If the federal bankruptcy exemptions are available in the state where you file and you decide to use them, you may double all of the exemptions if you are married and filing jointly. (See Ch. 6 for more on whether to file jointly.) This means that you and your spouse can each claim the full amount of each federal exemption (but joint filers must use one exemption system or the other; they can't use different systems).

If you decide to use your state's exemptions, you may be able to double some exemptions but not others. For instance, in the California exemption System 1 list, the \$2,550 limit for motor vehicles may not be doubled, but the \$6,750 limit on tools of the trade may be doubled in some circumstances. In order for you to double an exemption for a single piece of property, title to the property must be in both of your names. In Appendix A, we've noted whether a court or state legislature has expressly allowed or prohibited doubling. If the chart doesn't say one way or the other, it is probably safe to double. However, keep in mind that this area of the law changes rapidly—legislation or court decisions issued after the publication date of this book will not be reflected in the chart. (See Ch. 10 for information on doing your own legal research; you can find the latest exemption laws at www.legalconsumer.com.)

Applying Exemptions to Your Property

The Personal Property Checklist and Property Exemption Worksheet will help you figure out what personal property you own and whether you will get to keep it if

you file for bankruptcy. You also can use this information to complete the official forms that accompany your bankruptcy petition, if you later decide to file.

Inventory Your Property

If you decide to file for bankruptcy, you will have to list all property that belongs in your bankruptcy estate. Whether or not you can hold on to that property, or at least some of the property's value in dollar terms, depends on what the property is worth and which exemptions are available to you. The best way to start figuring out what you'll be able to keep—and get a jump on your filing paperwork—is to create an inventory (list) of your property.

Use the Personal Property Checklist shown above—you can find a blank, tear-out copy in Appendix B—to create an inventory of your possessions. Place a checkmark in the box next to each item you own. If you are married and filing jointly, list all property owned by you and your spouse.

Using the Property Exemption Worksheet

Now that you have a comprehensive list of your property, you can decide how to use the exemptions available to you to your best advantage. This will require you to come up with a value for each item, decide which exemption system to use (if you have a choice), then figure out how to apply those exemptions to your property.

To do this, use the Property Exemption Worksheet in Appendix B. A portion of the worksheet is set out below. As you can see, it includes four columns:

Property Exemption Worksheet			
1 Property	2 Replacement Value	3 Exemption	4 Statute No.
1. Cash on hand			

1. a description of the property
2. the property's replacement value
3. the exemption (if any) that applies to the property, and
4. the number of the statute where that exemption appears (you'll need this information when you complete your bankruptcy forms).

Complete each of these columns following the instructions below.

Column 1: Using your completed checklist as a guide, describe each item of property and its location.

For personal property, identify the item (for example, 1994 Ford Mustang) and its location (for example, residence). For cash on hand and deposits of money, indicate the source of each, such as wages or salary, insurance policy proceeds, or the proceeds from selling an item of property. Although cash on hand is usually not exempt, you may be able to exempt all or some of it if you can show that it came from an exempt source, such as unemployment insurance.

Column 2: Enter the replacement value of each item of property in Column 1. (Under the former rules, filers used the market value—what they could get for the property if they sold it at their own garage sale. The 2005 bankruptcy law requires filers to use the replacement value, which is typically a higher figure.)

It's easy to enter a dollar amount for cash, bank deposits, bonds, and most investment instruments. For items that are tougher to value, such as insurance, annuities, pensions, and business interests, you may need to get an appraisal from someone who has some financial expertise.

For your other property, estimate its replacement value—that is, what you could buy it for from a retail vendor, considering its age and condition. As long as you have a reasonable basis for your estimates, the lower the value you place on property, the more of it you will probably be allowed to keep through the bankruptcy process. But be honest when assigning values. Trustees have years of experience and a pretty good sense of what property is worth. It's okay to be wrong as long as you have an arguable basis for the value you list and briefly explain any uncertainties. If you can't come up with a replacement value, leave this column blank. If you file for bankruptcy, you can simply indicate that the value is unknown. If the trustee

is concerned about the value, you will be asked at your creditors' meeting to provide more detail.

Here are some tips for valuing specific items:

- **Cars.** Unfortunately, the new replacement value requirement doesn't exactly square with the way car values are determined by the *Kelley Blue Book*, the most common source for car prices. To be absolutely safe in your estimate, use the average retail price for your car (based on its mileage) listed at the website of the National Automobile Dealers Association, www.nada.com. If your car is inoperable or in poor condition (with obvious and significant body damage or serious mechanical problems), you can reasonably list whatever you could sell it for on the open market. Because such cars are not sold by car dealers, there's no way to figure out what a retail merchant would charge for such a car.
- **Older goods.** If the items are sold in used goods stores (for example, used furniture stores, Goodwill stores, or hospice outlets), check their prices. If not, you can check the want ads in a local flea market or penny-saver newspaper. eBay is also a good source for values: You can find retail merchants selling a wide variety of used goods at www.ebay.com.
- **Life insurance.** List the current cash surrender value of your policy (call your insurance agent to find out what it is). Term life insurance has a cash surrender value of zero. Don't list the amount of benefits the policy will pay, unless you're the beneficiary of an insurance policy and the insured person has died.
- **Stocks and bonds.** Check the listing in a newspaper business section. If you can't find the listing, or the stock isn't traded publicly, call your broker and ask what it's worth. If you have a brokerage account, use the value from your last statement. For information on how to calculate the value of any stock options you own, see "Are Stock Options Part of Your Bankruptcy Estate?" above.
- **Jewelry, antiques, and other collectibles.** Any valuable jewelry or collections should be appraised.

Add up the amounts in Column 4 and enter the total in the space provided on the last page.

The Trustee May Abandon Nonexempt Property

Even if you have property that's worth more than the exemption amount, the trustee may not want to deal with it. As in other areas, the bankruptcy laws in this area are sort of odd. The replacement value of property, as defined by the bankruptcy code, will almost always be higher than what the property will likely fetch at an auction. For example, assume you have a piano that, given its age and condition, would cost you \$2,000 from a retail vendor. If the piano is not exempt, the trustee theoretically has a \$2,000 asset to sell for the benefit of your creditors. Moving and storing pianos can be expensive, however, and this particular piano might only fetch \$500 at an auction. If the trustee sees that little or no money will be realized from taking the asset, he or she will abandon it, which means you're free to keep it.



TIP

Ignore liens against your personal property when computing the property's value. If you owe money to a major consumer lender such as Beneficial Finance, the lender may have a lien on some or all of your personal property. You can often remove this lien in the course of your bankruptcy. Similarly, there may be a lien against your personal property if a creditor has obtained a court judgment against you. These liens, too, can frequently be removed. See Ch. 5 to find out more about personal property liens and your options for dealing with them.

Columns 3 and 4: Identify exemptions for your personal property.

You can find every state's exemptions in Appendix A. If the state exemption system you're using allows you to choose the federal exemptions instead of your state's exemptions, you can find these listed directly after Wyoming.



TIP

Focus on the property you really want to keep.

If you have a lot of property and are afraid of getting bogged down in exemption jargon and dollar signs, start with the property you would feel really bad about losing. After that, if

you are so inclined, you can search for exemptions that would let you keep property that is less important to you.

If You Can Only Use Your State's Exemptions

Unless you are using the exemptions for Arkansas, Connecticut, Hawaii, Kentucky, Massachusetts, Michigan, Minnesota, New Hampshire, New Jersey, New Mexico, Pennsylvania, Rhode Island, Texas, Vermont, Washington, or Wisconsin, you must use your state's exemptions (subject to the domicile rules discussed above).

Step 1: In Column 3, list the amount of the exemption or write "no limit" if the exemption is unlimited. In Column 4, list the number of the statute identified in Appendix A for the exemption that may reasonably be applied to the particular property item. If you need more information or an explanation of terms, use the notes at the beginning of Appendix A and the glossary. In evaluating whether your cash on hand and deposits are exempt, look to the source of the money, such as welfare benefits, insurance proceeds, or wages.



TIP

Err on the side of exemption. If you can think of a reason why a particular property item might be exempt, list it even if you aren't sure that the exemption applies. If you later decide to file for Chapter 7 bankruptcy, you will only be expected to do your best to fit the exemptions to your property. Of course, if you do misapply an exemption and the bankruptcy trustee or a creditor files a formal objection within the required time, you may have to scramble to keep the property that you mistakenly thought was exempt.

Step 2: If a particular exemption has no dollar limit, then apply that exemption to all property items that seem to fall into that category. If there is a limit (for instance, an exemption allows you to keep up to \$1,000 worth of electronic products), total the value of all property items you wish to claim under that exemption. Then compare the total with the exemption limit. If the total is less than the limit, then there is no problem. However, if the total is more than the limit, you may have to either give the trustee enough of the property to bring your total back under the limit or apply a wildcard exemption to the extra property, if the state system you are using has one.

If You Live in California or a State That Allows You to Choose the Federal Exemptions

If the state system you're using allows you to use the federal bankruptcy exemptions or you qualify to use the California exemptions (which give you a choice between two state systems), you'll need to decide which exemption system to use. You can't use some exemptions from one system and some from the other. If you own a home in which you have equity, your choice will often be dictated by which system gives you the most protection for that equity. In California, for example, the homestead exemption in System 1 protects up to \$150,000 in equity, while the System 2 list protects only \$21,825 (including the \$1,100 wildcard). While System 1 used to be the system of choice for California homeowners, recent declines in home values have systematically wiped out home equity, and homeowners now frequently use System 2.

Unless your choice of exemption lists is dictated by your home equity, you'll be best served by going through the Property Exemption Worksheet twice. The first time through, use the state exemptions (or System 1 in California). The second time, use the federal bankruptcy exemptions (or System 2 in California).

After you apply both exemption lists to your property, compare the results and decide which exemption list will do you the most good. You may find that one set of exemptions is more generous or better protects the property you really want to keep. You may be sorely tempted to pluck some exemptions out of one list and add them to the other list. Again, this can't be done. You'll either have to use your state's exemption list or the federal bankruptcy exemptions—you can't mix and match.

EXAMPLE: Paula Willmore has lived in Albuquerque, New Mexico, for several years. Other than clothing, household furniture, and personal effects, the only property Paula owns is a vintage 1967 Chevy Camaro Rally Sport. Paula often checks out local car magazines and knows that the model she owns typically sells for about \$14,000, although this price varies by several thousand dollars based on the car's condition. Paula wants to know what will happen to her car if she files for Chapter 7 bankruptcy.

Because Paula has lived in New Mexico for more than two years, she will use that state's exemption rules. Her first step is to locate the exemptions for New Mexico in Appendix A. At the bottom of the New Mexico exemption listings for personal property, Paula finds an entry for motor vehicles and sees that the exemption is \$4,000. Paula begins to worry that she may lose her car, which is worth more than double the exemption limit.

Paula's next step is to search the New Mexico state exemptions for a wildcard exemption. (See above for an explanation of wildcard exemptions.) Paula discovers (at the bottom of the list) that she has a \$5,500 wildcard exemption that she can apply to any property, including the Camaro. Add that to the \$4,000 regular motor vehicle exemption, and Paula can now exempt \$9,500. This amount still doesn't cover the Camaro's replacement value, which means the trustee would probably sell it, give Paula her \$9,500 exemption, and distribute the rest of the sales proceeds to Paula's unsecured creditors.

Paula next checks to see whether New Mexico allows debtors to use the federal bankruptcy exemptions. She looks at the top of the exemption page and sees a note that the federal bankruptcy exemptions are available in her state. Hoping that the federal bankruptcy exemptions will give her a higher exemption limit for her Camaro, she turns to the end of Appendix A (right after Wyoming) and finds the federal bankruptcy exemption list. Under personal property she sees a listing for motor vehicles in the amount of \$3,225—not high enough.

Paula examines the federal bankruptcy exemptions to see whether they provide a wildcard exemption. She discovers that the federal bankruptcy exemptions let you use up to \$10,125 of the homestead exemption as a wildcard. Because Paula has no home equity to protect, she can apply the wildcard to the Camaro, in addition to the federal exemption for motor vehicles of \$3,225. Further, Paula sees that she can get an additional wildcard exemption of \$1,075 under the federal exemption system. Putting these exemptions together, Paula sees she can exempt \$14,425—more than the value of her car.

Because Paula is most concerned about keeping her car, and because the federal bankruptcy exemptions let her keep her car while the state exemptions don't, Paula decides to use the federal bankruptcy exemption list.

Five Steps to Applying Exemptions to Your Personal Property

1. Check the exemptions you are using for specific property items that you want to keep.
2. If the state exemptions don't cover the property you want to keep (either because they don't exempt that property at all or because they exempt less than your property is worth), look for a wildcard exemption in the state exemption list.
3. If the state also lets you use the federal bankruptcy exemptions (or you live in California), see whether a federal exemption (or a System 2 exemption in California) covers your property.
4. If the federal bankruptcy exemptions are available to you but don't seem to cover your property, see whether the federal bankruptcy wildcard exemption will work.
5. If you have the choice of two exemption systems, decide which exemption list you want to use. Don't mix and match. (In California, if you own your home and have more than \$20,000 in equity, you'll probably want to use System 1. If you don't own a home, System 2 will often be a better choice.)

Tip #1: Double your exemptions if you're married and filing jointly, unless the state exemption list in Appendix A says that doubling isn't allowed. If you're using the federal bankruptcy exemptions, you may double all exemptions.

Tip #2: While you're figuring out which of your property is exempt, write down in Column 4 the numbers of the statutes that authorize each exemption. (You can find these in Appendix A.) You will need this information when you fill out Schedule C of your bankruptcy papers.

Using Federal Nonbankruptcy Exemptions

If you are using state exemptions, you are also entitled to use a handful of exemptions called "federal nonbankruptcy exemptions." As the name suggests, these exemptions are generally used in cases other than bankruptcies, but you can also use them in a bankruptcy case. (In California, they apply only if you're using System 1.)

Skim the list at the end of Appendix A to see whether any of these exemptions would help you. If they would, you can use them in addition to the state exemptions. If they duplicate each other, though, you cannot add them together for any one category. For example, if both your state and the federal nonbankruptcy exemptions let you exempt 75% of disposable weekly earnings, you cannot combine the exemptions to keep all of your wages—75% is all you get.

Selling Nonexempt Property Before You File

If you want to reduce the amount of nonexempt property you own before you file for bankruptcy, you might consider selling the nonexempt property and using the proceeds to buy exempt property. Or you might want to use the proceeds to pay certain types of debts. But be careful: If the trustee learns that you sold the property and believes that you did so in order to defraud, hinder, delay, or shortchange a creditor, your efforts to shelter the property may fail. The court may decide to treat any exempt property you purchase as nonexempt property. And, if the court believes you acted fraudulently, your entire bankruptcy discharge may be at risk.



CAUTION

Talk to a lawyer first. Before you sell nonexempt property, consult a bankruptcy attorney. Your local bankruptcy court may automatically consider these kinds of transfers attempts to defraud a creditor. The only sure way to find out what is and isn't permissible in your area is to ask an attorney familiar with local bankruptcy court practices. A consultation on this sort of issue should not run more than \$100 and is well worth the cost if it will help you hold on to the value of your nonexempt property by converting it to exempt property.

How to Proceed

Depending on your local bankruptcy court, there may be several ways to turn your nonexempt property into exempt property.

Replace Nonexempt Property With Exempt Property

You may:

- Sell a nonexempt asset and use the proceeds to buy an asset that is completely exempt. For example, you can sell a nonexempt coin collection and purchase clothing, which in most states is exempt without regard to value.
- Sell a nonexempt asset and use the proceeds to buy an asset that is exempt up to the amount received in the sale. For example, you can sell a nonexempt coin collection worth \$1,200 and purchase a car that is exempt up to \$1,200 in value.
- Sell an asset that is only partially exempt and use the proceeds to replace it with a similar asset of lesser value. For example, if a television is exempt up to a value of \$200, you could sell your \$500 television and buy a workable second-hand one for \$200, putting the remaining cash into other exempt assets such as clothing or appliances.
- Use cash (which isn't exempt in many states) to buy an exempt item, such as furniture or work tools.

Pay Nondischargeable Debts

If you choose to reduce your nonexempt property by selling it and using the proceeds to pay debts, keep the following points in mind:

- **It's usually unwise to pay off a debt that could be discharged in bankruptcy.** Many debts (such as credit card bills) can be completely discharged in bankruptcy. The only reason you should consider paying a dischargeable debt is to pay a debt for which a relative or friend is a cosigner, so that the friend or relative is not stuck paying the whole debt after your liability is discharged. Also, you might want to pay off a small credit card balance in order to keep the card out of your bankruptcy (you don't have to list it if you don't owe anything on it).

- **If you pay a creditor more than \$600, you may want to wait to file for bankruptcy.** You should wait at least 90 days before you file for bankruptcy if the total payments to any one regular "arm's length" creditor during that period exceed \$600. Otherwise, the payment may be considered a preference, and the trustee may be able to get the money back and add it to your bankruptcy estate. If the creditor you pay is a relative, close friend, or company in which you are an officer, you should wait at least one year before filing. The \$600 limit applies only if you owe primarily consumer debts; if you owe primarily business debts or taxes, you can pay a creditor up to \$5,475 during the 90-day prefilng period without it being considered a preference.
- **You can pay regular bills.** You can pay regular monthly bills right up until you file for bankruptcy. So keep paying your utilities and mortgage or rent.
- **Think twice before paying secured debts.** If you want to use the proceeds from nonexempt property to pay off a debt secured by collateral, read Ch. 5 of this book first. If the collateral for the debt isn't exempt, paying off the debt won't do you much good, because the trustee will take the collateral anyway when you file for bankruptcy. If the collateral is exempt, you may be able to keep it even if you don't pay off the debt before you file for bankruptcy.

EXAMPLE: John owes \$5,000 on his 2004 Toyota truck, which is worth \$4,000. John sells his nonexempt musical equipment, pays off the \$5,000 note, and files for bankruptcy. It turns out that John can exempt only \$1,000 in the motor vehicle. The trustee orders John to turn over the truck, which John does. The trustee sells the truck and gives John his \$1,000 exemption. Not only did John lose his truck, but he also no longer has his musical equipment.

A better alternative: Because John owes more on the truck than it's worth, he could hold on to it through bankruptcy, making regular payments on the loan. The trustee would not take the truck away to sell it, because there would be no money left for unsecured creditors if the truck were sold

with \$5,000 in debt still hanging over it. And John might be able to hold on to the musical equipment for a small price paid to the trustee.

You Can Pay Favored Creditors After You File

You may be tempted to leave certain creditors off your bankruptcy papers, perhaps because the creditor is a relative, a local provider of important services (doctor, lawyer, veterinarian, department store), or your employer. Unfortunately, bankruptcy requires that all creditors be identified on the appropriate schedules. However, just because you got rid of a debt doesn't mean you can't pay it—as long as you wait until after you file and don't use property of the estate. For instance, if you file for bankruptcy on March 12, 2011, you can use income you earn after that date to pay the creditor, because that income is not part of your bankruptcy estate. One last point: While you are free to pay off a discharged debt, the creditor is not permitted to hound you for it.



CAUTION

If you own your home. If you own your home and plan to claim a homestead exemption to protect your home equity (see Ch. 4), your exemption can be reduced, dollar for dollar, by the value of nonexempt property you converted if (1) the conversion took place in the ten years before you filed for bankruptcy, and (2) you converted the property to defraud, cheat, hinder, or delay your creditors. Courts haven't clarified exactly what constitutes defrauding, cheating, and so on. Because the amount of your homestead exemption often determines whether or not you can keep your home, however, you should definitely not try to convert nonexempt property without first talking to a lawyer who knows how your local bankruptcy court handles this issue.

Six Guidelines for Prebankruptcy Planning

Here are six important guidelines for staying out of trouble when you're making these kinds of prebankruptcy transactions.

- 1. Don't convert nonexempt property if you have equity in your home.** As noted above, you risk losing some or all of your homestead exemption if you engage in this type of prebankruptcy planning. Our advice is not to do it until you talk to a lawyer.
- 2. Accurately report all your prefiling transactions** on Form 7, the Statement of Financial Affairs. (See Ch. 6 for more on completing the official bankruptcy forms.) If the subject comes up with the trustee, creditors, or the court, freely admit that you tried to arrange your property holdings before filing for bankruptcy so that you could better get a fresh start. Courts see frankness like this as a sign of honorable intentions. If you lie or attempt to conceal what you did or why you did it, the bankruptcy trustee or court may conclude that you had fraudulent intentions and either not allow the transaction or—even worse—deny you a bankruptcy discharge.
- 3. Sell and buy for equivalent value.** If you sell a \$500 nonexempt item and purchase an exempt item obviously worth \$500, you shouldn't have a problem. If, however, you sell a \$500 nonexempt item and purchase a \$100 exempt item, be prepared to account for the \$400 difference. Otherwise, the court will probably assume that you're trying to cheat your creditors and either force you to cough up the \$400 (if you still have it) or, possibly, dismiss your bankruptcy case.
- 4. Sell and buy property at reasonable prices.** When you sell nonexempt property in order to purchase exempt property, charge an amount as close to the item's market value as possible. This is especially true if you sell to a friend or relative. If you sell your brother a \$900 stereo system for \$100, a creditor or the trustee may cry foul, and the judge may agree.

At the other end of the transaction, if you pay a friend or relative significantly more for exempt property than it is apparently worth, the court may suspect that you're just trying to transfer your assets to relatives to avoid creditors.

5. Don't make last-minute transfers or purchases. The longer you can wait to file for bankruptcy after making these kinds of property transfers, the less likely the judge is to disapprove. For example, judges frequently rule that a hasty transaction on the eve of filing shows an intent to cheat creditors. The open, deliberate, and advance planning of property sales and purchases, however, is usually considered evidence that you didn't intend to defraud. But even this isn't foolproof. One court ruled that the debtor's deliberate planning more than a year before filing was evidence of an intent to cheat creditors. This conflict reinforces our earlier warning: You must find out your bankruptcy court's approach before you sell nonexempt property.

6. Don't just change the form of property ownership. Simply changing the way property is held from a nonexempt form to an exempt form is usually considered fraudulent.

EXAMPLE: Although he's married, Jeff owns a house as his separate property. Also, Jeff incurred virtually all of his debts alone, so he plans to file for bankruptcy alone. In Jeff's state, the homestead exemption is only \$7,500. Jeff's equity in his home is nearly \$30,000. Jeff's state also exempts property held as tenancy by the entirety, so Jeff transfers ownership of the house to himself and his wife as tenants by the entirety. That would normally exempt the house from all debts Jeff incurred separately. But because Jeff merely changed the form of property ownership, rather than buying exempt property or paying off debts to give himself a fresh start, the bankruptcy court would probably find the transfer fraudulent and take Jeff's house. (Jeff might get \$7,500 from the sale as his homestead exemption, but not necessarily.)



CAUTION

Community property warning. As mentioned earlier, if you're married and live in a community property state (Alaska, Arizona, California, Idaho, Louisiana, Nevada, New Mexico, Texas, Washington, or Wisconsin), the trustee can usually take both your share of community property and your spouse's, even if your spouse doesn't file for bankruptcy. But if you're tempted to change all or a portion of the community property into your spouse's separate property, beware: Creditors or the trustee are apt to cry fraud, and the trustee is likely to take the property anyway.

To give you an idea of what judges consider improper behavior shortly before filing for bankruptcy, here are some transactions that courts have found to be fraudulent:

- A debtor bought goods on credit but never paid for them. He then sold those goods and bought property that he tried to exempt.
- A debtor with nonexempt property was forced into involuntary bankruptcy by a creditor. The debtor convinced the creditor to drop the forced bankruptcy. Then the debtor sold the nonexempt property, purchased exempt property, and filed for Chapter 7 bankruptcy.
- A debtor sold nonexempt property that was worth enough to pay off all her debts (but didn't pay them off).
- A debtor sold nonexempt items for considerably less than they were worth.
- A debtor sold valuable property to a nonfiling spouse for one dollar.
- A debtor transferred nonexempt property the day after a creditor won a lawsuit against him, then filed for bankruptcy.
- A debtor in a state with an "unlimited" homestead exemption sold all her nonexempt property and used the proceeds to pay off a large portion of her mortgage.
- A debtor bought a piano and harpsichord and a whole life insurance policy, all exempt in his state. He didn't play either instrument, and he had no dependents who needed insurance protection.

Taking Out Loans to Pay Nondischargeable Debts

Some people are tempted to borrow money to pay off debts that aren't dischargeable—for instance, a student loan—and then list the new loan as a dischargeable unsecured debt. Be careful if you do this. A court could consider your actions fraudulent and dismiss your bankruptcy. If the court doesn't dismiss your case, the creditor may ask the court to declare the debt nondischargeable. If you take out the loan while you're broke and file for bankruptcy soon after, you probably will be penalized. And, if you borrow money or use your credit card to pay off a nondischargeable tax debt, you will not be able to discharge the loan or credit card charge in a Chapter 7 bankruptcy (although you could in a Chapter 13 bankruptcy).



Your House

How Bankruptcy Affects a Typical Homeowner.....	70
Mortgage Payments	71
Liens on Your House.....	72
Keeping Your House.....	72
If You're Behind on Your Mortgage Payments.....	73
Negotiating With the Lender	74
Mortgage Workouts.....	74
If the Lender Starts to Foreclose.....	75
Defenses to Foreclosure	76
If Foreclosure Is Unavoidable.....	77
Will You Lose Your Home?.....	77
Ways to Keep Your House.....	86
Reduce Your Equity Before Filing for Bankruptcy	86
If You File for Bankruptcy	87

If you own a home, Chapter 7 bankruptcy may not be the best strategy to deal with your debts.

If you have nonexempt equity in your home (that is, equity that isn't protected by a homestead or other exemption), you risk losing your home if you file for Chapter 7 bankruptcy. As long as there will be equity left over after paying off what you owe, paying you the exempt amount, and covering the costs of sale, the trustee may sell your home if you use Chapter 7. (Exemptions for real estate are covered in “Will You Lose Your Home?” below.)

What's more, filing for Chapter 7 bankruptcy won't ultimately prevent a foreclosure on your home, although the automatic stay will put it on hold while your bankruptcy case is pending (unless the creditor convinces the judge to allow the foreclosure to proceed). If you want to keep your home, you must keep making your payments before, during, and after bankruptcy. If you've already missed mortgage payments, you'll have to make them up to prevent foreclosure. (See “If You're Behind on Your Mortgage Payments,” below.)

Chapter 13 bankruptcy provides many opportunities for saving a home that are unavailable to a Chapter 7 filer. For more information, see *The Foreclosure Survival Guide*, by Stephen Elias (Nolo), and *Chapter 13 Bankruptcy: Keep Your Property & Repay Debts Over Time*, by Stephen Elias and Robin Leonard (Nolo).

This chapter explains how filing for Chapter 7 bankruptcy—or pursuing alternative strategies—affects your ability to hold on to your home. Of course, your home isn't your only consideration in deciding whether or not to file for bankruptcy, so make sure to read Ch. 1 of this book before making the decision.

How Bankruptcy Affects a Typical Homeowner

Here's an overview of how bankruptcy affects you as a homeowner. As you review this material, keep these basic principals in mind:

- You can keep your home in Chapter 7 bankruptcy unless your home equity exceeds the homestead exemption available to you by about 10% or more (to cover the costs of sale).
- If you are behind on your payments when you file for bankruptcy, your lender can ask the court

When You Need a Lawyer

We recommend that homeowners talk to a bankruptcy lawyer before filing if they have any concerns about being able to keep their house. The procedures and strategies discussed in this chapter can be complex. A mistake in estimating your equity or applying a homestead exemption could cost you your home. And, your state's law may offer you rights and options that aren't covered here.

You should also consult with a bankruptcy lawyer if:

- You own two homes, or you want to protect equity in a home that isn't your residence.
- You are married, own a home with your spouse, and plan on filing alone. Because the rules for how community property and “tenancy by the entirety” property are treated in bankruptcy can get complicated, it's a good idea to get some legal advice geared to your situation.

for permission to proceed with a foreclosure. The court will usually grant this permission, as long as the lender can prove that it is the correct party to be making the request (that is, that it holds the mortgage or deed of trust on your home). Because mortgages have been bought, sold, divided, and repackaged so frequently in recent years, the institution trying to foreclose may have trouble proving that it has the right to ask the court to lift the automatic stay and allow the foreclosure.

- Mortgages and deeds of trust have two parts: a promissory note, by which you agree to repay the debt, and a lien on the property, which gives the lender the right to foreclose on the property to get its money back. Unless you reaffirm it (covered in Ch. 5), the promissory note is cancelled in the bankruptcy. But the lien will remain, which means you must keep making your payments or face foreclosure.
- You may not qualify for a mortgage modification after bankruptcy unless you reaffirm the mortgage; without reaffirmation, there is no promissory note to modify. On the other hand, reaffirming a mortgage can leave you

with a huge debt that you'll be responsible for after your bankruptcy—and for that reason is generally a very bad idea. Check with your bank or HUD-approved housing counselor to see how bankruptcy may affect your mortgage modification efforts. The best approach is to hold off filing for bankruptcy until your modification efforts are completed—whether successfully or not.

- If you don't reaffirm your mortgage, your lender probably won't report your payments to the credit reporting agencies, which means your payments won't help you rebuild your credit report and score. But it's a bad idea to reaffirm a mortgage solely to rehabilitate your credit, because you'll be on the hook for the mortgage if you can't make your payments later.

Mortgage Payments

You must keep making your mortgage payments. As you probably know all too well, you don't really “own” much of your home—a bank or other lender that has a

mortgage or deed of trust on the home probably owns most of it. (Throughout this chapter, we use the term “mortgage” to include deeds of trust.)

Until the mortgage is paid off, the lender has the right to foreclose if you miss mortgage payments. Chapter 7 bankruptcy doesn't change this, although it may put the foreclosure on hold for a while.

Sometimes, mortgage holders refuse to accept payments from a debtor who is in bankruptcy. If you make your payments but the lender rejects them, create a separate bank account in which to deposit the payments each month—and be prepared to make your account current whenever the lender agrees to start accepting payments. Why create a separate bank account? If you leave that money in your regular bank account, you may end up spending it on other necessities, and not have it available at the end of your bankruptcy. For example, if your mortgage payment is \$1,500 a month, and your bankruptcy lasts four months, you may be in hock for \$6,000. That's a lot of money that you might be tempted to spend unless you lock it away in its own dedicated account.

If Your Home Is Worth Less Than You Owe

These days, many people have second or third mortgages on their homes that are no longer secured by home equity, due to the steep decline in home values.

EXAMPLE: Toni has a \$175,000 first mortgage on her home, and second and third mortgages of \$50,000 each. Her home is worth \$300,000. Because all of the mortgages are covered by the home's value, any mortgage holder could foreclose on its lien if Toni defaulted. Her house would be sold, and all the mortgage holders would get paid pretty much what they were owed. A few years later, things are different. The value of the house has decreased by 50%, to \$150,000. If the second or third mortgage holder tried to foreclose, all the money from the sale would go to the first mortgage holder and the foreclosing party would get nothing.

If your home's value has declined so much that a second or third mortgage holder no longer has any equity upon which to foreclose, and you discharge the underlying debt (the promissory note) in your bankruptcy, there will be no consequence if you stop making payments on those mortgages. The mortgage holders can't personally sue you on the promissory note because it was discharged in your bankruptcy. There's no reason to foreclose on the lien, because they wouldn't get any money out of it. Of course, if your home regains enough equity, those liens could become valuable again; they might once more be secured by your home. This means you will have to come to terms with those mortgage holders or pay the lien (plus accrued interest) when you sell your home.

The moral of this story is pretty simple. If you have a second or third mortgage and are having trouble keeping up with your house payments, default on the second and third mortgages first. The consequences are likely to be far less severe than if you default on your first mortgage.

Liens on Your House

Chapter 7 bankruptcy won't eliminate liens on your home that were created with your consent or certain nonconsensual liens (such as tax liens or mechanics' liens). If you've pledged your home as security for loans other than your mortgage—for example, you took out a home equity loan or second mortgage—or a creditor such as the IRS has recorded a lien, those creditors, too, have claims against your home.

If there is a judgment lien on your home—that is, if a creditor sued you, obtained a court judgment, and recorded a lien at the land records office—you may be able to get rid of the lien entirely without paying a cent to the lienholder. And, in some states, if your home is sold in bankruptcy, you will get your homestead amount ahead of secured creditors holding judicial liens.

You can get rid of the lien created by a judgment by filing a Motion to Avoid a Judicial Lien. You may also be able to get rid of some liens by filing a separate lawsuit in bankruptcy court. Lien avoidance is explained in Ch. 5.

Keeping Your House

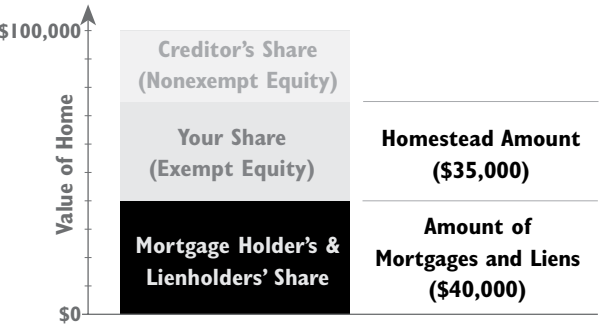
Even if you keep up with your mortgage payments, you may still lose your house unless a homestead exemption protects your equity (the difference between what your house is worth and what you owe the mortgage lender and all lienholders). If you were to sell your home today, without filing for bankruptcy, the money raised by the sale would go first to the mortgage lender to pay off the mortgage, then to lienholders to pay off the liens, and finally to pay off the costs of sale and any taxes due. If anything were left over, you'd get it.

If you file for bankruptcy and the trustee has your house sold, the creditors will get paid in pretty much the same order, with one big difference. In a bankruptcy sale, whatever is left after the mortgages, liens, costs of sale, and taxes have been paid goes not to you, but to your unsecured creditors—unless a homestead exemption entitles you to some or all of it.

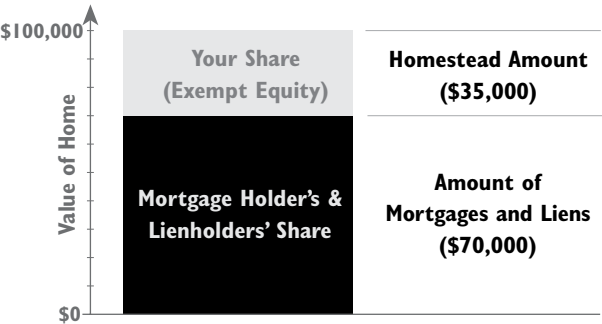
How a Homestead Exemption Works: An Example

This chart applies only to those states that use dollar-amount homestead exemptions. If your state bases the homestead exemption on acreage, your lot size will determine whether or not you keep your home. (See "Will You Lose Your Home?" below.)

This example is based on a home worth \$100,000, with a \$35,000 homestead exemption.



If you have nonexempt equity in your home, the trustee will sell it. Here, the homeowner's total equity is \$60,000 (\$100,000 [value of home] – \$40,000 [mortgages and liens against home]). The homeowner's nonexempt equity is \$25,000 (\$60,000 [total equity] – \$35,000 [homestead exemption]). Because the homeowner has \$25,000 in nonexempt equity, the trustee will sell the house and use the nonexempt equity to pay unsecured creditors.



If you don't have any nonexempt equity, the trustee won't sell your home. Here, the homeowner's total equity is \$30,000 (\$100,000 [value of home] – \$70,000 [mortgages and liens against home]). The homeowner doesn't have any nonexempt equity (\$30,000 [total equity] – \$35,000 [homestead exemption] = less than zero).

As a practical matter, the trustee won't bother to sell your house if there will be nothing left over for your unsecured creditors. Thus, the amount of your homestead exemption often determines whether or not you'll lose your home in bankruptcy.

If the bankruptcy trustee calculates that there would be leftover proceeds from a sale of your home to give to your unsecured creditors, the trustee will, almost always, take your home and sell it at auction to get that money, unless you can buy it back—that is, pay the trustee the amount that your unsecured creditors would get from the sale.

We explain how to figure out whether a homestead exemption will prevent the trustee from selling your home in “Will You Lose Your Home?” below.

If You're Behind on Your Mortgage Payments

If you're behind on your mortgage payments but want to keep your house, your first strategy should be to negotiate with the lender and try other nonbankruptcy alternatives discussed in this section. (This section deals only with secured debts created with your consent. For a discussion of eliminating judicial liens on your home, see Ch. 5.)

Chapter 7 bankruptcy's automatic stay won't prevent foreclosure if you fall behind on your mortgage payments. At most, it will postpone foreclosure for a few months. In many cases, the lender will just wait out your bankruptcy (a few months) and then proceed with the foreclosure. If your lender gets impatient and files a motion to have the bankruptcy judge lift the automatic stay so that foreclosure can be proceed, this will cut short the automatic stay's protection and allow the lender to process the foreclosure.

Until the housing bubble burst, bankruptcy judges routinely granted these motions to lift the stay. However, in some recent cases, bankruptcy courts have taken a closer look at just who is filing these motions, and have discovered that they aren't necessarily entitled to ask the court to lift the stay. Only the holder of a promissory note is a “party in interest” with the right to request that the stay be lifted. Because of the way mortgages have been divided, bought, and sold lately, the institution asking to lift the stay often

The Roller Coaster of Property Values

Several years ago, some people who were relatively cash-poor had significant equity in their homes, thanks to the housing bubble. Some had so much equity in their homes that they were effectively precluded from filing for Chapter 7 bankruptcy, because their equity exceeded the available homestead exemption.

Now, we have the opposite problem. Values are declining, with no bottom yet in sight. (Elsewhere in this chapter we explain how this decrease in value affects your property in a bankruptcy.)

If you are living in an area where the prices are not declining but still appreciating, even modestly, this question may arise: Who owns appreciation in the property after you file for bankruptcy, you or the trustee? Some courts have found that the value of that appreciation technically belongs to the trustee. (See *In re Farthing*, 340 B.R. 346 (D. Ariz. 2006); *In re Reed*, 940 F.2d 1317 (9th Cir. 1991).) Your equity may be protected by your state's homestead law when you file, but not be fully protected six months or a year after you file, if your bankruptcy court follows these cases. For example, assume the equity in your home is \$100,000 and your state's homestead exemption is \$100,000. In that case your entire equity is protected. But if, while your bankruptcy is still open, your home appreciates significantly in value, the trustee may be able to sell the home, give you your exemption, and pay the appreciated value to your unsecured creditors.

At the height of the housing bubble, trustees were known to keep bankruptcies open in the hope that the debtor's home would appreciate sufficiently in value to warrant a sale. To counter this, debtor's attorneys were asking courts to order their clients' cases closed as soon as possible. If you find yourself in a similar situation—that is, your home is appreciating in value—ask the court to close your case and hire an attorney if you run into problems. It will be worth it.

cannot produce a valid copy of the promissory note or otherwise prove that it is the legal holder of the note. (See *In re Kang Jin Hwang*, 396 B.R. 757 (Bkrtcy C.D. Cal. 2008) for more on this argument.)

Judges are starting to deny motions to lift the stay and make the party wait until after the bankruptcy is completed to pursue the foreclosure. Even if you defeat the motion to lift the stay by questioning whether the institution seeking it has the right to do so, the bankruptcy will provide only temporary relief from the foreclosure.

About the only way Chapter 7 bankruptcy can help you hang on to your home for the long haul is by discharging your other debts, which will allow you to devote more money to getting current on your mortgage to prevent foreclosure. Also, if your property has sufficiently decreased in value, Chapter 7 bankruptcy can effectively eliminate the need to pay your second and third mortgages. See “If Your Home Is Worth Less Than You Owe,” above.



RESOURCE

What to do if foreclosure looms. If you’re facing foreclosure, you’ll want all the help you can get. You can start with *The Foreclosure Survival Guide*, by Stephen Elias (Nolo). If you want to try to negotiate a workout with your lender, consider talking to a nonprofit, HUD-approved housing counselor. (See “How to Find a HUD-Approved Housing Counselor,” below.) You should also consider talking to an attorney to find out whether you have grounds to fight the foreclosure in court, and how filing for bankruptcy might affect your situation. Some lawyers specialize in foreclosure, and most bankruptcy lawyers understand foreclosure defenses. (See Ch. 10 for information on finding an attorney.)

Negotiating With the Lender

If you’ve missed a few mortgage payments, most lenders will be willing to negotiate. What the lender agrees to will depend on your credit history, the reason for your missed payments, and your financial prospects.

EXAMPLE: Doug misses a few house payments because he had a car accident and couldn’t work for two months. It looks like he’ll be back to work soon. The bank will probably work out a deal with Doug rather than immediately move to foreclose.

Mortgage Workouts

Not all lenders are receptive to informal negotiations. Many will require you to proceed through a more formal process called a “mortgage workout.” A workout is an agreement you make with the lender that changes how you pay the delinquency on your mortgage or otherwise keeps you out of foreclosure.

Over the years, lenders have learned that high foreclosure rates can cost them lots of money. As a result, they are often willing to renegotiate payment terms with borrowers in default in order to avoid foreclosure. If you think you have the resources to keep your home by renegotiating the payments, you should consider negotiating a mortgage workout.

Your starting place for exploring a possible workout should be the two federal modification programs described on the government website www.makinghomeaffordable.gov. One of the programs offers refinancing for mortgages owned or backed by Freddie Mac or Fannie Mae; the other offers mortgage payment reductions for qualifying homeowners. The site helps you determine your eligibility for these programs and provides information about another refinancing program that is available under the HOPE for Homeowner’s Act. For a more complete description of how these programs work, and for whom, visit www.bankruptcyforeclosureblog.com and get a copy of *The Foreclosure Survival Guide*, by Stephen R. Elias (Nolo).

In addition to the government-sponsored modification programs, here are some workout options your lender might agree to:

- Let you pay back missed payments over a few months. For example, if your monthly payment is \$1,000 and you missed two payments (\$2,000), the lender might let you pay \$1,500 for four months.
- Reduce or suspend your regular payments for a specified time, then add a portion of your overdue amount to your regular payments later on.
- Extend the length of your loan and add the missed payments at the end.
- For a period of time, suspend the amount of your monthly payment that goes toward the principal, and require payment of interest, taxes, and insurance only.

- Refinance your loan to reduce future monthly payments.
- Let you sell the property for less than you owe the lender and waive the rest of the loan. This is called a “short sale.”

Before you contact the lender about a workout, you should prepare information about your situation, including:

- an assessment of your current financial situation and a reasonable budget for the future
- a plan to deal with other essential debts, such as utility bills and car payments
- a hardship letter explaining why you fell behind on your mortgage (emphasize the most sympathetic aspects of your situation)
- information about the property and its value, and
- information about your loan and the amount of the default.

You should also find out whether your mortgage is insured by the Federal Housing Administration (FHA),

the U.S. Department of Veterans Affairs (VA), or the U.S. Department of Housing and Urban Development (HUD). Borrowers with these types of mortgages have some special rights that those with “conventional” mortgages don’t have.

Be advised that workouts are not for everyone—nor will lenders always agree to a workout. Be realistic about your situation before you approach the lender. If it is likely that you will lose your house anyway because of your dire financial situation or because you have other pressing financial problems, it doesn’t make sense to keep paying your mortgage through a workout.

If the Lender Starts to Foreclose

If your debt problems look severe or long-lasting, the lender may take steps toward foreclosure. In most states, before the lender can foreclose, it has to accelerate your loan. This means that the lender declares that you have defaulted and calls for immediate payment of the entire loan, as provided by the terms of the loan agreement.

EXAMPLE: Don and Louise bought a \$100,000 home by putting \$20,000 down and getting an \$80,000 mortgage. Their monthly house payments are \$900. After making their payments consistently for several years, they miss three payments in a row. The bank accelerates the loan and demands the entire \$76,284 balance left on the loan. Because Don and Louise can’t come up with the money, the bank begins foreclosure proceedings.

In most states, this acceleration can be canceled if you are able to make up all the missed payments plus fees and interest; this is called “reinstating” the loan. In many cases, it’s the add-ons that prevent homeowners from reinstating their loans. If that’s all that standing between you and reinstatement, consider using a HUD-approved housing counselor to help you negotiate a workout with the lender. Different states have different time limits for reinstatement. Your counselor should know the time limit for your state; you can also find this information in *The Foreclosure Survival Guide*, by Stephen Elias (Nolo).

Foreclosure can take anywhere from several weeks to 18 months, depending on where you live and what

How to Find a HUD-Approved Housing Counselor

Here are some ways to find a housing counselor in your area:

- Visit the Making Home Affordable website, www.makinghomeaffordable.gov, and click the “Find a Counselor” button to locate a HUD-approved housing counselor in your area.
- The federal Department of Housing and Urban Development (HUD) has a list of approved counselors. You can find a HUD-approved counseling agency at www.hud.gov/foreclosure/index.cfm or by calling 800-569-4287.
- The Homeownership Preservation Foundation website, www.995hope.org, offers free online counseling, among other things. Or you can call 888-995-HOPE and talk with someone.
- The Homeownership Crisis Resource Center, www.housinghelpnow.org, will link you up with a local nonprofit foreclosure prevention specialist who may or may not be HUD-approved.
- The National Foundation for Credit Counseling will get you to a nonprofit counselor (typically HUD-certified) through its toll-free hotline, 866-557-2227.

type of loan you have. During this time, you have several options:

- **Sell your house.** If you don't get any offers that will cover what you owe your lender, a short sale may be possible.
- **Get another lender to give you a loan that pays off all or part of the first loan and puts you on a new schedule of monthly payments.** If the original lender has accelerated the loan, you'll need to refinance the entire balance of the loan to prevent foreclosure. If the lender hasn't accelerated the loan, however, you can prevent foreclosure simply by paying the missed payments, taxes, and insurance, plus interest. But be careful when deciding whether to refinance. In many cases, refinancing hurts more than it helps. Many lenders have figured out clever ways to hide high costs and fees in refinancing deals.
- **If you are at least 62 years old and have significant equity in your home, consider getting a reverse mortgage.** You can use this type of loan to pay off the lender and receive some money each month, based on your equity. (For more on reverse mortgages, see "Ways to Keep Your House," below.)
- **File for Chapter 13 bankruptcy if you can't come up with the needed money in a lump sum right away but you can propose a feasible repayment plan.** Chapter 13 bankruptcy allows you to "cure the default"—make up missed payments over time and make the regular payments as they come due. (See "Ways to Keep Your House," below.)
- **Use Chapter 13 bankruptcy to get rid of liens.** If you have a second or third mortgage that is no longer secured because of the depreciation in your property's value, filing for Chapter 13 bankruptcy allows you to remove them in many courts (but not all). In some circumstances, it may also allow you to modify a first mortgage down to the property's actual value (for the most part, though, bankruptcy can't be used to modify residential mortgages). (See "Ways to Keep Your House," below.)

Defenses to Foreclosure

You may be able to delay or stop the foreclosure if you have defenses to paying the mortgage or if the lender has not properly followed state foreclosure procedures. If you think you might have a defense to foreclosure, contact a lawyer immediately. Some possible defenses are:

- **Interest rate that violates state or federal law.** Some states limit how much interest can be charged on a loan. Federal law prohibits lenders from making deceptive or false representations about the loan and from charging high closing costs and fees. If your interest is very high or your lender didn't tell you the truth about the terms of your loan, consult a lawyer.
- **Violations of the federal Truth in Lending law.** The federal Truth in Lending law, and an amendment known as the Home Ownership and Equity Protection Act (HOEPA), require the lender to give you certain information about your loan before you sign the papers. If the lender failed to provide this information, you may be able to cancel (rescind) the mortgage. But this doesn't apply to loans you used to purchase your home.
- **Home improvement fraud.** If you got ripped off by a home improvement contractor, you may be able to cancel a loan for that work.
- **Failure to follow foreclosure procedures.** Each state requires lenders to follow specific procedures when foreclosing on a home. If the lender doesn't follow these rules (for example, by not giving proper notice of the foreclosure or failing to inform you of certain rights), you may be able to delay the foreclosure.
- **Failure to prove ownership.** Part of what fueled the housing bubble was a process known as securitization, in which mortgages were bundled together, rated as to their collective risk, and then sold and resold on a secondary market, like any other securities. Because this whole process is carried out electronically, agreements transferring ownership to the different players (assignments) are rarely reduced to writing and signed by the parties. Even if they are, the paper never catches up to the ultimate owner who decides to pull the plug on a mortgage and initiate foreclosure.

proceedings. In federal court (where some foreclosures occur) and in some state courts, the foreclosure may be dismissed or put on hold if the foreclosing party can't prove that it's the rightful owner of the property.

About half the states run their foreclosures through court. The other half allow foreclosure to be brought outside of court under what's known as a "power of sale" clause in the mortgage or deed of trust. If you're facing foreclosure in a state that uses court, you can raise your defense just as you would in any other civil action. If you are in a state where the foreclosure occurs outside of court, you have to bring your own action in civil court to stop the foreclosure and then offer your defenses. Finding and successfully providing defenses to foreclosure is not easy and will heavily depend on your state's law. *The Foreclosure Survival Guide* (Nolo) discusses the various defenses and helps you sort out the laws of your state.

If Foreclosure Is Unavoidable

If you've exhausted the suggestions described above and it looks like foreclosure is inevitable, you should know that losing your home in a bankruptcy sale will often be a better deal than losing it in a foreclosure sale, for two reasons.

First, a forced sale of your home in bankruptcy is supervised by the bankruptcy trustee, who will want to sell the house for as much as possible. In a foreclosure sale, the foreclosing creditor cares only about getting enough to cover its own debt. If you have a homestead exemption on the house, the amount you get increases as the amount your home is sold for goes up.

Second, debtors are rarely entitled to the homestead exemption if the house is sold through foreclosure. In a bankruptcy sale, however, you are entitled to your homestead amount in cash, if there are proceeds left over after the secured creditors have been paid off.

In the end, what happens to your home will be up to the bankruptcy trustee. If there is enough equity in your home to produce some money for your unsecured creditors, the trustee will sell it, pay off the mortgage and other lienholders, give you your exemption, and distribute the rest. If there is not enough equity to generate money for your unsecured creditors, the trustee will release his or her authority over the home

(called abandonment) and let the mortgage holder pursue any remedies available to it, which will most likely result in foreclosure if you owe an arrearage.

Getting Your Equity Out of Your Home

Many people who fall behind on their mortgage payments discover that the longer they can stall the foreclosure, the longer they can live in the home for free. In essence, this is a backdoor way to get a sizable chunk of equity out of your home without selling it or taking it into bankruptcy. For example, if your mortgage payment is \$1,500 a month and you manage to live in the house for a year without making your payments, you've pulled the equivalent of \$18,000 equity out of your home. And, if you have no equity in your home to begin with, that \$18,000 is gravy.

Even if you have no equity in your home, remaining in your home without having to make any payment is a golden opportunity to save some money to help you transition into future housing. *The Foreclosure Survival Guide* (Nolo) devotes an entire chapter to strategies for remaining as long as possible in your home payment free.

Will You Lose Your Home?

If you file for Chapter 7 bankruptcy, the fact that you've kept up on your house payments may not protect you from losing it. The trustee will still have your house sold if doing so will produce some cash to pay your unsecured creditors (and you aren't able to pay the trustee an equivalent amount). If the sale won't produce cash, the trustee will not take the house.

Whether the sale will produce cash depends on two factors:

- whether you have any equity in your home, and
- if so, whether that equity is exempt.

Use the Homeowners' Worksheet below to figure out the answers to these questions. (You'll find a tear-out copy of the worksheet in Appendix B.) Here are the instructions for filling out the form.

Part I: Do You Have Any Equity in Your Home?

Line 1: Estimated market value of your home

Estimate how much money your home could produce in a quick, as-is sale. The trustee will often use this value in deciding whether to sell the home. However, the trustee may instead use the full market value of your property. So, if there is a significant difference between the quick sale value and the full value of the home, use the latter to be on the safe side. To get a rough idea of what your home is worth in either type of sale, ask a realtor what comparable homes in your neighborhood have sold for. Or look in newspaper real estate sections. You can also generate rough home valuation estimates from websites such as www.zillow.com, www.domania.com, www.homegain.com, or www.realtor.com.

Line 2: Costs of sale

Costs of sale vary, but they tend to be about 6%–8% of the sales price. The trustee is not required to subtract the costs of sale in determining whether to take your home, but most do. (If you want to err on the side of caution, put “0” in this blank.) When you complete your bankruptcy paperwork, you can note that you are deducting the costs of sale from the property’s fair market value.

Line 3: Amount owed on mortgages and other loans

Enter the amount needed to pay off your mortgage and any other loans that are secured by the home as collateral. If you can’t come up with a reasonably reliable estimate, contact each lender and ask how much is necessary to cancel the debt.

Line 4: Amount of liens

Enter the amount of all liens recorded against your home (other than liens created by mortgages and home equity loans). Liens are claims against your home that have been recorded with the land records office. The three most common types of liens are tax liens, mechanics’ liens, and judgment liens. Tax liens can be recorded against your home by the county, state, or federal government for failure to pay property, income, or other taxes. People who do work on your home and claim that you didn’t pay them what you owe can record mechanics’ or materialmen’s liens against your

home. And judgment liens can be recorded by anyone who has sued you and won.

If you think there might be liens on your home, visit the county land records office. Tell the clerk you’d like to check your title for liens. The clerk should direct you to an index (often computerized) that lists all property in the county by the owner’s last name. Next to your home should be a list of any liens recorded against it.

Line 5 = Line 2 + Line 3 + Line 4

Add up the total costs that would have to be paid if you were to sell your home.

Line 6 (your equity) = Line 1 – Line 5

If Line 1 is more than Line 5, subtract Line 5 from Line 1, and put the result on Line 6. For bankruptcy purposes, this is your equity in the property—that is, the amount that would be left over after all mortgages, loans, liens, and costs of sale are paid.

If the amount on Line 5 is more than the amount on Line 1, you have no equity; you can stop here. There will be no reason for the trustee to take your home in bankruptcy—once all of the liens and mortgage(s) are paid off, there would be nothing left to distribute to your unsecured creditors.

If you do have equity, go on to Part II to determine how much of it is protected by an applicable exemption.



TIP

Legal research note. If you do legal research about equity and homestead exemptions, note that the word “equity” has multiple meanings. “Unencumbered” equity is the value of your home, minus the mortgage and the liens you can’t get rid of. (That’s what we mean when we say equity.) Then there’s “encumbered” equity, which is the value of your home minus only the mortgage. Sometimes courts refer to encumbered equity simply as “equity.”

The Trustee's Power to Eliminate Liens— And How It May Cost You Your Home

When property has liens on it for more than the property is worth, it is “oversecured.” If a trustee sells oversecured property, there won’t be enough money to pay off all liens, which means that one or more lienholders will be left with nothing. And there certainly won’t be any money to pay unsecured creditors, who get paid only after all lienholders have been paid off.

The trustee’s job is to find money to pay unsecured creditors, so the trustee usually won’t bother selling an oversecured home. The picture changes, however, if the trustee can knock out enough lienholders to free up some equity. Once that happens, it might make sense to sell the home.

All states have laws specifying the procedures that must be followed to make a mortgage or other secured agreement or lien valid (called “perfecting” the lien). These typically include a proper acknowledgement signed in front of a notary public and recorded in the local land records office. While real estate practitioners usually have a firm grasp of these rules, mistakes can happen. If a lien hasn’t been perfected, the trustee may seek to knock it out, turning an oversecured property into one that, when sold, will yield some cash after the remaining lienholders get their share.

Before you file for bankruptcy, check on the legal status of any liens you are relying on to save your home or other property. In particular, make sure the document creating the lien is recorded and contains a proper acknowledgement. If not, you may have more equity than you think—and the trustee may have a greater incentive to sell your home.

Part II: If You Have Equity, Is It Protected by an Exemption?

We’re assuming that, in Part I, you found that you have some amount of home equity. Here in Part II, we’ll determine how much of that equity you can claim as exempt—that is, how much of it you’re entitled to keep.

Before you can figure out how much of your equity is protected by an exemption, you must determine which set of exemptions to use. The new bankruptcy

law imposes strict domicile requirements on filers seeking to use a homestead exemption. Filers who don’t meet these requirements may have to use the exemptions of the state where they used to live—and will be subject to a \$136,875 limit on the amount of equity they can exempt. (Because many states protect less than \$136,875 in home equity, this cap won’t affect the majority of filers.) The purpose of these rules is to prevent filers from moving to another state to take advantage of its better homestead protection.

Here are the rules:

- If you bought your home at least 40 months ago, you can use the homestead exemption of the state where your home is.
- If you bought your home at least two years ago, you can use the homestead exemption of the state where your home is. However, if you bought your home within the last 40 months, your homestead exemption is capped at \$136,875, unless you bought the home with the proceeds from the sale of another home in the same state.
- If you bought your home within the last two years, then you must use the homestead exemption of the state where you were living for the better part of the 180-day period that ended two years before your filing date. And you are still subject to the \$136,875 limit.

EXAMPLE 1: Four years ago, John and Susie retired and moved from Massachusetts to Maine, where they bought a home. If they file for bankruptcy in Maine, they can use Maine’s exemptions, because they have lived there for more than 40 months. If they had moved to Maine three years ago, they would still be able to use Maine’s exemptions, but their homestead exemption would be capped at \$136,875. Maine’s homestead allowance for joint filers who are at least 61 years old is \$180,000, so John and Susie would lose just over \$43,000 worth of homestead exemption (\$180,000 exemption minus the \$136,875 cap).

EXAMPLE 2: After moving from Vermont to Boston in 2009, Julius and his family buy a fine old Boston home for \$700,000. After borrowing heavily against the home because of financial reversals, Julius files for bankruptcy in early 2011, when he owns

\$250,000 in equity. Although the Massachusetts homestead exemption of \$500,000 would cover Julius's equity, he can claim only \$136,875 of that exemption because he moved to Massachusetts from another state within the last 40 months.

EXAMPLE 3: Eighteen months ago, Fred moved from Florida to Nevada, where he purchased his current home with \$400,000 he received from an inheritance. Fred files for bankruptcy in his current home state of Nevada. Because Fred lived in Florida for two years prior to moving to Nevada, he must use Florida's homestead exemption—and because Fred hasn't lived in Nevada for 40 months, his exemption is subject to the \$136,875 cap. The cap imposes an extreme penalty on Fred. Florida offers an unlimited homestead exemption, while Nevada's homestead exemption is \$550,000. Because of the cap, however, Fred can protect only \$136,875 of his equity, which means that the trustee will undoubtedly sell his home, give Fred his \$136,875, and use the rest to pay off his unsecured creditors.

EXAMPLE 4: Joan moves from Maryland to Vermont, where she buys a home for \$250,000, with a \$225,000 mortgage. Less than two years after moving, Joan files for bankruptcy. Because Joan was living in Maryland for years before moving to Vermont, she must use either Maryland's state homestead allowance or the federal homestead allowance (Maryland gives filers a choice of exemptions). Maryland provides no homestead exemption at all, but the federal homestead exemption is approximately \$21,000. It isn't hard for Joan to figure out that she should use the federal exemption system if protecting the equity in her home is her top priority. However, if Joan's personal property is more important to her, and she would be able to keep more of it using the Maryland state exemptions, she might choose the state exemptions and let the trustee sell her home.

How Appreciation Might Affect the Homestead Cap

As explained above, your homestead exemption will be capped at \$136,875 if you acquired your home within the 40 months prior to filing for bankruptcy and you did not purchase it with the proceeds from selling another home in the same state. A couple of courts have grappled with the question of whether appreciation—in the value of a home purchased more than 40 months before filing—counts as an “acquisition” that might trigger the \$136,875 cap. So far, courts have held that appreciation in a home's value is not an acquisition, and therefore does not subject the owner to the cap. (See, for example, *In re Rasmussen*, 349 B.R. 727 (M.D. Fla. 2006).) If this issue might affect you, talk to a bankruptcy lawyer to find out how courts in your state are handling it.

If you are filing in a state that allows you to choose between the state and federal exemption lists, you are always entitled to use the federal exemptions, regardless of how long you have lived in the state. The federal homestead exemption allows you to protect about \$21,000 in equity, and married couples can double that amount.



CAUTION

The cap also applies to filers who commit certain types of misconduct. No matter how long you have lived in the state where you are filing, your homestead exemption will be capped at \$136,875 if you have been convicted of a felony demonstrating that your bankruptcy filing is abusive, you owe a debt arising from a securities act violation, or you have committed a crime or an intentional, willful, or reckless act that killed or caused serious personal injury to someone in the last five years. The court may decide to lift the cap if it finds that the homestead exemption is reasonably necessary for you to support yourself and your dependents.

Homeowners' Worksheet

Part I. Do you have any equity in your home?

1. Market value of your home \$ _____
2. Costs of sale (if unsure, put 5% of market value) \$ _____
3. Amount owed on all mortgages \$ _____
4. Amount of all liens on the property \$ _____
5. Total of Lines 2, 3, and 4 \$ _____
6. Your equity (Line 1 minus Line 5) \$ _____

If Line 6 is less than zero, skip the rest of the worksheet. The trustee will have no interest in selling your home.

Part II. Is your property protected by an exemption?

7. Does the available homestead exemption protect your kind of dwelling?
 - ☐ Yes. Go on to Line 8.
 - ☐ No. Enter \$0 on Line 11, then continue on to Line 12.
8. Do you have to file a "declaration of homestead" to claim the homestead exemption?
 - ☐ Yes, but I have not filed it yet. (You should. See instructions.)
 - ☐ Yes, and I have already filed it.
 - ☐ No.

9. Is the homestead exemption based on lot size?

- ☐ No, it is based on equity alone. Go to Line 10.
- ☐ No, it is unlimited (true only of the exemptions for Washington, DC).

If you are using the DC exemptions, you can stop here. Your home is protected.

- ☐ Yes. The exemption is limited to property of ____ acres.

If your property is smaller than this limit, you can stop here. Your home is protected. If your property exceeds this limit, see the instructions.

- ☐ Yes, but there is an equity limit as well. The exemption is limited to property of ____ acres.

If your property is smaller than this limit, go on to Line 10. If your property exceeds this limit, see the instructions.

10. Do you own the property with your spouse in "tenancy by the entirety"?

- ☐ Yes. See the instructions and talk to a bankruptcy attorney to find out whether your house is fully protected.
- ☐ No. Go on to Line 11.

11. Is the dollar amount of the homestead exemption limited?

- ☐ Yes. Enter the dollar limit here: \$ _____
- ☐ No dollar limit. You can stop here. Your home is protected.

12. Can you protect more equity with a wildcard exemption?

- ☐ Yes. Enter the dollar amount here: \$ _____
- ☐ No.

13. How much of your equity is protected?

Total of Lines 11 and 12: \$ _____

If the total exceeds \$136,875 and you are subject to the cap on homestead exemptions, write "\$136,875" on this line. See the instructions for more information.

14. Is your home fully protected?

Subtract Line 13 from Line 6: \$ _____

If this total is a negative number, your home is protected. If this total is a positive number, you have unprotected equity in your home, and the trustee might choose to sell it (or allow you to keep it in exchange for cash or exempt property roughly equal in value to your unprotected equity).

Homes in Revocable Living Trusts

Revocable living trusts have become a popular way to pass valuable property on when you die. The property owner creates a trust document naming him- or herself as the trustee, another person as successor trustee to take over when the owner dies, and typically one or more beneficiaries to receive the property upon the owner’s death. When the original property owner dies, the successor trustee steps in and distributes the property to the beneficiaries. All of this happens without going through court. (It’s called a living trust because it takes effect during the property owner’s life, not when he or she dies; it’s revocable because the property owner can undo it any time.)

Legally, the trustee owns the property in the trust, although it’s common to refer to the trust itself as the legal owner of the property. So, if John Henry creates a revocable living trust and puts his house in it, he will be the initial trustee and own his house as “trustee of the John Henry Revocable Living Trust.” If John Henry files for bankruptcy, can he claim a homestead exemption for the house he owns as trustee?

Almost every court to consider this issue has allowed homestead exemptions to be claimed on homes held in the typical revocable living trust. When you create a revocable living trust, you retain actual ownership of the property even though it’s titled as a trust rather than outright ownership, so it’s only fair to allow you to claim an exemption. Despite this court trend, however, it’s probably safest to remove the property from a living trust by executing a new deed (for yourself as trustee(s) to yourself as an individual or married couple). After your bankruptcy, you can execute a new deed placing the property back in the trust.

Line 7: Does the available homestead exemption protect your kind of dwelling?

Only three states do not have a homestead exemption. If you are using the exemptions in one of these three states, enter \$0 on Line 11.

States With No Homestead Exemption

Maryland	New Jersey	Pennsylvania
----------	------------	--------------

For all other states, check the table in Appendix A to see if your type of dwelling is protected. Some types of dwellings may not be covered, including:

- **Mobile homes.** Most states specifically include mobile homes in their homestead exemptions. Other states include any “real or personal property used as a residence.” This would include a trailer, mobile home, or houseboat, as long as you live in it. Some states don’t detail the types of property that qualify as a homestead. If your mobile home does not qualify for a homestead exemption, it would be protected only by the exemption for a “motor vehicle.”
- **Co-ops or condominiums.** Some homestead laws specifically cover co-ops or use language that says the exemption protects “any property used as a dwelling.”
- **Apartments.** Most homestead statutes do not protect apartments, though a few do.

If your type of dwelling is not covered, enter \$0 on Line 11.

If it is unclear whether your type of dwelling is covered by the available homestead exemption, you may need to do some legal research. (See Ch. 10 for help getting started.)

Line 8: Do you have to file a “declaration of homestead” to claim the exemption?

States That May Require a Declaration of Homestead

Alabama	Montana	Utah
Idaho	Nevada	Virginia
Massachusetts	Texas	Washington

To claim a homestead exemption in Virginia, you must have a declaration of homestead on file with the land records office for the county where the property is located when you file for bankruptcy. The other states on this list vary in what they require and when. If you are using exemptions for one of these states, the safest approach is to file a declaration of homestead.

Requiring you to record a declaration before you can get the benefit of a homestead exemption may violate the bankruptcy laws. (*In re Leicht*, 222 B.R. 670 (1st Cir. BAP 1998).) Regardless of the legalities, however, you will be best served by filing your declaration of homestead before you file for bankruptcy.

Other states allow (but do not require) you to file a homestead declaration in certain circumstances. In Texas, for example, you may file a homestead declaration to claim protection for property you own but are not currently living in.

EXAMPLE: John and Doris live in Texas. They have retired and have decided to rent out their spacious country home and move to an apartment closer to town. They can still claim their country home as their homestead by recording a declaration of homestead with the land records office in the county where their country home is.

In some states, a “declared” homestead offers additional protection in situations other than bankruptcy. Also, if you own more than one piece of real estate, some states allow a creditor to require you to file a declaration of homestead to clarify which property you are claiming as your homestead.

Line 9: Is the homestead exemption based on lot size?

Most states place a limit on the value of property you can claim as your homestead exemption, but a few states have no such limits. Find out what kind of homestead exemption system your state uses by looking at the lists below.

Unlimited Homestead Exemption

District of Columbia

If you are lucky enough to be using the District of Columbia exemptions, congratulations: You can skip the rest of this chapter. Your home is not at risk in a Chapter 7 bankruptcy.

Homestead Exemption Based on Lot Size Only

Arkansas	Kansas	Texas
Florida	Oklahoma	
Iowa	South Dakota	

In these states, you can easily determine whether your home is exempt. The homestead exemption is based simply on acreage. Look in Appendix A for the acreage limitation for the state. (In Oklahoma, if you use more than 25% of the property as a business, the one-acre urban homestead exemption cannot exceed \$5,000.)

If your property is smaller than the maximum allowable acreage, your home is fully protected. You can skip the rest of this chapter.

If your property exceeds the maximum allowable acreage, the trustee will sell the excess acreage if you have any equity in it (unless you are able to buy it back from the trustee for a negotiated amount). Enter \$0 in Line 11 of the worksheet.

Homestead Exemption Based on Lot Size and Equity

Alabama	Michigan	Nebraska
Hawaii	Minnesota	Oregon
Louisiana	Mississippi	

These states use the size of your lot and the amount of your equity to determine whether your home is exempt. First look in Appendix A for the state acreage limitation and enter it on Line 9.

If your property exceeds the maximum allowable acreage, the trustee will want to sell the excess acreage (or get the equivalent in value from you) if you have enough equity in it.

If your lot size is within the allowed acreage, your exemption is determined by the equity amount limit. Proceed to Line 10.

Homestead Exemption Based on Equity Alone

Federal exemptions	Maine	Rhode Island
Alaska	Massachusetts	South Carolina
Arizona	Missouri	Tennessee
California	Montana	Utah
Colorado	Nevada	Vermont
Connecticut	New Hampshire	Virginia
Georgia	New Mexico	Washington
Idaho	New York	West Virginia
Illinois	North Carolina	Wisconsin
Indiana	North Dakota	Wyoming
Kentucky	Ohio	

If the state homestead exemption is based on equity alone, or if you are using the federal exemptions, go to Line 10.

Line 10: Do you own the property with your spouse in “tenancy by the entirety”?

If you are married and live in the right state, you may be able to exclude your home from your bankruptcy estate—which means you can keep it, no matter how much equity you own or how large your state’s homestead exemption is—if you own it with your spouse in tenancy by the entirety.

Tenancy by the entirety (TBE) is a form of property ownership available to married couples in about half of the states, some of which have laws that prohibit TBE property from being sold to pay debts that are owed by only one spouse. If this type of law applies, you can keep TBE property, regardless of its value. Some states also protect personal property owned in tenancy by the entirety, such as checking accounts.

To qualify for this type of property protection, all of the following must be true:

- You are married.
- You are filing for bankruptcy alone, without your spouse. If you file jointly, your TBE property is not protected.
- All of the debts you are trying to discharge are yours alone; none are debts that you owe jointly with your spouse.
- You and your spouse own property in one of the states that recognize TBE (see below).

- You and your spouse own the home as tenants by the entirety. In some of these states, the law presumes that married people own their property as tenants by the entirety, unless they specify that they wish to own it in some other way (as joint tenants, for example).

If you meet these five criteria, this protection could be extremely valuable to you. You may want to see a bankruptcy attorney to figure out the best way to take full advantage of it.

States That Recognize TBE

These states recognize TBE home ownership (as does the District of Columbia): Delaware, Florida, Hawaii, Illinois, Indiana, Maryland, Massachusetts, Michigan, Missouri, North Carolina, Ohio, Pennsylvania, Rhode Island, Tennessee, Vermont, Virginia, and Wyoming.

Unlike exemptions, tenancy by the entirety protection generally depends on the law of the state where your property is, not where you live. For example, if you and your spouse live in Minnesota but own a condo in Florida as tenants by the entirety, Florida law protects your condo from being seized to pay debts owed by only one spouse, even though Minnesota law offers no such protection. Recently, however, an Illinois case reached the opposite conclusion: the court found that debtors filing in Illinois could claim tenancy by the entirety protection only for property in Illinois, not for property located in Michigan—even though Michigan is a state that recognizes tenancy by the entirety. (*In re Giffone, Jr.*, 343 B.R. 893 (N.D. Ill. 2006).) If you own property in another state, you should talk to a lawyer to find out whether you can protect it.

Line 11: Is the dollar amount of the homestead exemption limited?

Most states place a dollar limit on the homestead exemption—for example, New York allows you to exempt up to \$50,000 in equity, while Massachusetts allows you to exempt up to \$500,000. If the state homestead exemption you’re using works this way, write down the amount of equity the exemption protects on Line 11. If your state allows you to use the federal exemptions and you plan to do so, write down the federal exemption instead. (See Appendix A for these figures.)

Your Homestead Exemption May Be Reduced If You Converted Nonexempt Property in the Last Ten Years

The 2005 bankruptcy law allows the court to look back ten years before you filed for bankruptcy to find out whether you have converted nonexempt property to exempt property in order to defraud, hinder, cheat, or delay your creditors. If the court finds that you have converted property for one of these reasons, the value of your homestead exemption will be reduced by the value of the property you converted. (11 U.S.C. § 522(o); *In re Maronde*, 332 B.R. 593 (D. Minn. 2005); *In re Lacounte*, 342 B.R. 809 (D. Mont. 2005).)

EXAMPLE: In 2001, Peter sold three nonexempt vehicles for a total of \$10,000, which he used to pay down the equity on his home, which in turn increased the amount of equity he could claim as exempt. In 2010, Peter files for Chapter 7 bankruptcy. Depending on his reasons for selling the cars and paying down his mortgage, Peter may lose \$10,000 worth of homestead protection. If Peter sold his cars so he could keep that money (by putting it into his home) and escape a judgment pending against him, the court might rule that he did so in order to defraud, hinder, cheat, or delay his creditors. If, on the other hand, Peter sold his cars because he legitimately wanted to pay down his mortgage, and he wasn't facing any creditor collection actions at the time, the court would probably find that the conversion was legitimate and would not reduce his homestead exemption.

Our advice? If you undertook any "asset protection" activities in the last ten years and plan to claim a homestead exemption, talk to a lawyer before you file for bankruptcy.

In some states, if you own your home with your spouse and you file jointly for bankruptcy, you can each claim the full homestead exemption amount (called "doubling"). Other states don't allow doubling. When you look at Appendix A, check to see whether doubling is prohibited. If the chart doesn't mention doubling, assume that you and your spouse can double.

Line 12: Can you protect more equity with a wildcard exemption?

Some states allow you to add a wildcard exemption to the amount of your homestead exemption. Although these wildcard amounts are usually small, they might be enough to tip the balance in favor of keeping your home.

Check Appendix A to see whether the state where you're filing has a wildcard exemption you can use for real estate; if so, write the amount on Line 12. If your state doesn't have a wildcard exemption that you can use for real estate, leave this line blank.

Line 13: How much of your equity is protected?

Add Lines 11 (the state homestead exemption available to you) and 12 (any wildcard exemption you can add to your homestead exemption). This is the amount of home equity you can protect in bankruptcy. If you aren't subject to the \$136,875 cap (explained above), write this amount on Line 13.

If you are subject to the \$136,875 cap, it might limit the amount of equity you can protect. If the total of Lines 11 and 12 doesn't exceed \$136,875, it doesn't matter—the cap won't affect you, and you can write the total amount on Line 13. However, if the total is more than \$136,875 and the cap applies, you can protect only \$136,875 in equity. Even if your state law would otherwise allow you to take a larger exemption, you'll be limited to \$136,875, and this is what you should write on Line 13.

Line 14: Is your home fully protected?

Subtract Line 13 from Line 6, and enter the total on Line 14. If you generate a negative number, all of your home equity should be protected by the applicable exemptions, if your estimates are correct. The trustee probably won't have your home sold, because there would be no proceeds left over (after your mortgage holder was paid off and you received your exempt amount of equity) to pay your unsecured creditors.

If, however, you generate a positive number, your equity exceeds the applicable exemption—in other words, you have unprotected equity in your home. If your estimates are right, the trustee can force the sale of your home to pay off your creditors, unless you can pay the trustee the value of your unprotected equity (perhaps by selling property that would otherwise be exempt).

From the proceeds of the sale, your secured creditors will be paid the amounts of their mortgages, liens, and so forth; you will receive the amount of your exemption; and your unsecured creditors will get the rest.

If you have unprotected equity, you shouldn't file for Chapter 7 bankruptcy if you want to keep your house. The trustee will almost certainly sell your home, unless you can come up with the cash to keep it. You'll probably fare better—and hold on to your home longer—by using your equity to help pay off your debts, either directly or through a reverse mortgage, or to fund a Chapter 13 reorganization plan. Some of these strategies are discussed in “Ways to Keep Your House,” below.



CAUTION

This worksheet is for estimate purposes only. If this worksheet shows that your equity is equal to or near the maximum amount of your state's homestead exemption, take note: The trustee can challenge the value you claim for your home and may determine that it's worth more than you think. If this happens, and the trustee concludes that your equity exceeds the amount you can claim as exempt, the trustee may seek to have your home sold. If your estimates show that you might be close to the exemption limit, get some advice from an experienced bankruptcy lawyer.

Ways to Keep Your House

If you have nonexempt equity in your home and would lose it if you filed for bankruptcy, you probably want to explore other options. We outline some of them here, but you should ask an experienced bankruptcy lawyer for help.

Reduce Your Equity Before Filing for Bankruptcy

If you can reduce your nonexempt equity before you file, you may be able to pay off your other debts and avoid bankruptcy. And, if you later file for bankruptcy, you may be able to save your home.

There are two ways to reduce your equity:

- borrow against the equity, or
- sell part ownership of your house.

You can use the proceeds to buy exempt property or to pay off other debts.



CAUTION

Consult a local bankruptcy lawyer before reducing your equity. If you file for bankruptcy after reducing your equity, the bankruptcy court in your area might view your actions as an abuse of the bankruptcy process and dismiss your bankruptcy petition. This is more likely if you reduced your equity within two years of filing. How to stay out of trouble is covered in Ch. 3.

Borrow Against Your Equity

If you borrow against your equity, you won't reduce your overall debt burden. You may be able to lower your overall monthly bills, however, if you can get a lower interest rate or a longer-term equity loan to pay off short-term, high-interest debts. You can also fully deduct the interest you pay on home equity loans from your income taxes.

Be careful when you shop for a loan. Many lenders offer loans with very high rates to people in financial trouble. Although you may be desperate to save your home, taking out another loan with high interest rates or high costs and fees will only get you into deeper financial trouble. Also, be extra cautious about taking out a loan with a balloon payment (a large lump sum of money due at the end of the loan term). If you can't make the balloon payment when it comes due, you will lose your home. Most people can't come up with \$25,000, \$50,000, or \$100,000 all at once. You might be able to refinance your home to pay off the balloon, but don't count on it.



CAUTION

Beware foreclosure scams. When people are close to foreclosure, they become targets for an army of con artists who have descended into their communities to give them one last kick. Unless you know the person who is offering to help you save your home—for instance, a neighborhood real estate or mortgage broker, or a community bank or credit union—we recommend that you decline all offers of foreclosure assistance unless you first consult with a HUD-approved nonprofit housing counselor (see “How to Find a HUD-Approved Housing Counselor,” above). Nolo's [The Foreclosure Survival Guide](#) has a large section on the various scams and some dos and don'ts that will help you avoid being a victim.

Sell Some of Your Equity

Another way to protect your equity is to sell some of your house. By owning your home jointly with someone else, your equity is reduced.

Selling a portion of your equity may appeal to you—after all, what you need now is more cash, not another monthly bill. Perhaps a friend or relative would be willing to buy a half share in your home. If you pursue this strategy, you may need to wait two years after the sale before filing for bankruptcy. Otherwise, the bankruptcy trustee might void the sale, especially if it appears that you gave your friend or relative a bargain on the price.

Even two years may not be sufficient in some courts if the judge views your actions as defrauding your creditors. (See Ch. 3.) Be sure to consult a bankruptcy attorney who is aware of local practice before you try this.

Also, think long and hard about whether you want to share ownership of your home. A co-owner can sell his or her interest, force a sale of the property, die and leave it to someone else, and so on. Again, consult a bankruptcy lawyer before you sell. This strategy can be fraught with complications and traps for the uninformed.

Consider a Reverse Mortgage

If you are at least 62 years old and you own substantial equity in your home, a reverse mortgage may be just the ticket. When you get a reverse mortgage, you borrow against your home equity and receive monthly payments that you can use to fix your home, pay down your debts, or pay them off altogether. This allows you to use your equity without getting deeper into the type of debt trouble that might cause you to lose your home.

You don't have to pay a reverse mortgage loan back during your lifetime—instead, the loan is collected after your death, from your home equity. Of course, this also means that your heirs are less likely to inherit your home (it may have to be sold to pay off the reverse mortgage). For more information about reverse mortgages, visit the website of the Federal Trade Commission, at www.ftc.gov (select “Consumer Protection,” then “Consumer Information,” then “Credit & Loans”).

If You File for Bankruptcy

If you do file for Chapter 7 bankruptcy, you may be able to keep the trustee from selling your house through one of the following methods:

- **Offer to substitute cash for the amount of nonexempt equity.** You may be able to convince the trustee not to sell your house if you can come up with as much cash as would be available from the proceeds to pay unsecured creditors. You may be able to raise the cash by selling exempt property or using income you earn after you file.

EXAMPLE: The Robertsons have approximately \$5,000 of nonexempt equity in their home. All of their home furnishings are exempt. After discussing the matter with the trustee, they sell three pieces of furniture and a camera for a total of \$1,800 and scrape together \$2,700 extra cash from income earned since they filed for bankruptcy. They offer the cash to the trustee as a substitute for the nonexempt equity. The trustee accepts the money, because the creditors will end up with almost as much as they would have gotten if the home were sold—and the trustee will be spared the hassle and expense of selling the Robertsons' home.

- **File for (or convert to) Chapter 13 bankruptcy.** Chapter 13 bankruptcy lets you pay your debts out of your income rather than by selling your property. If you file for Chapter 13 bankruptcy, you won't have to give up your home, even if you have nonexempt equity. (However, you will have to pay your unsecured creditors at least the value of your nonexempt property over the life of your plan.) Chapter 13 bankruptcy also permits you to spread out repayments of missed installments, taxes, and late charges on a mortgage. And, if your lender has begun foreclosure proceedings, Chapter 13 bankruptcy can halt them as long as your house hasn't yet been sold. (For more information on Chapter 13, see *Chapter 13 Bankruptcy: Keep Your Property & Repay Debts Over Time*, by Stephen Elias and Robin Leonard (Nolo).)

You can convert to Chapter 13 bankruptcy any time during a Chapter 7 bankruptcy proceeding. If you miss mortgage payments after you file for Chapter 7 bankruptcy, however, some courts won't let you include them in your Chapter 13 repayment plan. So try to make all payments due after you file for Chapter 7.

**CAUTION**

If the lender refuses your payments. As explained in “How Bankruptcy Affects a Typical Homeowner,” above, mortgage lenders sometimes refuse to accept payments once you file for bankruptcy. If this happens to you, deposit the payments in a separate account solely for this purpose. This will help you make sure you have enough money to pay off what you owe once your bankruptcy ends. ●

Secured Debts

Secured Debts	91
Security Interests.....	91
Nonconsensual Liens.....	91
How Chapter 7 Bankruptcy Affects Secured Debts	92
Eliminating Liens in Bankruptcy	93
If You Don't Eliminate Liens	93
Ways to Deal With Secured Debts in Bankruptcy	94
Surrender Property	94
Avoid Liens	94
Redeem Property	98
Reaffirm a Debt.....	99
Pay Off the Lien Later in a Follow-Up Chapter 13 Bankruptcy.....	102
Lien Elimination Techniques Beyond the Scope of This Book.....	102
Choosing the Best Options	102
What Property Should You Keep?	102
Real Estate or Motor Vehicles	103
Exempt Property	104
Nonexempt Property.....	104
Step-by-Step Instructions	106
How to Surrender Property.....	106
How to Avoid Liens on Exempt Property.....	106
How to Redeem Property	121
How to Reaffirm a Debt	122

This chapter explains how bankruptcy law handles secured debts. First, you'll learn how to tell whether a debt is secured. Then, we explain what happens to secured debts in bankruptcy. We cover ways to turn secured debts into unsecured debts and why that's important. Finally, we provide step-by-step, do-it-yourself instructions for some simple procedures for handling secured debts. (If you opt for one of the complex procedures, we explain the basics, but you'll probably need the help of a lawyer.)

Along the way, you'll need to learn a bit of peculiar terminology and a few detailed rules, but it's worth it: You might be able to save a lot of money and property you'd otherwise lose.

Before we get into the details and the paperwork, here's a brief summary of what's likely to happen to your secured debts and the property that secures them. First, the bad news:

- If you have a mortgage on your home or a home equity loan, bankruptcy will get rid of the debt, but not the underlying lien.
- If the government has a lien on your home for unpaid taxes, you can't remove it even if the tax debt itself is discharged in your bankruptcy.

Now, the good news:

- If your property has a lien on it because of a judgment that someone got against you in civil court (a money judgment), you can often get the lien removed. While you can do this yourself (it's called lien avoidance), it's typically more difficult than the bankruptcy itself.
- If you want to get out from under your loan and return the property without any further liability, you can do it in your bankruptcy case. This is called "surrendering" the collateral.
- If you owe a lot more than the collateral is worth, you can redeem it—that is, buy the property at its replacement value (what you could buy it for, considering its age and condition). You'll need to come up with a lump-sum payment or arrange for financing; creditors rarely accept installment payments.
- If you aren't in a position to redeem the property but are current on your payments, you may be able to get rid of (discharge) the underlying debt and keep your property by staying current. This is called the "ride-through" option.

Understanding the Ride-Through Option

The ride-through option gives you the best of both worlds: You keep the property and get rid of the debt. The lender will still have a lien on the property but it can't enforce the lien as long as you keep up your payments and comply with the other conditions of the loan (maintaining insurance coverage, for example). When you have paid off what you owed on the loan (before it was discharged in your bankruptcy), the lender will release the lien and you'll own the property free and clear. Whether you can use this option will depend on your lender. If the lender wants to keep you on the hook for the debt, it will refuse your payments and send you a "reaffirmation agreement" to file with the court (discussed in detail later in this chapter). A reaffirmation agreement looks pretty much like your old loan agreement, although you might be able to negotiate better terms.

That's the big picture for the most common kinds of secured debts. Now it's time to learn the details about:

- which of your debts are secured
- which secured debts you can turn into unsecured ones (via lien avoidance), and
- how to deal with the debts that remain secured.



CROSS-REFERENCE

Dealing with leased cars and other property. This

chapter addresses secured debts—debts secured by collateral that the borrower is purchasing or already owns. However, many people choose to lease rather than purchase their car (and equipment and commercial space, if they are in business). You must list all leases on Schedule G, then indicate on your Statement of Intention whether you will assume the lease (meaning the lease will continue in effect as if you'd never filed for bankruptcy) or reject the lease (meaning you can walk away from all rights and obligations under the lease). You can find more information on leases in bankruptcy, and how to complete these forms, in Ch. 6.

Secured Debts

A secured debt is linked to a specific item of property, called collateral, that guarantees payment of the debt. If you don't pay, the creditor is entitled to take the collateral. Mortgages and car loans are examples of secured debts.

There are two kinds of secured debts: those you agree to, such as a mortgage, and those created without your consent, such as a lien the IRS records against your property because you haven't paid your taxes. When you fill out your bankruptcy forms, you must list all of your secured debts on Schedule D. (Ch. 6 explains how to do this.)

Security Interests

Security interests are liens you've agreed to. If you agree to pledge property as collateral—that is, as a guarantee that you will pay a debt—the lien on your property is called a security interest. If you signed a security agreement, it may well have given the creditor the right to take the property (the collateral) if you miss a payment.

Here are some common examples of security interests:

- **Mortgages.** Called deeds of trust in some states, mortgages are loans to buy or refinance a house or other real estate. The real estate is collateral for the loan. If you fail to pay, the lender can foreclose.
- **Home equity loans.** You can borrow against the equity in your home to get money to pay for work on your house or to spend on other things, such as tuition or a car. The house is collateral for the loan. If you fail to pay, the lender can foreclose.
- **Loans for cars, boats, tractors, motorcycles, or RVs.** Here, the vehicle is the collateral. If you fail to pay, the lender can repossess it.
- **Store charges with a security agreement.** Almost all store purchases on credit cards are unsecured. Some stores, however (notably Sears) print on the credit card slip or other receipt that the store “retains a security interest in all hard goods (durable goods) purchased” or make customers sign security agreements when they use their

store charge card. For example, if you buy a major appliance on credit, the store may require you to sign a security agreement in which you agree that the item purchased is collateral for your repayment. If you don't pay back the loan, the seller can take the property. (In Vermont, a bankruptcy court has ruled that store charges are unsecured, not secured, under Vermont state law. (*In re Oszejca*, 199 B.R. 103 (D. Vt. 1996).)

- **Title or personal loans from banks, credit unions, or finance companies.** Often you must pledge valuable personal property, such as a paid-off motor vehicle, as collateral for this type of loan.

Nonconsensual Liens

A creditor can, in some circumstances, get a lien on your property without your agreement. These are called nonconsensual liens. In theory, a nonconsensual lien gives the creditor the right to force the sale of the property in order to get paid. In practice, however, few creditors force a sale of property because so much time and expense are involved. Instead, they wait until you sell or refinance the property, when the lien must be paid off to give the new owner or lender clear title to the property.

Types of Nonconsensual Liens

There are three major types of nonconsensual liens:

- **Judicial liens.** A judicial lien can be imposed on your property only after somebody sues you and wins a money judgment against you. In most states, the judgment creditor then must record (file) the judgment with the county or state and the recorded judgment creates the lien on your real estate in that county or state. In a few states, a judgment entered against you by a court automatically creates a lien on the real estate you own in that county—that is, the judgment creditor doesn't have to record the judgment to get the lien.
- **Statutory liens.** Some liens are created automatically by law. For example, in most states, when you hire someone to work on your house, the worker or supplier of materials automatically gets a mechanic's lien (also called a materialman's lien) on the house if you don't pay. So does a

homeowners' association, in some states, if you don't pay your dues or special assessments.

- **Tax liens.** Federal, state, and local governments have the authority to impose liens on your property if you owe delinquent taxes. If you owe money to the IRS or another taxing authority, the debt is secured *only* if the taxing authority has recorded a lien against your property (and you still own the property) or has issued a notice of tax lien and the equity in your home or retirement plan is sufficient to cover the amount of the debt.

Property Affected by Nonconsensual Liens

Identify the property affected by each nonconsensual lien. If you are like most people, the property most likely to be affected by such liens is your house and your car—but not always. Let's look at this by type of lien.

- **Judicial liens.** In every state, a judicial lien affects real estate you own in the county where the lien is recorded or the judgment is entered. In most states, a judicial lien does not cover your personal property.

However, in some states, a judicial lien also affects your personal property in the county. And that's not the end of it. A judgment creditor can also file the judgment with the state motor vehicles department, imposing a lien on any car, truck, motorcycle, or other motor vehicle you own. You may not know about this lien until the creditor files a claim with the bankruptcy court describing its interest as secured, or until you check with the motor vehicles department.

Typically, recorded judgment liens like these will attach to property that you acquire later. For example, a judgment may be recorded in your county land records office even if you don't own any real estate. If you buy some real estate a few years later, you'll discover that it is now burdened by that pesky old lien that was just sitting there, waiting for you to make a move.

- **Statutory liens.** Statutory liens affect your real estate only.
- **Tax liens.** A lien recorded by a local government for unpaid property tax affects your real estate. Similarly, if your state taxing authority sends you a bill and you don't contest it or pay it, the state can record a tax lien against your real estate in

that state. And, if you don't pay an IRS bill, the IRS can record a Notice of Federal Tax Lien at your county land records office or your Secretary of State's office. While the lien attaches to all of your property, for practical purposes a lien will be valid only if your real estate, retirement account, or bank account contains enough equity to cover the debt.

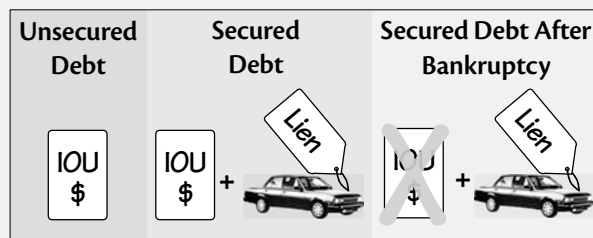
How Chapter 7 Bankruptcy Affects Secured Debts

Bankruptcy has a different effect on secured debts than on other kinds of debts, because a secured debt consists of two parts:

- The first part is no different from an unsecured debt: It is personal liability for the debt, which is what obligates you to pay the debt to the creditor. Bankruptcy wipes out your personal liability if the debt is dischargeable. (See Ch. 9.) Once your personal liability is eliminated, the creditor cannot sue you to collect the debt.
- The second part of a secured debt is the creditor's legal claim (lien or security interest) on the property that is collateral for the debt. A lien gives the creditor the right to repossess the property or force its sale if you do not pay the debt. The claim sticks with the property even if you give it to someone else. Bankruptcy, by itself, does not eliminate liens. But, during bankruptcy, you may be able to take additional steps to eliminate, or at least reduce, liens on secured property.

Secured Debts and Bankruptcy

Bankruptcy eliminates your personal liability for secured debts, but the creditor's lien remains. Sometimes you can take further steps in bankruptcy to eliminate or reduce a lien.



EXAMPLE: Mary buys a couch on credit from a furniture store. She signs a contract agreeing to pay for the couch over the next year. The contract also states that the creditor (the store) has a security interest in the couch and can repossess it if any payment is more than 15 days late. In this type of secured debt, Mary's obligation to pay the debt is her personal liability, and the store's right to repossess the couch is the lien. Bankruptcy eliminates her obligation to pay for the couch, but the creditor retains its lien and can repossess the couch if she doesn't pay.



CAUTION

You may lose property if you have nonexempt equity. Remember, if your equity in collateral securing a debt is higher than the exemption you can claim in it, the trustee can take the collateral, sell it, pay off the secured creditor, pay you your exemption amount, and distribute the balance to your unsecured creditors. Fortunately, most filers are upside down on their secured debts—that is, they owe more than the collateral is worth, primarily because of the interest figured into their payments and, in the case of personal property, the depreciation of the property's value over time. In these situations, the trustee has no interest in taking the property. The proceeds would all go to the secured creditor and nothing would be left to distribute to unsecured creditors. The filer could then use one of the options discussed in this section.

Eliminating Liens in Bankruptcy

As mentioned above, there are several steps you can take during bankruptcy to eliminate or reduce liens. But these procedures are neither automatic nor required: You have to request them.

The most powerful of these procedures lets you eliminate (avoid) some types of liens on certain kinds of exempt property without paying anything to the creditor. (See Ch. 3 for a definition of exempt property.) With the lien eliminated, you get to keep the property free and clear without paying anything more to the creditor.

Other procedures let you eliminate a creditor's lien (and keep the property) by paying the creditor either

the amount of the lien or the current replacement value of the property, whichever is less.

Finally, you can rid yourself of a lien simply by surrendering the property to the creditor.

The choice of which procedure to use for each item of secured property is up to you.

If You Don't Eliminate Liens

If you take no steps to eliminate a lien as a part of your bankruptcy case, the lien will survive your bankruptcy intact, and the creditor will be free to take the property or force its sale. Fortunately, the courts are very liberal about reopening a case to allow a debtor to file a motion to avoid a lien. So if, after your bankruptcy case is over, you discover a lien that you missed while your bankruptcy case was open, don't worry. Reopening a bankruptcy is a routine procedure.

If the property is valuable and could be easily resold (an automobile, for example), the creditor will surely repossess the item at the first opportunity unless you agree to keep your payments current. (See "Ways to Deal With Secured Debts in Bankruptcy," below.) If, however, the property is of little value and not worth the cost of repossessing (such as Mary's couch), the creditor may do nothing.

If the property is of the type with a "title" or ownership document, such as a house or car, and the creditor does nothing, the lien simply remains on the property until you sell it. At that time, the lien must be paid out of the proceeds of the sale if the buyer wants to have clear title to the property. On the other hand, if the property has no ownership title document, as would be the case with Mary's couch, a computer, or a washer and dryer set, the creditor has no practical way to enforce the lien. In some cases, if the property is declining in value and it is clear that you aren't going to take steps to keep it, the creditor might ask for the bankruptcy court's permission to take the property even before your bankruptcy case is over. For example, if you own a new photocopier subject to a security interest and the copier depreciates in value at a fairly steep rate (say, 30% a year), the creditor would want it back as soon as possible to get the highest price on resale.

Ways to Deal With Secured Debts in Bankruptcy

There are several ways to deal with secured debts in bankruptcy. Some options are included on the official Statement of Intention form (covered in Ch. 6); others are not. All but the first option allow you to keep property. These options are explained below, beginning with a description of each option, then going into advantages, disadvantages, restrictions, when it makes sense to use that option, and how it works.

You may want to skim through these options for now, and then refer back to them as you read “Choosing the Best Options,” below. That section discusses which strategy is best for specific kinds of property, including houses and cars.



CAUTION

If you fail to choose. In many situations, none of the options listed below will appeal to you. But if you fail to choose, the creditor will be entitled to take back the collateral unless your right to keep it is guaranteed by state law.

Surrender Property

Description. Surrendering secured property simply means allowing the creditor to take it back or foreclose on the lien. It completely frees you from the debt—giving back the property satisfies the lien, and the bankruptcy discharges your personal liability.

Advantages. A quick and easy way to completely rid yourself of a secured debt.

Disadvantages. You lose the property.

Restrictions. None. You can surrender any kind of property to get rid of any kind of lien.

When to use it. For property that you don’t need or want or that would cost too much to keep.

How it works. You simply list the property as surrendered on your Statement of Intention and send a copy of the form to the creditor within 45 days after you file for bankruptcy. It’s then up to the creditor to contact you to arrange a time to pick up the property. You must make the property available to the creditor within 30 days after the first creditors’ meeting. If the creditor never takes the property, it’s yours to keep. (This might happen if, for example, the lien is on your household furniture that is

a couple of years old and not worth the cost of picking it up, storing it, and selling it at auction.) We provide step-by-step instructions for surrendering property at the end of this chapter.

Avoid Liens

Description. Lien avoidance is a procedure by which you ask the bankruptcy court to “avoid” (eliminate or reduce) liens on some types of exempt property. (As explained below, you may not avoid liens on real estate or on most cars, which greatly limits the usefulness of this remedy.)

How much of a lien can be avoided depends on the value of the property and the amount of the exemption. If the property is entirely exempt or is worth less than the legal exemption limit, the court will eliminate the entire lien, and you’ll get to keep the property without paying anything. If the property is worth more than the exemption limit, the lien will be reduced to the difference between the exemption limit and either the property’s value or the amount of the debt, whichever is less. (11 U.S.C. § 522(f)(2).)

EXAMPLE: A creditor has a \$500 lien on Harold’s guitar, which is worth \$300. In Harold’s state, the guitar is exempt only to \$200. He could get the lien reduced to \$100. The other \$400 of the lien is eliminated (avoided).

\$500 lien	\$300 = value of item
– 200	= exemption amount
<u>\$100</u>	= amount of lien remaining after lien avoidance

Advantages. Lien avoidance costs nothing, involves only a moderate amount of paperwork, and allows you to keep property without paying anything. It is the best and most powerful tool for getting rid of liens.

Disadvantages. Some paperwork is involved. Also, by trying to avoid a lien on exempt property, you may reopen the issue of whether the property is exempt in the first place. This may happen if the property was deemed exempt by default (that is, the property is exempt because the trustee and creditors failed to timely challenge your claim of exemption). Some courts have allowed creditors to raise the issue of the property’s exempt status at a hearing on a motion to avoid a lien.

As a practical matter, however, motions to avoid a lien are usually not contested.

Restrictions. Lien avoidance has several important restrictions, which depend on whether you agreed to the lien (that is, the lien is a security interest) or the lien is nonconsensual. Here are the rules.

Security Interests

A security interest (a secured debt you agree to) can be avoided only if it meets the three criteria listed below:

1. The lien must be the result of a loan that you obtained by pledging property you already own as collateral.

This is called a “nonpossessory, non-purchase-money security interest.”

That sounds complicated, but it makes sense when you break it down:

- Nonpossessory means the creditor does not physically keep the collateral you’ve pledged as collateral. You keep it in your possession; the creditor only retains a lien on it. (In contrast, if you leave your property at a pawn shop to get a loan, that is a possessory security interest—for which this lien avoidance procedure is not available.)
- Non-purchase-money means that you didn’t use the money you borrowed to purchase the collateral.
- Security interest means the lien was created by a voluntary agreement between you and the creditor.

The most common examples of nonpossessory, non-purchase-money security interests are home equity loans and personal loans for which a car is pledged as collateral. Unfortunately, as explained below, these two most common types of collateral are not included in the list of property for which you can use this remedy. Consequently, the situations in which you can use this procedure, as a practical matter, are quite limited.

2. The property you pledged must be exempt under the exemption system you are using. (Remember that domicile requirements may limit the exemptions available to you—see Ch. 3 for more information.)

3. The collateral you pledged must fall into one of these categories:

- household furnishings, household goods, clothing, appliances, books, and musical

What Are Household Goods?

Under the new bankruptcy law, household goods are limited to:

- clothing
- furniture
- appliances
- one radio
- one television
- one VCR
- linens
- china
- crockery
- kitchenware
- educational equipment and materials primarily for the use of your minor dependent children
- medical equipment and supplies
- furniture exclusively for the use of your minor children, or your elderly or disabled dependents
- your personal effects (including your wedding rings and the toys and hobby equipment of your minor dependent children) and those of your dependents, and
- one personal computer and related equipment.

Items in the following categories are not considered to be household goods, and you cannot avoid liens on them:

- works of art (unless they were created by you or a relative)
- electronic entertainment equipment with a fair market value of more than \$550 total (not including the one television, one radio, and one VCR listed above)
- items acquired as antiques that have a fair market value of more than \$550 total
- jewelry (other than wedding rings) that has a fair market value of more than \$550 total, and
- a computer (excluding the personal computer and related equipment listed above), motor vehicle (including a tractor or lawn tractor), boat, motorized recreational device, conveyance vehicle, watercraft, or aircraft.

instruments or jewelry that are primarily for your personal, family, or household use

- health aids professionally prescribed for you or a dependent

- animals or crops held primarily for your personal, family or household use (but only the first \$5,575 of the lien can be avoided), or
- implements, professional books, or tools used in a trade (yours or a dependent's), but only the first \$5,575 of the lien can be avoided.

A security interest cannot be removed from real estate or from a motor vehicle unless the vehicle is a tool of your trade. Generally, a motor vehicle is not considered a tool of trade unless you use it as an integral part of your business—for example, if you do door-to-door sales or delivery work. It is not considered a tool of trade if you simply use it to commute, even if you have no other means of getting to work.

Nonconsensual Liens

A nonconsensual lien (a secured debt you didn't agree to) can be avoided only if it meets two criteria:

- The lien must be a judicial lien.
- You must be able to claim the property as exempt.

If these two conditions are met, you can remove nonconsensual liens from any exempt property, including real estate and cars.

When to use it. Use lien avoidance whenever possible, especially if a lien can be completely wiped out. Even if you don't need the property, you can avoid the lien, sell the property, and use the money for things you do need.

Eliminating Judicial Liens on Oversecured Property

To determine whether you can eliminate a judicial lien, apply this simple formula. Add the following items:

- all consensual liens on the property (for example, a mortgage and home equity loan)
- all tax liens, and
- your exemption amount.

If the total of all these items is greater than the value of the property, then you can completely eliminate judicial liens on the property. The Judicial Lien Worksheet, below, will help you do the math. Here are a few sample calculations:

EXAMPLE A

Value of property.....	\$200,000
Mortgage.....	100,000
Second mortgage	20,000
Exemption	10,000
TOTAL	130,000
Amount available for judicial liens	70,000
Amount of judicial lien.....	30,000
RESULT: Lien cannot be eliminated.	

EXAMPLE B

Value of property.....	\$200,000
Mortgage.....	150,000
Second mortgage	20,000
Exemption	10,000
TOTAL	180,000
Amount available for judicial liens	20,000
Amount of judicial lien.....	30,000
RESULT: \$10,000 of lien can be eliminated, \$20,000 of lien cannot be eliminated.	

EXAMPLE C

Value of property.....	\$200,000
Mortgage.....	160,000
Second mortgage	40,000
Exemption	10,000
TOTAL	210,000
Amount available for judicial liens	0
Amount of judicial lien.....	30,000
RESULT: Judicial lien can be completely eliminated.	

One more point to remember: For the purposes of bankruptcy lien avoidance provisions, judicial liens get the lowest priority, behind consensual liens and tax liens, regardless of when the liens were placed on the property and regardless of what state law says. So, in Example C above, it would not matter if the \$30,000 judgment lien was created before or after the \$40,000 second mortgage: The judicial lien can be eliminated either way.

Judicial Lien Worksheet

1. Value of your home.....\$ _____

2. Amount of first mortgage\$ _____

3. Amount of other mortgages and home equity loans\$ _____

4. Amount of tax liens\$ _____

5. Amount of mechanics' liens.....\$ _____

6. Total of Lines 2 through 5.....\$ _____
(Total of all liens that are not judicial liens)

If Line 6 is greater than Line 1, you can stop here—you can eliminate all judicial liens. Otherwise, go on to Line 7.

7. Line 1 minus Line 6.....\$ _____
This is the amount of equity you can protect with an exemption.

8. Exemption amount\$ _____

If Line 8 is greater than Line 7 you can stop here—you can eliminate all judicial liens. Otherwise, go on to Line 9.

9. Line 7 minus Line 8.....\$ _____
This is the amount of the judicial liens that you can't eliminate.

10. Amount of judicial liens.....\$ _____

If Line 9 is greater than Line 10, you can stop here—you cannot eliminate judicial liens from this property. Otherwise, go on to Line 11.

11. Line 10 minus Line 9.....\$ _____
This is the portion of the judicial lien that you can eliminate. (Line 9 is the portion of judicial lien you cannot eliminate.)

To keep things simple, you may want to avoid liens only on property that is completely exempt. Then the lien will be eliminated entirely and you'll own the property free and clear, without paying anything to the creditor.

Even partial lien avoidance can be beneficial, but sooner or later you'll have to pay the remaining amount of the lien to the creditor if the property has a title document or is subject to repossession or foreclosure on what's left of the lien. Most often, you'll have to pay off the lien in a lump sum, but some creditors may be willing to accept installments, especially if you compromise on the value of the lien.

How it works. You request lien avoidance by checking the column "Property is claimed as exempt" on the Statement of Intention and typing and filing a motion. (Complete instructions for preparing and filing a motion to avoid a lien are at the end of this chapter.) Although it may sound complicated, lien avoidance is usually a routine procedure that doesn't take much time.

Redeem Property

Description. In bankruptcy, you have the right to "redeem" property, which involves buying it back from the creditor rather than having the creditor take it and sell it to someone else. You pay the creditor the property's current replacement value (what you would have to pay a retail vendor for that type of property, considering its age and condition), usually in a lump sum.

In return, the creditor delivers title to you in the same manner as if you had followed through on your original agreement. You then own the property free and clear.

EXAMPLE: Susan and Gary owe \$500 on some household furniture with a replacement value of \$200. They can keep the furniture and eliminate the \$500 lien by paying the creditor the \$200 replacement value within 30 days after the first creditors' meeting.

Advantages. Redemption is a great option if you owe more than the property is worth. The creditor must accept the current replacement value of the item as payment in full. If you and the creditor are unable to agree on the replacement value of the property, the court will decide the issue in a proceeding called a

"valuation" hearing. (Ch. 3 explains how to figure out the replacement value of various types of property.)

Disadvantages. For most debtors, redemption will require an immediate lump sum payment of the value of the item. It may be difficult for you to come up with that much cash on short notice. You can try to get the creditor to voluntarily accept your redemption payments in installments, but courts cannot require creditors to accept installment payments.



TIP

Loans may be available. Some companies specialize in making loans to people seeking to redeem their collateral in bankruptcy. For more information about the companies and when it might make sense to use one of them, see www.legalconsumer.com, a bankruptcy resource website created by this book's coauthor, Albin Renauer.

Restrictions. You have the right to redeem property only if all of the following are true:

- The debt is a consumer debt. This means it was incurred "primarily for a personal, family, or household purpose." This includes just about everything except business debts.
- The property is tangible personal property. Tangible property is anything you can touch. A car, furniture, a boat, a computer, and jewelry are all examples of tangible property. Stocks are intangible. The property must also be personal property, which simply means it can't be real estate.
- The property is either:
 - claimed as exempt (exempt property is explained in Ch. 3), or
 - abandoned by the trustee. A trustee will abandon property that has little or no nonexempt value beyond the amount of the liens. The trustee may notify you of the abandonment or may simply wait for your discharge to be granted, at which time the property is deemed to have been abandoned. Either way, once the property is abandoned, you can redeem it by paying the secured creditor its replacement value. If you know you'll want to redeem an item of property if the trustee abandons it, check the "redeem" column on the Statement of Intention (covered in Ch. 6). If

you haven't done this and the trustee abandons the property, you may have to amend your Statement of Intention. Call the trustee to find out. (Ch. 7 explains how to amend a form.)

When to use it. Use redemption only if you owe more than it would cost to purchase the property and lien avoidance is not available. Redemption usually makes sense for keeping small items of household property, because raising money for the lump sum payment probably will not be that difficult.

Redemption can also be used for cars, which are not eligible for lien avoidance and are likely to be repossessed if a lien remains after bankruptcy and you don't agree to keep making payments. If the creditor won't agree to installment payments, however, raising the cash necessary to redeem a car may be difficult.

How it works. You and the creditor must agree on the value of the property, then draft and sign a redemption agreement. Agreeing on the replacement value may take a little negotiation. Sometimes, you can get the creditor to agree to accept payments in installments by agreeing to a higher value. Whatever you agree to, put it in the redemption agreement. Sample agreements and full instructions are at the end of this chapter.

How to Value Your Car

The best website to check for a used car's retail value (its replacement value) is the National Auto Dealers Association, www.nadaguides.com. The site posts an average resale value for particular cars, which will usually be sufficient proof of the vehicle's value. You can also check the *Kelley Blue Book* (www.kbb.com) for the value of cars in various conditions. You'll notice that older cars in poor condition are not valued by these sites. For instance, if your car has serious body damage or an expensive, looming mechanical failure, you can reasonably place a value of \$0 on the vehicle and negotiate from there.

Reaffirm a Debt

Description. When you reaffirm a debt, both the creditor's lien on the collateral and your personal liability

under the reaffirmation agreement survive bankruptcy intact—often, just as if you never filed for bankruptcy.

There are two official forms you must use to reaffirm a debt: a form cover sheet (Form 27), that will be in use starting December 2009, and the reaffirmation form itself (Form 240A). (You'll find copies of both in Appendix C.) Most large creditors will complete the paperwork, ask you to sign it, and file it with the court. If you're dealing with a smaller creditor, you may have to do all of the work. Ultimately, the burden is on you to reaffirm the debt by filing the forms in court, if the creditor doesn't do it for you. If no forms are filed, you risk losing the property.

If you default on your payments once your bankruptcy case is over, the creditor can repossess the collateral. You can also be held liable for the difference between what the property is resold for and what you still owe under the agreement. This is called a "deficiency balance." Nearly all states permit deficiency balances for most types of property. About half of the states, however, don't allow them on repossessed personal property if the original purchase price was less than a few thousand dollars.

You can cancel a reaffirmation agreement by notifying the creditor before either of the following, whichever occurs later:

- the date of your discharge, or
- 60 days after you filed the reaffirmation agreement with the bankruptcy court (this often happens at the discharge hearing).

If your case is already closed, however, you will not be able to switch to the other options listed in this chapter.

Advantages. Reaffirmation can be used when lien avoidance and redemption are unavailable or impractical. It provides a sure way to keep property, as long as you abide by the terms of the reaffirmation agreement.

Disadvantages. Because reaffirmation leaves you personally liable, there is no way to "walk away" from the debt, even if the property becomes worthless or you simply decide you no longer want it. You'll still be legally bound to pay the agreed-upon amount even if the property is damaged or destroyed. And because you can't file for Chapter 7 bankruptcy again until eight years have passed since your earlier bankruptcy discharge, you'll be stuck with the debt.

EXAMPLE: Tasha owns a computer worth \$900. She owes \$1,500 on it. She reaffirms the debt for the full \$1,500. Two months after bankruptcy, she spills a soft drink into the disk drive and the computer is a total loss. Now, she has not only lost the computer, but, because she reaffirmed the debt, she still has to pay the creditor \$1,500.

Restrictions. Reaffirmation can be used with any kind of property and any kind of lien, but the creditor must agree to the terms of the reaffirmation. If you are not represented by an attorney, the court must approve the agreement as well.

The court can disapprove the agreement if it appears that the agreement would be an undue hardship on you. The court will presume that an undue hardship exists if you won't have enough income left over, after deducting your expenses, to make the required payments. In this situation, you will have to overcome the presumption of undue hardship by showing that you can afford to pay for the property. (You do this at the discharge hearing scheduled by the court.) Even if you are represented by an attorney, the court will have to review and approve your agreement if your income and expenses demonstrate that you won't be able to make the payments.

When to use it. Because of the disadvantages of reaffirmation, you should consider it only if redemption and lien avoidance are unavailable or impractical.

Use reaffirmation for property you can't live without—and only if you have good reason to believe you'll be able to pay off the balance.

Reaffirmation may be the only practical way to keep some types of property, such as automobiles or your home. Also, reaffirmation can be a sensible way to keep property that is worth significantly more than what you owe on it.

If you decide to reaffirm, try to get the creditor to accept less than you owe as full payment of the debt. (This doesn't apply when you reaffirm your mortgage.) Don't reaffirm a debt for more than what it would cost you to replace the property.

How it works. You and the creditor agree to the terms of the reaffirmation in a written reaffirmation agreement, which is filed with the court. If you are representing

If the Court Refuses to Approve Your Reaffirmation Agreement

If the judge disapproves the reaffirmation agreement, does that mean that you will have to surrender your property? Not at all. In fact, disapproval may work to your advantage. A vast majority of the bankruptcy courts that have disapproved reaffirmation agreements have also interpreted the bankruptcy code to protect people from repossession as long as they go along with the program—that is, file the reaffirmation agreement, attend a discharge hearing, and do their best to get it approved. (See *In re Chim*, 381 B.R. 191 (Md. 2008); *In re Moustafi*, 371 B.R. 434 (Ariz. 2007).) In other words, by disapproving the agreement the courts are giving a green light to the ride-through option.

If debtors don't cooperate in the reaffirmation process, courts have ruled that the lender is free to exercise whatever rights it has under state law once the judge disapproves the reaffirmation agreement. In some states, the laws governing commercial transactions forbid repossession as long as the borrower remains current on the debt. Even in states that don't have those laws, experience is showing that lenders would rather have money coming in, especially if the borrower has been faithfully making payments in the past, than take back the property and resell it at a discounted price. Simply put, even if lenders have the right to repossess property after a judge disapproves a proposed reaffirmation agreement, they can pretty much be counted on not to.

yourself, you must appear at a hearing—before you receive your discharge—where the judge will review the agreement and decide whether it is in your best interests or it would impose an undue hardship.

If you want to reaffirm a debt in order to keep the collateral, make sure you remain current on your payments so you can stay on the creditor's good side. If you fall behind, the creditor has the right to demand that you get current before agreeing to a reaffirmation contract, but you usually have some room to negotiate. If the creditor rejects your payments during bank-

ruptcy—which often happens—deposit the money into a separate account so it’s available once the creditor decides to accept it. If you can’t make these rejected payments when the creditor wants them, you might lose your property.



TIP

A sample reaffirmation agreement appears in Appendix C. The agreement includes a number of disclosures and warnings that are required by the new bankruptcy law. These provisions are intended to put you on notice of how

much you’ll be paying overall, the interest rate, and your liability to pay the debt in full, even if something happens to the collateral. In Part D of the agreement, you must explain why you are reaffirming the debt and provide information on your income and expenses, so the court can determine whether the agreement creates an undue hardship for you. Make sure your income and expense information matches what you include in Schedules I and J (see Ch. 6); if it’s inconsistent, the court might reject your reaffirmation agreement. (See *In re Laynas*, 345 B.R. 505 (E.D. Penn. 2006).) As of December 2009, you must also file a cover sheet with your agreement; you’ll find a copy in Appendix C.

You Can No Longer Retain Property Unless You Agree to Reaffirm or Redeem

Under the old bankruptcy law, many courts allowed debtors to both discharge a secured debt and keep the collateral, as long as they stayed current on their payments. However, the new bankruptcy law makes clear that you must redeem the property or agree to reaffirm the debt (if required by the lender) if you want the bankruptcy court to protect your right to keep the collateral. If you fail to redeem or agree to reaffirm by the deadline—30 days after the creditors’ meeting—the automatic stay will no longer protect your property from repossession.

EXAMPLE: Joanie signed a five-year car note.

After making payments for three years, she files for Chapter 7 bankruptcy. She still owes \$18,000 on the note. If she signs a reaffirmation agreement, she can keep the car as long as she continues making her monthly payments. If she surrenders the car, she will discharge her \$18,000 liability on the car note. If, however, she tries to keep the car without reaffirming or redeeming, the automatic stay will no longer prevent the creditor from repossessing it.

Even if the creditor has a legal right to repossess collateral for a secured debt, it might not choose to exercise that right. If the collateral isn’t worth much on the open market, the creditor may prefer to continue receiving your payments than to take and resell the property. The more the collateral is worth, however, the more likely the creditor is to repossess and sell it at auction.

You can always approach the creditor to see whether it will agree in advance to let you keep the property without reaffirming or redeeming the debt. If you don’t reach an agreement, however, you risk repossession, even if you faithfully make your payments each month.

As long as you go along with the program by stating your intention to reaffirm, filing the official reaffirmation agreement form and cover sheet, and attending a reaffirmation hearing scheduled by the court, you should be able to keep your property whether or not the court approves the agreement. Even if the court rejects the agreement after finding that it wouldn’t be in your best interest or would interfere with your fresh start, you should be able to keep the property. See “If the Court Refuses to Approve Your Reaffirmation Agreement,” above.

Some state laws add yet another twist: In some states, a creditor is prohibited from taking collateral if you are current on the payments, even though bankruptcy law would allow it to do so. If, however, the security agreement you signed with the creditor says that filing for bankruptcy constitutes a default on the loan, your state law probably won’t help you: The creditor will probably be allowed to take the collateral. To know for sure whether you’ll be able to keep your property if you don’t reaffirm, you’ll have to talk to a lawyer (see Ch. 10).

Pay Off the Lien Later in a Follow-Up Chapter 13 Bankruptcy

You can file what some bankruptcy practitioners call a “Chapter 20” bankruptcy—that is, file for Chapter 13 bankruptcy after completing a Chapter 7 bankruptcy. You use the Chapter 13 bankruptcy to deal with any liens remaining after your Chapter 7 case has wiped out your personal liability. And, if the lien exceeds the value of the property, you can often get the lien fully discharged by simply paying the current replacement value of the item, rather than the full amount of the lien.

However, you can do this only if you file the Chapter 13 case at least four years after the date when you filed for Chapter 7 bankruptcy. The revised bankruptcy law prohibits you from receiving a Chapter 13 discharge within four years of filing a Chapter 7 case in which a discharge was granted.

Because this book covers Chapter 7 bankruptcies only, space does not permit us to give a full explanation of how to do a successful follow-up Chapter 13 case. For more information, see *Chapter 13 Bankruptcy: Keep Your Property & Repay Debts Over Time*, by Stephen Elias and Robin Leonard (Nolo).

Lien Elimination Techniques Beyond the Scope of This Book

Deep in the recesses of the bankruptcy code are other procedures for eliminating certain kinds of non-consensual liens. 11 U.S.C. § 522(h) gives a debtor the power to use a wide range of lien avoidance techniques available to the bankruptcy trustee. The techniques are found in Sections 545, 547, 548, 549, 553, and 724(a) of the bankruptcy code. These liens include:

- nonjudicial liens securing the payment of penalties, fines, or punitive damages, and
- nonconsensual liens that were recorded or perfected while you were already insolvent or within the 90 days before you filed for bankruptcy.

To use these procedures, you’ll need the help of a bankruptcy attorney.

Choosing the Best Options

Now it’s time pick the best option for each of your secured debts. If an item has more than one lien on it, you might use different procedures to deal with each lien. For example, you might eliminate a judicial lien on exempt property through lien avoidance and redeem the property to satisfy a consensual lien.



CAUTION

Don’t pay too much. If the option you’re considering would require you to pay more than the current market value of the property you want to keep, it’s a bad deal. There are usually ways you or a lawyer can keep any item of secured property by paying no more than its current replacement value.

What Property Should You Keep?

Be realistic about how much property you will be able to afford to keep after bankruptcy. Face the fact that you may not be able to keep everything, and decide which items you can do without. These questions will help you decide whether an item is worth keeping:

- How important is the property to you?
- Will you need the property to help you make a fresh start after bankruptcy?
- How much would it cost to keep the property? (This will depend on the procedure you use.)
- Would it be more expensive to redeem the property or to replace it?
- If you’re considering reaffirming the debt, are you sure you’ll be able to make the payments after bankruptcy?
- If you’re considering surrendering your property and buying a replacement item, will you need a loan to purchase it? If so, will you be able to get such a loan after bankruptcy?

EXAMPLE 1: Fran bought a sports car two years ago for \$16,000. Now Fran is unemployed but is about to start a new job. She still owes \$13,000 on the car, which is currently worth \$10,000. Although she likes the car, she can’t come up with the \$10,000 in cash to redeem it, and she doesn’t want to remain personally liable for the \$13,000 debt after her

Schedule D and the Statement of Intention Form

When you file for Chapter 7 bankruptcy, you must list on Schedule D all creditors who hold secured claims. (See Ch. 6.) You must also tell the bankruptcy trustee and your affected creditors what you plan to do about the property that secures those debts. You do this by filing a form called the Statement of Intention and mailing a copy to each creditor listed on it. (If you have no secured debts, you simply have to sign the Statement of Intention and file it with the court.)

There are line-by-line instructions on how to fill out these forms in Ch. 6. To make the decisions requested on the Statement of Intention, though, you'll need the information from this section. Here are some timing tips:

- Try to decide what to do with each item of secured property before you file for bankruptcy.
- The Statement of Intention is due within 45 days after you file for bankruptcy but is often filed right after you file your other papers.
- The law requires you to carry out your stated intentions within 30 days after the creditors' meeting—if you miss the deadline, your collateral will no longer be protected by the automatic stay, which leaves the creditor free to take it.

If you change your mind after you file your Statement of Intention, you can amend the form using the instructions in Ch. 7.

bankruptcy case is over. If Fran is willing to lower her standards a little, she can surrender her car and buy a reliable used car to get her to work and back for about \$3,000. However, she'll have to come up with the money to buy the car—or make sure she'll be able to borrow it—to make this plan work.

EXAMPLE 2: Joe owns a six-year-old Toyota with a replacement value of \$2,000. It is security for a debt of \$2,500. If Joe files for bankruptcy, he will probably be able to keep the car by paying the secured creditor only \$2,000 (the value of the car). Joe decides it's worth paying that amount. He knows the car is reliable and will probably last another six years. He also believes it would be a

hassle to find a car of comparable quality at that price, and he needs the car to get to work. Joe offers to redeem the car by making payments, but the creditor demands a lump sum (as it has a legal right to do). Joe borrows \$2,000 from his parents and redeems the car.

EXAMPLE 3: Now assume that Joe makes a different decision: Instead of redeeming the debt for \$2,000, he decides to discharge the \$2,500 debt and continue making payments to the creditor. Joe figures that the creditor would rather receive the payments than go through the expense and hassle of repossessing a car that would sell for only \$2,000. If Joe is wrong, however, he will have no recourse against the possession.

Real Estate or Motor Vehicles

Liens on real estate or cars involve special considerations.

Your Home

Filing for bankruptcy when you own your home is discussed in Ch. 4, but here's a reminder: If you own your home and are behind on the payments, Chapter 13 bankruptcy will allow you to keep your house if your proposed repayment plan is feasible. Chapter 7 bankruptcy, on the other hand, does not offer a procedure for catching up on missed mortgage payments ("curing an arrearage"). Unless you can become current on your payments—using property or income you acquire after your filing date—the creditor can ask the court to lift the automatic stay so it can proceed with the foreclosure.

If you are current on your mortgage, however, Chapter 7 bankruptcy might help you eliminate other liens on your house. As explained in "Avoid Liens," above, you can use lien avoidance to get rid of judicial liens if they conflict with your homestead exemption. And you can do this without a lawyer's help.

With the help of a lawyer, you might be able to eliminate other types of liens, including "unrecorded" tax liens and liens for penalties, fines, or punitive damages from a lawsuit.

Your Car

Because repossessed motor vehicles can easily be resold, if a lien remains on your car, the creditor will probably act quickly to either repossess it or force its sale (unless you stay current on your payments and the creditor wouldn't gain much by taking and selling the car). Still, if you intend to keep your car, you should deal with liens on it during bankruptcy.

If your automobile is exempt, any judicial liens on it can be eliminated through lien avoidance, as explained above.

The purchase-money security interest held by the seller can be dealt with only through redemption or reaffirmation. Raising the lump sum amount necessary for a redemption is your best option. If that is not possible, your only realistic option is to reaffirm the debt unless you are willing to gamble that the creditor will let you keep the car as long as you make your payments.

If your automobile falls within the tool of trade exemption, you can use lien avoidance for any non-purchase-money liens on the vehicle.

Exempt Property

There are four ways to deal with liens on exempt property:

- give the property back (if there's no property, there's no lien)
- get rid of the lien in a lien avoidance action
- redeem the property, or
- reaffirm the debt.

If you are keeping the property, you should use lien avoidance whenever possible to eliminate judicial liens and non-purchase-money security interests. Use redemption whenever the lien exceeds the replacement value of the property and you can raise the cash necessary to buy the property back.

If you can't raise the lump sum necessary for redemption, you'll have to either reaffirm the debt or attempt to pay off the lien outside of bankruptcy. The option you choose will depend on how anxious the creditor is to repossess the item. If the property is of little value, you can probably get away with informally paying off the lien. Property of greater value, however, may require reaffirmation. Remember never to agree to pay more than it would cost to replace the property.

Also, remember that even if you can get liens wiped out, you still may not get to keep the property if your equity in the property is worth more than your exemption amount. The trustee will want to sell the property, pay you your exemption amount, and distribute the remaining portion among your unsecured creditors. (See "Nonexempt Property," below, for information on what happens to nonexempt property, including equity that exceeds the available exemption.)

In this situation, the only way to hold on to the property is to buy it back from the trustee. How much you will have to pay depends on several factors, but keep in mind this basic rule: The amount you offer to the trustee has to leave your unsecured creditors no worse off than they would have been had the trustee sold the property to somebody else.

EXAMPLE: Mindy has a \$1,000 asset on which she can claim a \$500 exemption. There is a \$200 judicial lien on the asset. Mindy cannot avoid the lien, because it does not "impair" her exemption. If the trustee sold the property, Mindy would get her full \$500 exemption, the lienholder would get \$200, and the remaining \$300 would go to Mindy's unsecured creditors. If Mindy wanted to buy the property from the trustee, she'd have to offer \$500: \$200 for the lienholder and \$300 for her unsecured creditors.

As you can see, the amount you have to offer the trustee will vary from case to case, depending on the amount of the liens, the amount of your exemption, and whether you or the trustee can eliminate the liens on the asset. You can consult with the trustee to work out the particulars.

Nonexempt Property

If you want to keep nonexempt property, your options are limited. You can:

- redeem the property if the trustee abandons it (abandoning property means that the trustee releases it from the bankruptcy estate; a trustee may abandon property that is not valuable enough to justify selling it to raise money for the unsecured creditors)
- reaffirm the debt, or

- risk trying to pay off the lien informally, outside of bankruptcy.

Property Worth More Than the Debt

If your nonexempt property is worth significantly more than the liens on it, you probably won't have a chance to keep it. The trustee is likely to sell the property, pay off the liens, and distribute the rest of the proceeds to your unsecured creditors.

EXAMPLE: Elena pledges her \$4,000 car as security for a \$900 loan. The \$900 lien is the only lien on her car, and only \$1,200 of the \$4,000 is exempt. If Elena files for bankruptcy, the trustee will take the car, sell it, pay off the \$900 lien, give Elena her \$1,200 exemption, and distribute the rest of the proceeds to Elena's creditors.

If the trustee does not take the property and you want to keep it, your best bet is probably to reaffirm the debt. This will prevent the creditor from taking the property.

Property Worth Less Than the Debt

If the property is worth less than the liens on it, the trustee will probably abandon the property.

EXAMPLE: When Stan bought his \$500 sofa on credit from the Reliable Furniture Co., he pledged the sofa as security. Since then, the sofa has declined in value to only \$100, but he still owes \$250 on it. The trustee will abandon the property, because selling it would yield no proceeds for the unsecured creditors.

The trustee might also abandon property with more than one lien on it if the total of all the liens exceeds the property's value. In this case, the creditors with the lowest-priority liens are called undersecured creditors. (State and federal law determine the priority of the liens. Most of the time, the most recent lien is the lowest-priority lien, but certain types of liens always have priority over others.)

EXAMPLE: Aaron's car is currently worth \$3,000. He pledged his car as collateral for the loan he used to buy it. That loan has a remaining balance of \$2,200. He later pledged his car for two personal loans on which he owes \$500 each. In addition, there is a judgment lien against his car for \$1,000. The total balance of all liens is \$4,200.

In this situation, the original \$2,200 purchase-money loan is fully secured, and so is the first personal loan for \$500. The other \$500 loan is secured only by the remaining \$300 in equity, so it is an undersecured claim. And there is nothing securing the \$1,000 judgment.

If the trustee abandons the property, you have the right to redeem it at its current replacement value. This is your best option, if you can come up with the necessary lump sum payment. Redemption eliminates all liens on the property.

If you can't come up with the lump sum necessary to redeem the property, reaffirmation is the only sure way to keep it. If you are willing to gamble that the creditor won't take the property as long as you keep up your payments, you could try simply continuing to pay off the lien outside of bankruptcy. Whatever option you choose, just remember not to pay more than the property is worth.



TIP

Planning reminder. Once you've filed for bankruptcy, a creditor cannot legally take your property unless the court lifts the automatic stay or you miss the deadlines for dealing with your secured debts. It's much easier to hold on to property in the first place than to get it back after the creditor repossesses it. So, if you have some exempt property that a creditor is about to take and you haven't filed for bankruptcy yet, you may want to file right away to prevent the seizure.

Getting Back Exempt Property Reposessed Just Before Bankruptcy

If, during the 90 days before you filed for bankruptcy, a secured creditor took exempt property that would qualify for either lien avoidance or redemption, you may be able to get the property back. But you must act quickly, before the creditor resells the property. If the creditor has already resold the property, you are probably out of luck. Repossessed cars are usually resold very quickly, but used furniture may sit in a warehouse for months.

Legally, the creditor must give back the property because the repossession is an illegal preference, which means that the property is still part of the bankruptcy estate (as explained in Ch. 3). In practice, however, the creditor won't give the property back unless the court orders it (which usually means you'll need the help of a lawyer) or unless you make a reasonable cash offer for the item.

Assuming you don't want to hire a lawyer, you probably won't be able to get an item back unless you talk the creditor into allowing you to redeem it or reaffirm the debt. The creditor might prefer to have cash in hand rather than used property sitting in a warehouse. If you plan to avoid the lien on the exempt item and not pay anything, however, the creditor probably won't turn over the property unless forced to by court order.

Whether hiring a lawyer is worth the expense to get back an exempt item so you can avoid the lien depends on how badly you need the property and what you'll save through lien avoidance. Compare what it would cost to redeem the property or buy replacement property. If those options are cheaper, or you decide you can get along without the property, don't bother with the court order.

Step-by-Step Instructions

Once you decide what to do with each item of secured property, you must list your intentions on your Statement of Intention, file that form, and then carry out the procedures within 30 days after the creditors' meeting. (See Ch. 6 for instructions on completing the form.)

How to Surrender Property

If you plan to surrender any secured property, here's how to proceed:

- Step 1:** When you fill out your Statement of Intention, state that you are surrendering the property that secures the debt.
- Step 2:** The creditor, who will receive a copy of the Statement of Intention form, must make arrangements to pick up the property. It's not your responsibility to deliver. But you can call your creditor, explain the situation, and ask if they want the property back. If they don't, great—you don't have to worry about it anymore. If they do pick it up, get a receipt. (See sample receipt below.)

Receipt for Surrender of Property

1. This receipt certifies that [name of reposessor (print)] took the following item(s): (List items)

on [date], 20 , because of debt owed to [name of creditor (print)].

2. [Name of reposessor (print)] is an authorized agent of [name of creditor (print)].

Signed: [Your signature]

Dated: _____

Signed: [Reposessor's signature]

Dated: _____

How to Avoid Liens on Exempt Property

To avoid a lien, you claim the property as exempt on Schedule C, file a separate request (motion) with the bankruptcy court, and formally serve the motion on the creditor by mail. Filing a motion is simple and can be done without a lawyer. In most courts, you must file your motion with the court within 30 days after you file

for bankruptcy. But some courts require you to file the motion before the creditors' meeting. Check your local rules.



SEE AN EXPERT

If you miss the deadline, talk to a lawyer. You might not discover a lien until after the deadline passes for filing a motion. In fact, it's not uncommon to discover liens only after a bankruptcy case is closed. If this happens to you, you can file a motion asking the court to let you proceed even though you missed the deadline, or even to reopen the case if necessary. Talk to a lawyer right away if you want to avoid a lien after the deadline has passed.

What goes in your motion papers depends on the kind of lien you're trying to get eliminated.

Nonpossessory, Non-Purchase-Money Security Interests

You will need to fill out one complete set of forms for each affected creditor—generally, each creditor holding a lien on that property. Sample forms are shown below. Some courts have their own forms; if yours does, use them and adapt these instructions to fit.

Checklist of Forms for Motion to Avoid Nonpossessory, Non-Purchase-Money Security Interest

- ☐ Motion to Avoid Nonpossessory, Non-Purchase-Money Security Interest
- ☐ Notice of Motion to Avoid Nonpossessory, Non-Purchase-Money Security Interest
- ☐ Order to Avoid Nonpossessory, Non-Purchase-Money Security Interest
- ☐ Proof of Service by Mail

Step 1: If your court publishes local rules, refer to them for time limits, format of papers, and other details of a motion proceeding.

Step 2: Type the top half of the pleading form (where you list your name, the court, the case number, and so on) following the examples shown

below. This part of the form is known as the "caption." It is the same for all pleadings.

Step 3: If you're using a computer to prepare the forms, save the caption portion and reuse it for other pleadings. If you're using a typewriter to prepare the forms, stop when you've typed the caption and photocopy the page you've made so far, so you can reuse it for other pleadings.

Step 4: Using one of the copies that you just made, start typing again just below the caption and prepare a Motion to Avoid Nonpossessory, Non-Purchase-Money Security Interest, as shown in the example.

Step 5: Most courts require you only to file the motion with the court and serve the creditor with a notice explaining that the lien will be avoided by default if the creditor doesn't respond and request a hearing on your motion. (These are colorfully called "scream or die" motions—see the sample Notice of Motion and Motion to Avoid Judicial Lien on Real Estate, below, for language you can use instead of a formal notice if your district follows this procedure.) Because motions to avoid liens are usually pretty straightforward and are usually granted, many creditors don't bother to respond. If they do, however, either you or the creditor will have to schedule a hearing.

Step 6: If a hearing is required, call the court clerk and give your name and case number. Say you'd like to file a motion to avoid a lien and need to find out when and where the judge will hear arguments on your motion. Under some local rules the clerk will give you a hearing date; ask for one at least 31 days in the future, because you must mail notice of your motion to the creditor at least 30 days before the hearing (unless local rules set a different time limit). Write down the information. If the clerk won't give you the information over the phone, go to the bankruptcy court with a copy of your motion filled out. File that form and schedule the hearing. Write down the information about when and where your motion will be heard by the judge.

If there will be a hearing, prepare a Notice of Motion that lists the date, time, and place of

Sample Motion to Avoid Nonpossessory, Non-Purchase-Money Security Interest

UNITED STATES BANKRUPTCY COURT

[Name of District]

DISTRICT OF _____ [Your State]

In re _____)

[Set forth here all names including married, maiden, and trade names used by debtor within last 8 years.]

Debtor

Case No. _____

[Special number for Avoidance of Lien motions, if any]

Address _____)

Chapter 7

Last four digits of Social Security or Individual Taxpayer Identification (ITIN) No(s). (if any): _____

Employer's Tax Identification (EIN) No(s). (if any):

MOTION TO AVOID NONPOSSESSORY,
NON-PURCHASE-MONEY SECURITY INTEREST

1. Debtors [*your name(s)* , filed a voluntary petition for relief under Chapter 7 of Title 11 of the United States Code on [*date you filed for bankruptcy* .

2. This court has jurisdiction over this motion, filed pursuant to 11 U.S.C. § 522(f), to avoid a nonpossessory non-purchase-money security interest held by [name of lienholder] on property held by the debtor.

3. On or about [date you incurred the debt], debtors borrowed \$ [amount of loan] from [name of creditor]. As security for loan, [name of creditor] insisted upon, and the debtors executed, a note and security agreement granting to [name of creditor] a security interest in and on the debtor's personal property, which consisted of [items held as security as they are listed in your loan agreement], which are held primarily for the family and household use of the debtors and their dependents.

4. All such possessions of debtors have been claimed as fully exempt in their bankruptcy case.

5. The money borrowed from [name of creditor] does not represent any part of the purchase money of any of the articles covered in the security agreement executed by the debtors, and all of the articles so covered remain in the possession of the debtors.

6. The existence of [name of creditor]'s lien on debtor's household and personal goods impairs exemptions to which the debtors would be entitled under 11 U.S.C. § 522(b).

Sample Motion to Avoid Nonpossessory, Non-Purchase-Money Security Interest (cont'd)

WHEREFORE, pursuant to 11 U.S.C. § 522(f), debtors pray for an order avoiding the security interest in their personal and household goods, and for such additional or alternative relief as may be just and proper.

Date: _____ Signed by: _____
Debtor in Propria Persona

Date: _____ Signed by: _____
Debtor in Propria Persona

Sample Notice of Motion to Avoid Nonpossessory, Non-Purchase-Money Security Interest

UNITED STATES BANKRUPTCY COURT

_____ [Name of District] _____ DISTRICT OF _____ [Your State] _____

In re _____)	
[Set forth here all names including married,)	
maiden, and trade names used by debtor)	
within last 8 years.])	
Debtor)	Case No. _____
)	[Special number for Avoidance of Lien motions, if any]
Address _____)	
_____)	Chapter 7
)	
Last four digits of Social Security or Individual)	
Taxpayer Identification (ITIN) No(s). (if any): _____)	
)	
Employer's Tax Identification (EIN) No(s). (if any): _____)	
_____)	

NOTICE OF MOTION TO AVOID NONPOSSESSORY, NON-PURCHASE-MONEY SECURITY INTEREST

Please take notice of motion set for a hearing on: _____ [leave blank] _____, 20____,

at _____ o'clock ____ .m. at _____ [leave blank] _____, in courtroom _____.

Sample Order to Avoid Nonpossessory, Non-Purchase-Money Security Interest

UNITED STATES BANKRUPTCY COURT

[Name of District] DISTRICT OF [Your State]

In re _____)
 [Set forth here all names including married,)
 maiden, and trade names used by debtor)
 within last 8 years.])
 Debtor) Case No. _____)
) [Special number for Avoidance of Lien motions, if any]
 Address _____)
 _____)
 _____) Chapter 7
 Last four digits of Social Security or Individual)
 Taxpayer Identification (ITIN) No(s). (if any): _____)
 Employer's Tax Identification (EIN) No(s). (if any): _____)

ORDER TO AVOID NONPOSSESSORY, NON-PURCHASE-MONEY SECURITY INTEREST

The motion of the above-named debtor(s) _____ [*your name(s)*] _____, to avoid the lien of the respondent, _____ [*name of creditor*] _____, is sustained.

The lien is a nonpossessory, non-purchase-money lien that impairs the debtor's exemptions in the following property:

[list all items held as security as listed in your loan agreement]

Unless debtor's bankruptcy case is dismissed, the lien of the respondent is hereby extinguished and the lien shall not survive bankruptcy or affix to or remain enforceable against the aforementioned property of the debtor.

_____ *[name of creditor]* shall take all necessary steps to remove any record of the lien from the
aforementioned property of the debtor.

Date: [leave blank for judge to sign] Signed by: [leave blank for judge to sign]
U.S. Bankruptcy Judge

the hearing. (See the sample Notice of Motion to Avoid Nonpossessory, Non-Purchase-Money Security Interest, above.) If you are filing in a district that requires a hearing only if the creditor requests one, use the language in the sample Notice of Motion and Motion to Avoid Judicial Lien on Real Estate, below, to give the creditor proper notice of this procedure.

- Step 7:** Prepare a proposed Order to Avoid Nonpossessory, Non-Purchase-Money Security Interest. This is the document the judge signs to grant your request. Specify exactly what property the creditor has secured in the space indicated in the sample. You can get this information from the security agreement you signed. Make two extra copies, and take them with you to the hearing if there is one. The court's local rules may require you to file the proposed order with the rest of your motion papers.
- Step 8:** Prepare at least two Proofs of Service by Mail, one for each affected creditor and one for the trustee. These forms state that a friend or relative of yours, who is at least 18 years old and not a party to the bankruptcy, mailed your papers to the creditor(s) or the trustee. Fill in the blanks as indicated. Have your friend sign and date the form at the end as shown on the sample. See "How to Serve the Creditor," below, for more information.
- Step 9:** Make at least three extra copies of all forms.
- Step 10:** Keep the proofs of service. Have your friend mail one copy of the motion, notice of motion, and proposed order to each affected creditor and the trustee.
- Step 11:** File (in person or by mail) the original (signed) notice of motion, motion (and proposed order, if required in your area), and proof of service with the bankruptcy court.
- Step 12:** The trustee or creditors affected by your motion may submit a written response. However, most courts will grant your motion if the trustee or creditor doesn't file a response to the motion and you ask the court to enter a default judgment in your favor (see Step 14, below).

- Step 13:** If there is a hearing, attend it. The hearing usually lasts ten minutes or less. Because you filed the motion, you argue your side first. Explain briefly how your property falls within the acceptable categories of exempt property, that the lien is a nonpossessory non-purchase-money security interest, and that the lien impairs your exemption. (11 U.S.C. § 522(f)(2).) "Impairs your exemption" means that because of the lien, your ownership interest in this item of exempt property has been reduced.

The trustee or creditor (or an attorney) responds. The judge either decides the matter and signs your proposed order or takes it "under advisement" and mails you the order in a few days.

- Step 14:** If the creditor doesn't show up at the hearing, or if the creditor doesn't file a response to your motion when it is required to do so (see Step 12, above), file and serve a Request for Entry of Order by Default. (See the sample request with the papers for avoiding a judicial lien, below, to get an idea of what this should look like. Of course, you'll have to change the language so it refers to a nonpossessory, non-purchase-money security interest rather than a judicial lien.) This document tells the court that you followed all of the proper procedures and gave the creditor notice of your motion, but the creditor didn't respond as it was required to do. The request asks the court to grant your motion by default. You must prepare another Proof of Service and serve this request on the creditor.



SEE AN EXPERT

Get an attorney, if you need one. If you are having trouble figuring out how to draft the necessary paperwork to avoid a lien, think about asking a lawyer for help—especially if the lien is substantial.

How to Serve the Creditor

Here are the rules for providing notice to the creditor:

- If the creditor provided you with a contact address and a current account number within the 90 days before you filed for bankruptcy, you must use that address and include the account number and the last four digits of your Social Security or taxpayer identification number with your papers.
- If the creditor was prohibited from communicating with you during this 90-day period, you must use the address and account number contained in the two written communications you received most recently from the creditor.
- If the creditor has filed a preferred contact address with the court, you must use that address.

If your creditor is a business, you must serve a live human being who represents the creditor—you can't just send your motion to "Visa" or "First Bank," for example.

Here's how to find that warm body:

- Call the creditor and ask for the name and address of the person who accepts service of process for the business.
- If you don't know how to reach the creditor, contact your state's Secretary of State office and ask for the name and address of the person who is listed as the registered agent for service of process for the company. Many states make this information available online, too.

Checklist of Forms for Motion to Avoid Judicial Lien

- ☐ Motion to Avoid Judicial Lien or Motion to Avoid Judicial Lien (on Real Estate)
- ☐ Notice of Motion to Avoid Judicial Lien
- ☐ Order to Avoid Judicial Lien
- ☐ Proof of Service
- ☐ Request for Entry of Order by Default and Proof of Service by Mail (if the creditor doesn't respond)

You may have to prove the value of the property in question. Typically, when you file for bankruptcy and assign a value to your property, the only person who may check your figures is the trustee—and that doesn't happen very often. However, if a creditor opposes your motion to avoid a judicial lien, the creditor can make you prove the property's value, because the more the property is worth, the less the lien impairs the exemption. For instance, if you listed property as worth \$50,000 and the exemption is \$45,000, a lien exceeding \$5,000 would impair the exemption and entitle you to have the lien removed. But if the evidence you provide at the hearing shows that the property is worth \$60,000, a lien of less than \$15,000 wouldn't impair the exemption, because you would be able to take your \$45,000 exemption and still pay the full lien. So be prepared to show how you determined the value of your property.

Judicial Lien

To eliminate a judicial lien, follow the steps to eliminate a nonpossessory, non-purchase-money security interest, above, but use the Sample Notice of Motion and Motion to Avoid Judicial Lien on Real Estate and Order to Avoid Judicial Lien on Real Estate forms as examples.

The sample forms are for eliminating a judicial lien on your home. To eliminate a lien on personal property, you will need to change the language accordingly.



SEE AN EXPERT

Use an attorney, if necessary. If you are having trouble figuring out how to draft the necessary paperwork to avoid a lien, think about asking a lawyer for help—especially if the lien is substantial.

Tax Liens

If your federal tax debt is secured, you may have a basis for challenging the lien. Quite often, the IRS makes mistakes when it records a notice of federal tax lien.

Sample Notice of Motion and Motion to Avoid Judicial Lien on Real Estate

UNITED STATES BANKRUPTCY COURT

[Name of District]

DISTRICT OF

[Your State]

In re _____)

[Set forth here all names including married,
maiden, and trade names used by debtor
within last 8 years.])

Debtor)

Case No. _____)

[Special number for Avoidance of Lien motions, if any])

Address _____)

Chapter 7)

Last four digits of Social Security or Individual
Taxpayer Identification (ITIN) No(s). (if any): _____)

Employer's Tax Identification (EIN) No(s). (if any): _____)

NOTICE OF MOTION AND MOTION TO AVOID JUDICIAL LIEN ON REAL ESTATE

PLEASE TAKE NOTICE that Debtor _____ [debtor's name] is moving the court to avoid a judicial lien held by _____ [name of lien owner] on certain real property owned by the Debtor.

This motion is being brought under procedures prescribed by _____ [local bankruptcy rule allowing motion to be decided without a hearing unless the creditor objects] _____.

If you wish to object to the motion, or request a hearing on the motion, your objection and/or request must be filed and served upon Debtor within 20 days of the date this notice was mailed.

You must accompany any request you make for a hearing, or any objection to the relief sought by Debtor(s), with any declarations or memoranda of law you wish to present in support of your position.

If you do not make a timely objection to the requested relief, or a timely request for hearing, the court may enter an order granting the relief by default and either 1) set a tentative hearing date or 2) require that Debtors provide you at least 10 days written notice of hearing (in the event an objection or request for hearing is timely made).

1. Debtor _____ [debtor's name] commenced this case on _____ [date of bankruptcy filing] by filing a voluntary petition for relief under Chapter 7 of Title 11 of the United States Bankruptcy Code.

2. This court has jurisdiction over this motion, filed pursuant to 11 U.S.C. Sec. 522(f), to avoid and cancel a judicial lien held by _____ [name of lien owner] on real property used as the debtors' residence, under 28 U.S.C. Sec. 1334.

Sample Notice of Motion and Motion to Avoid Judicial Lien on Real Estate (cont'd)

3. On [date of lien being recorded], creditors recorded a judicial lien against the debtors' residence at [address]. The said judicial lien is entered of record as follows: [describe how lien appears in public records].

4. The Debtors' interest in the property referred to in the preceding paragraph and encumbered by the lien has been claimed as fully exempt in their bankruptcy case.

5. The existence of [lien owner's name] lien on Debtors' real property impairs exemptions to which the Debtors would be entitled under 11 U.S.C. Sec. 522(b).

WHEREFORE, Debtors pray for an order against [lien owner's name] avoiding and canceling the judicial lien in the above-mentioned property, and for such additional or alternative relief as may be just and proper.

Date: _____ Signed by: _____

Sample Request for Entry of Order by Default

UNITED STATES BANKRUPTCY COURT

[Name of District]

DISTRICT OF _____ [Your State]

In re _____)

[Set forth here all names including married, maiden, and trade names used by debtor within last 8 years.]

Debtor

Case No. _____

[Special number for Avoidance of Lien motions, if any]

Address _____)

Chapter 7

Last four digits of Social Security or Individual)

Taxpayer Identification (ITIN) No(s). (if any): _____

Employer's Tax Identification (EIN) No(s). (if any): _____

REQUEST FOR ENTRY OF ORDER BY DEFAULT AND PROPOSED ORDER

Now comes _____ [debtor's name] _____ who declares and says under penalty of

perjury this [date of request] that the following statements are true and correct:

1. On [date notice and motion served], Debtor [debtor's name] caused a Notice of Motion and Motion to Avoid Judicial Lien on Real Estate to be served on [name of person served on behalf of lien owner].

2. A copy of the Notice of Motion and Motion and a proposed order are attached to this request. Also attached is a Proof of Service of this request on _____ *[name of lien owner]* _____, the Trustee, and the U.S. Trustee.

3. The Trustee and the U.S. Trustee were also served with the Notice of Motion and Motion on [date notice and motion served].

4. A proof of service duly executed by _____ *[name of person who mailed the notice]* _____ as to service of the Notice of Motion and Motion is on file with the court.

5. The Notice of Motion and Motion complies in all respects with [local bankruptcy rule allowing motion to be decided without a hearing unless the creditor objects].

Sample Request for Entry of Order by Default (cont'd)

6. The Debtor has received no response from any of the served parties as of the date of this request, more than 20 days after the service of the Notice of Motion and Motion.

WHEREFORE, Debtor respectfully requests that the court enter by default the attached Order to Avoid Judicial Lien on Real Estate.

Date: _____ Signed by: _____

Sample Order to Avoid Judicial Lien on Real Estate

UNITED STATES BANKRUPTCY COURT

[Name of District] DISTRICT OF [Your State]

In re _____)
 [Set forth here all names including married,)
 maiden, and trade names used by debtor)
 within last 8 years.])
 Debtor) Case No. _____)
) [Special number for Avoidance of Lien motions, if any]
 Address _____)
 _____) Chapter 7
 _____)
 Last four digits of Social Security or Individual)
 Taxpayer Identification (ITIN) No(s). (if any): _____)
 _____)
 Employer's Tax Identification (EIN) No(s). (if any): _____)
 _____)

ORDER TO AVOID JUDICIAL LIEN ON REAL ESTATE

Upon request of Debtor for relief by default under Bankruptcy Local Rule [local rule number], and good cause appearing therefore, the motion of the above-named debtor [debtor's name] to avoid the lien of respondent [creditor's name] is sustained.

It is hereby ORDERED AND DECREED that the judicial lien held by [creditor's name] in and on Debtor's residential real estate at [address of real estate] recorded [date lien recorded and description of lien as it appears in the records] and any other amounts due under the lien be hereby canceled.

It is further ORDERED that unless Debtor's bankruptcy case is dismissed, [creditor's name] and its successors shall take all steps necessary and appropriate to release the judicial lien and remove it from the local judgment index.

Date: _____ Signed by: _____
 U.S. Bankruptcy Judge

Sample Proof of Service by Mail

UNITED STATES BANKRUPTCY COURT
DISTRICT OF _____

In re _____)		
[Set forth here all names including married,)		
maiden, and trade names used by debtor)		
within last 8 years.])		
Debtor)		Case No. _____
Address _____)		
_____)		Chapter 7
_____)		
Last four digits of Social Security or Individual)		
Taxpayer Identification (ITIN) No(s). (if any): _____)		
_____)		
Employer's Tax Identification (EIN) No(s). (if any): _____)		
_____)		

PROOF OF SERVICE BY MAIL

I, _____ *[name of server]* _____, declare that: I am a resident or employed in the County of _____ *[server's county]* _____, State of _____ *[server's state]* _____.

My residence/business address is _____ *[server's address]* _____.

I am over the age of eighteen years and not a party to this case.

On _____ *[date request served]* _____, 20____, I served the enclosed _____ *[papers served]* _____

on the following parties by placing true and correct copies thereof enclosed in a sealed envelope with postage thereon fully prepaid in the United States Mail at _____ *[city and state]* _____, addressed as follows:

[Name and address of lien owner]

[Name and address of trustee]

[Address of U.S. Trustee]

I declare under penalty of perjury that the foregoing is true and correct, and that this declaration was executed on

Date: _____ *[date Proof of Service signed]* _____, 20____ at _____
City and State

_____ *[Server's signature]* _____

Signature



SEE AN EXPERT

Help from a lawyer. You will need the help of a tax or bankruptcy attorney—preferably one who has experience in both areas—to challenge a tax lien.

Here are some possible grounds for asking the court to remove the lien:

- The notice of federal tax lien was never recorded, though the IRS claims it was.
- The notice of federal tax lien was recorded after the automatic stay took effect.
- The notice of federal tax lien was recorded in the wrong county—it must be recorded where you own real estate for it to attach to the real estate in that county.
- The notice of federal tax lien was recorded against the wrong assets, such as your child's house, not yours.

Even if the notice of federal tax lien was recorded correctly, you still may have a basis to fight it if either of the following is true:

- The lien expired—liens last only ten years.
- The lien is based on an invalid tax assessment by the IRS.

How to Redeem Property

If you want to redeem exempt or abandoned property, list the property on your Statement of Intention as property to be retained and check the column that says property will be redeemed. (More instructions are in Ch. 6.) You must pay the creditor the current replacement value of the property within 45 days after the creditors' meeting.



TIP

Explore lien avoidance first. If lien avoidance is available, you may be able to get rid of a lien on exempt property without paying anything.

Agreeing on the Value of the Property

Before you can redeem property, you and the creditor must agree on what the property is worth. If you believe the creditor is setting too high a price for the property, tell the creditor why you think the property

is worth less—it needs repair, it's falling apart, it's damaged or stained, or whatever. If you can't come to an agreement, you can ask the bankruptcy court to rule on the matter. But you will probably need an attorney to help you make this request, so it is not worth your while unless the property is worth more than the lawyer will cost, and you and the creditor are very far apart in your estimates of the property's value.

You and the creditor should sign a redemption agreement that sets forth the terms of your arrangement and the amount you are going to pay, in case there is a dispute later. (See the sample forms below.)

If the Creditor Won't Cooperate

The creditor may refuse to let you redeem property, because the creditor claims that it isn't one of the types of property you can redeem or because you can't agree on the value. If so, you will need to file a formal complaint in the bankruptcy court to have a judge resolve the issue. You will need an attorney to help you, so think twice about whether you really want to redeem the property. It may be better just to let the creditor have it.

Paying in Installments

If you can't raise enough cash to pay the creditor within 45 days after the creditors' meeting, try to get the creditor to let you pay in installments. Some creditors will agree if the installments are substantial and you agree to pay interest on them. But a creditor is not required to accept installments; it can demand the entire amount in cash.

If the creditor refuses to accept installments, you can ask the bankruptcy court to delay your deadline for making the payment for a month or two. But to do so, you will need to file a formal complaint in the bankruptcy court. Again, you will need an attorney to help you, so it may not be worth it.

Paperwork

Below are two sample redemption agreements you can use to type up your agreement with the creditor. Form 1 is for installments and Form 2 is for a lump sum payment. Type the form on legal paper (the blank paper in Appendix C with numbers down the left side)

and put your bankruptcy case number on it in case you need to file it later. You should fill out a separate form for every item of property you want to redeem. Have the creditor sign it.

There is no need to file these agreements with the trustee. Keep them with your other bankruptcy papers, in case the trustee or the judge wants to see them.

How to Reaffirm a Debt

Bankruptcy courts frown on reaffirmation agreements, because they obligate debtors to make payments after bankruptcy, which contradicts bankruptcy's purpose. Nevertheless, if you do decide to reaffirm a debt, you must say so on your Statement of Intention. Within 30 days after the creditors' meeting, you must be willing to sign a reaffirmation agreement. The law provides that either you or the creditor must file the reaffirmation agreement and, if you aren't represented by an attorney, file a motion asking the court to approve it. If you are dealing with a major creditor, you can count on the creditor to provide the agreement, get your signature, and file it with the court. After all, these creditors are familiar with reaffirmation agreements, and they want you to be legally obligated to repay the loan after your bankruptcy discharge is granted. But if the creditor doesn't take care of the details and you want to make sure you can hold on to the collateral, you will have to prepare, sign, and file the agreement yourself. You can find a reaffirmation agreement that complies with the new law, a required cover sheet, and an order for the judge to sign, in Appendix C.

The reaffirmation agreement includes a request for a reaffirmation hearing. After you file the agreement, you will receive notice of the scheduled hearing in the mail. At the hearing, the court will make sure that you understand the consequences of signing the agreement. The court must approve the agreement unless it appears, based on the income and expenses you reported on Schedule I and Schedule J, that you won't be able to make the required payments or that reaffirmation is not in your best interests. In that case, the judge will disapprove the agreement and send you and the creditor back to the drawing board. (See "If the Court Refuses to Approve Your Reaffirmation Agreement," above.)



TIP

Don't agree to pay too much. If the creditor requires you to reaffirm for the full amount owed on the collateral (an amount that is greater than the current replacement value of the collateral), select another option unless you really, really want the property and won't be able to get similar property after bankruptcy. In general, you shouldn't reaffirm a debt for more than it would cost you to replace the property.

Your right to cancel a reaffirmation agreement. The bankruptcy code gives you the right to cancel a reaffirmation agreement by notifying the creditor:

- before you receive your discharge, or
- within 60 days after the reaffirmation agreement is filed with the bankruptcy court, whichever is later. (11 U.S.C. § 524(c)(2).)

Notice to the creditor should be by certified mail, return receipt requested. This precludes the creditor from later claiming it didn't receive notice.

Canceling your reaffirmation will leave your debt in the same condition as if you had never filed the reaffirmation agreement. That is, your personal liability for the debt will be discharged (assuming the debt is dischargeable), and the creditor will be able to enforce its lien on your property by either repossessing or foreclosing on it. If your bankruptcy case is still open, you can still try other options discussed in this chapter.

As mentioned, the 2005 bankruptcy law requires you to surrender the collateral, redeem it, or reaffirm the debt. Filers can no longer discharge the debt while keeping the collateral simply by staying current on their payments. However, there is nothing to prevent a creditor from letting you continue to make the payments and choosing not to repossess the collateral. Also, the laws of some states prohibit creditors from repossessing property as long as the debtor is current on his or her payments.

This approach clearly risks losing the collateral—the creditor can decide to end the informal arrangement and repossess at any time. However, your debt will be discharged. If you choose this approach, indicate on the Statement of Intention that you are surrendering the property. The creditor will have the right to repossess, even if you continue making payments.

Sample Agreement for Installment Redemption of Property

AGREEMENT FOR INSTALLMENT REDEMPTION OF PROPERTY

(Debtor) and _____

(Creditor) agree that:

1. Creditor owns a security interest in _____
(Collateral).

2. The replacement value of Collateral is
\$_____.

3. Creditor's security interest is valid and enforceable despite the
Debtor's bankruptcy case.

4. If Debtor continues to make payments of \$_____
a month on Creditor's security interest, Creditor will take no action to
repossess or foreclose its security.

5. Debtor's payments will continue until the amount of \$_____,
plus interest (to be computed at the same annual percentage rate as in the
original contract between the parties), is paid.

6. Upon being fully paid as specified in Paragraph 5, Creditor will take
all steps necessary to terminate its security interest in Collateral.

7. If Debtor defaults, Creditor will have its rights under the original
contract.

Dated: _____

Debtor in Propria Persona

Dated: _____

Creditor

Sample Agreement for Lump Sum Redemption of Property

AGREEMENT FOR LUMP SUM REDEMPTION OF PROPERTY

(Debtor) and _____

(Creditor) agree that:

1. Creditor owns a security interest in _____
(Collateral).

2. The replacement value of Collateral is
\$_____.

3. Creditor's security interest is valid and enforceable despite the
Debtor's bankruptcy case.

4. Debtor agrees to pay the full value of the collateral no later than
_____.

5. Upon receiving the payment specified in Paragraph 4, Creditor will take
all steps necessary to terminate its security interest in Collateral.

Dated: _____
Debtor in Propria Persona

Dated: _____
Creditor

Because this approach isn't officially sanctioned by law, you will face another potential problem: Even after you have paid off the lien with interest, it will remain on the public record unless the creditor takes steps to have it removed. This won't be an issue if you

never sell the property. But if you need clear title to the property in order to sell it later, you'll need to go to court and prove that you paid off the lien. To keep track of how much you have paid, keep copies of every check or money order you send the creditor. ●

Complete and File Your Bankruptcy Paperwork

Gather the Necessary Documents.....	129
The Credit Counseling Certificate	130
Your Tax Return or Transcript	131
Wage Stubs	131
Get Some Information From the Court	132
Fees	132
Local Forms	132
Local Court Rules	133
Number of Copies	133
Order of Papers and Other Details	133
For Married Filers	134
Are You Married?	134
Should You File Jointly?	134
Required Forms and Documents	135
Checklist of Required Bankruptcy Forms	135
Checklist of Required Documents	136
Where to Get the Official Forms	136
Tips for Completing the Forms	136
Form 1—Voluntary Petition	138
Exhibit D	143
Form 6—Schedules	146
Schedule A—Real Property	146
Schedule B—Personal Property	150
Schedule C—Property Claimed as Exempt	157
Schedule D—Creditors Holding Secured Claims	161
Schedule E—Creditors Holding Unsecured Priority Claims	165
Schedule F—Creditors Holding Unsecured Nonpriority Claims	169
Schedule G—Executory Contracts and Unexpired Leases	175
Schedule H—Codebtors	177
Schedule I—Current Income of Individual Debtor(s)	179
Schedule J—Current Expenditures of Individual Debtor(s)	182

Summary of Schedules.....	185
Statistical Summary of Certain Liabilities and Related Data.....	185
Declaration Concerning Debtor's Schedules	188
Form 7—Statement of Financial Affairs	189
Form 8—Chapter 7 Individual Debtor's Statement of Intention	201
Form 21—Statement of Social Security Number.....	204
Form 22A—Statement of Current Monthly Income and Means-Test Calculation.....	204
Form 201—Notice to Consumer Debtors Under § 342(b) of the Bankruptcy Code	219
Mailing Matrix.....	220
How to File Your Papers.....	220
Basic Filing Procedures.....	220
Paying in Installments.....	221
Emergency Filing	222
After You File.....	222
The Automatic Stay	222
Property Ownership	222

This chapter shows you how to take all of the necessary steps to prepare your case for filing under Chapter 7. For the most part, the process is very simple, as long as you follow all of the instructions we provide.



CAUTION

Chapter 7 bankruptcy can be a very straightforward process, but only if you follow the rules. If you don't—even if your error is accidental—your bankruptcy case might be dismissed. And the consequences of dismissal can be dire: Not only will you continue to owe your debts and face creditor collection actions, but you might also lose the protection of the automatic stay in any future bankruptcy case you file (see Ch. 2 for more information on the automatic stay).

Gather the Necessary Documents

The new bankruptcy law places some new paperwork burdens on filers. In addition to completing a sizable stack of official bankruptcy forms, you must also submit a number of other papers. Along with your bankruptcy forms, you will have to provide:

- a certificate showing that you completed a credit counseling workshop within the last 180 days
- your most recent federal tax return or a transcript of the return (this goes to the trustee, not the court), and
- your wage stubs for the last 60 days.

Before you can get your bankruptcy discharge, you must also file a certification showing that you completed counseling on personal financial management (Form 23—Debtor's Certification of Completion of Postpetition Instructional Course Concerning Personal Financial Management, covered in Ch. 7).

Follow These Rules to Stay Out of Trouble

If you keep these golden rules in mind, you'll save yourself a lot of time and trouble:

- Don't file for Chapter 7 bankruptcy unless you are sure it is the right choice (Ch. 1 explains how to make this decision).
- Don't file until you have completed all of your documents as directed in this chapter.
- Don't file until you have a certificate showing that you have completed your credit counseling workshop.
- If you can, pay your filing fee in full rather than in installments, so you don't have to worry about your case being dismissed if you miss a payment.
- Be absolutely complete and honest in filling out your paperwork.
- File all of your documents at the same time (unless you have to file an emergency petition to stop an impending foreclosure, wage garnishment, or repossession).
- Don't file your case until you have your most recent federal tax return (or a transcript) in your hands.
- Serve your tax return (or transcript) on the trustee and any creditors who request it as soon after you file as possible. If you don't serve it at least seven days before the creditors' meeting, your case could be dismissed.
- Immediately amend your paperwork if the trustee asks you to.
- Don't forget your personal financial management counseling. You won't receive a discharge unless, within 45 days after your creditors' meeting, you file Form 23 certifying that you have completed this course. (Ch. 7 explains how.)

The Credit Counseling Certificate

As explained in Ch. 1, every person who files a consumer bankruptcy has to first attend credit counseling. This credit counseling must be provided by an agency approved by the United States Trustee's Office within the 180-day period before you file for bankruptcy. (At least one court has held that you must get counseling at least one day before you file—not earlier the same day. To be safe, don't get same-day counseling.) The counseling can be done by phone, on the Internet, or in person.

You can obtain a list of approved counselors by visiting the U.S. Trustee's Office website at www.usdoj.gov/ust (click "Credit Counseling & Debtor Education"). The agencies are listed by state, but you can use any agency in any state or region.

Once you complete your counseling, the agency should give you a certificate of completion. You must either attach this certificate to Exhibit D of your bankruptcy petition (see the instructions for completing the petition below) or file the certificate within 15 days after you file. Although you don't have to file your certificate of completion when you file your petition, you must have completed your counseling by that time (unless you fit within one of the exceptions discussed below).

Repayment Plans

The purpose of credit counseling is to get you to sign up for a debt repayment plan instead of filing for bankruptcy. Indeed, if the plan makes sense and you believe you can faithfully make the payments required to complete it, you might reasonably consider signing up for it. However, keep in mind that even if you make the required payments on the plan month after month, the creditors can pull out of the plan if you later fall behind—and they can go after you for the remaining debt. If you then decide to file for Chapter 7 bankruptcy, you will have paid back all that money for no good reason. This is why most bankruptcy professionals discourage their clients from signing up for a debt repayment plan.

Even if you have no intention of signing up for a plan, you are still required to cooperate with the debt counseling agency in fashioning a plan if they think one is possible. You then have to file this plan along with your certificate of completion and your other bankruptcy papers. If the U.S. Trustee suspects that

you might be able to complete a Chapter 13 repayment plan, it will review the agency's plan as part of its decision-making process.

Counseling Fees

Most of these credit counseling agencies charge a modest sum (\$25–\$50 is common) for the counseling, coming up with a repayment plan (if it gets that far), and the certificate of completion that you'll need to file with your other bankruptcy papers. Some credit counseling agencies don't charge anything for the counseling, but require a fee of \$50 or more for the certificate.

Agencies are legally required to offer their services without regard to your ability to pay. (11 U.S.C. § 111(c)(2)(B).) If an agency wants to charge more than you can afford, inform the agency of this legal requirement. If the agency doesn't back down, make notes of your conversations (including who you talked to, what they said, and the date the conversation took place), and then inform the agency that you are going to report it to the U.S. Trustee's Office for failing to take your poverty into account. If that doesn't bring down the price, go ahead and report the agency. You'll be doing others in the same situation a great favor. You can contact the U.S. Trustee's Office by sending an email to ustrustee.program@usdoj.gov.

Exceptions to the Counseling Requirement

You don't have to get counseling if the U.S. Trustee certifies that there is no appropriate agency available to you in the district where you will be filing. However, counseling can be provided by telephone or online if the U.S. Trustee approves, so it is unlikely that approved debt counseling will ever be unavailable.

In one case, however, a bankruptcy court found that counseling was not "available" to a debtor who spoke Creole because none of the credit counseling agencies in his area could accommodate his language needs. (*In re Petit-Louis*, 344 B.R. 696 (S.D. Fla. 2006).) Presumably, this same rule would apply to any debtor who doesn't speak standard English and can't obtain counseling in his or her native language (or a translator). Since this case was decided, the U.S. Trustee has begun to approve multilingual credit counseling agencies.

You can also avoid the requirement if you move the court to grant an exception and prove that “exigent circumstances” prevented you from getting counseling. This means that:

- you had to file for bankruptcy immediately (perhaps to stop a creditor from levying on your paycheck or bank account), and
- you were unable to obtain counseling within five days after requesting it.



CAUTION

A foreclosure may not be “exigent” enough. One court has found that a debtor who waits until the last minute to seek credit counseling might not qualify for an exception to the counseling requirement. In *Dixon v. La Barge, Jr.*, 338 B.R. 383 (BAP 8th Cir., 2006), the court found that no exigent circumstances existed when a debtor filed for bankruptcy on the day of a scheduled foreclosure sale. In that case, the debtor claimed to have learned that he could file for Chapter 7 bankruptcy—and that he would have to complete credit counseling—on the night before he filed.

If the court grants an exception, you must complete the counseling within 30 days after you file (you can ask the court to extend this deadline by 15 days).

You may also escape the credit counseling requirement if, after notice and hearing, the bankruptcy court determines that you couldn’t participate because of:

- a physical disability that prevents you from attending counseling (this exception probably won’t apply if the counseling is available on the Internet or over the phone)
- mental incapacity (you are unable to understand and benefit from the counseling), or
- your active duty in a military combat zone.

Consequences of Failing to Get Counseling

Courts have handled a debtor’s failure to get counseling in two different ways. Some courts dismiss the debtor’s case. (See *In re Mills*, 341 B.R. 106 (D.C. 2006).) Other courts have “stricken” the debtor’s case instead. (See *In re Carey*, 341 B.R. 798 (M.D. Fla. 2006); *In re Thompson*, 344 B.R. 899 (S.D. Ind. 2006).) This seemingly technical difference can be very important: If your case is stricken, you may refile without any of the negative

consequences of dismissal (including losing the protection of the automatic stay) explained in Ch. 2.

Your Tax Return or Transcript

Under the new bankruptcy law, you are supposed to give the trustee and the U.S. Trustee your most recent federal tax return no later than seven days before your creditors’ meeting. (11 U.S.C. § 521(e)(2).) You also have to provide the return to any creditor who asks for it. To protect your privacy, you can redact (black out) your birthdate and Social Security number. If you don’t provide your tax return on time, your case could be dismissed.

If you can’t find a copy of your most recent tax return, you can ask the IRS to give you a transcript of the basic information in your return—and you can use the transcript as a substitute for your return. Because it can take some time to receive the transcript, you should make your request as soon as you can.



CAUTION

If you haven’t filed tax returns. Some bankruptcy commentators believe that the new bankruptcy law requires you to be current on your taxes—that is, you must have filed all previous tax returns—in order to file for Chapter 7. It isn’t clear yet whether courts will agree with this interpretation. As a practical matter, you should find out how your bankruptcy trustee sees the issue and do what he or she requires. If you are required to get current on your filing, find a good tax preparer or enrolled agent to help you catch up.

Wage Stubs

If you are employed, you receive stubs or “advice-ments” with your paycheck. You are required to produce these stubs for the 60-day period prior to filing. If you have already tossed your stubs, you have two options: Wait 60 days (and keep your stubs) before filing, or go ahead and file, hand over the stubs you have, and explain why you don’t have 60 days’ worth. This second option might not work, however: The law states that failing to provide all wage stubs for the prior 60 days will result in dismissal of the bankruptcy case. (*In re Wilkinson*, 346 B.R. 539 (D. Utah 2006).)

Many bankruptcy courts require you to use a local form as a cover sheet for wage stubs. (See “Get Some Information From the Court,” below, for more on local rules and forms.) You should be able to get a copy of this form from the court or its website. Some of these local forms require you to provide information about income that comes from other sources too, not just wages. However, one court has found that failing to provide this extra information (in that case, proof of disability payments) was not grounds for dismissing the case. (*In re LaPlante*, No. 06-00174B, (W.D. N.Y. 2006).) Our advice on this uncertain issue is to get your court’s local form and provide all of the information it requests.

If you are not employed, don’t worry about this requirement.

Get Some Information From the Court

Every bankruptcy court has its own requirements for filing bankruptcy papers. If your papers don’t meet these local requirements, the court clerk may reject them. So, before you begin preparing your papers, find out your court rules.

In urban areas especially, you may get no response to a letter or phone call. You may need to visit the court and get the information in person. Or, the information may be available on the Internet. Almost all bankruptcy courts have websites with this sort of information. To find your court’s website, visit www.uscourts.gov/courtlinks.

Fees

The total fee to file for Chapter 7 bankruptcy is \$299. Fees change, however, so make sure you verify the amount with the court. This fee is due upon filing, unless the court waives the fee or gives you permission to pay in installments. (To make these requests, you must complete Form 3A or 3B, as explained below.)

Local Forms

In addition to the official forms that every bankruptcy court uses (they are listed below), your local bankruptcy court may require you to file one or two additional forms that it has developed. For example, different courts have different forms that you must file

Finding the Right Bankruptcy Court

Because bankruptcy is a creature of federal, not state, law, you must file for bankruptcy in a special federal court. There are federal bankruptcy courts all over the country.

The federal court system divides the country into judicial districts. Every state has at least one judicial district; most have more. You can file in any of the following districts:

- the district where you have been living for the greater part of the 180-day period before you file
- the district where you are domiciled—that is, where you maintain your home, even if you have been living elsewhere (such as on a military base) temporarily
- the district where your principal place of business is located (if you are a business debtor), or
- the district where the majority of your business assets are located.

Most readers will be using the first option—and many will probably file in the large city closest to their home. To find a bankruptcy court in your state, check the government listings in your white pages (under “United States, Courts”), call directory assistance, ask your local librarian, or visit the court directory link at www.bankruptcydata.com. If you live in a state with more than one district, call the court in the closest city and ask whether that district includes your county or zip code.

EXAMPLE: For the past two months, Tom has lived in San Luis Obispo, which is in California’s Central Judicial District. Before that he lived in Santa Rosa, in California’s Northern Judicial District. Because Tom spent more of the past six months in the Northern District than in the Central, he should file in the bankruptcy court in the Northern District. If it’s too inconvenient to file there, he could wait another month, when he would qualify to file in the Central district court.

along with your wage stubs (as explained above). You can get all local forms from your local bankruptcy court or a local stationery store, or you can download them from your court’s website. (Go to www.uscourts.gov/courtlinks for a list of links to local courts.) Of course, we can’t include all local forms in this book

or tell you how to fill them out. Most, however, are self-explanatory. If you need help in obtaining or understanding them, see a local bankruptcy lawyer or visit a bankruptcy petition preparer. (See Ch. 10 for information on petition preparers.)

Local Court Rules

Most bankruptcy courts publish local rules that govern the court's procedures. These rules mainly govern hearings conducted by the bankruptcy judge and aren't relevant in routine bankruptcy cases, which usually involve only filing papers and appearing at a creditors' meeting. Still, on occasion, a rule does affect a routine Chapter 7 bankruptcy. You can get your local rules from the bankruptcy court—in person or on its website—but be prepared to comb through reams of material to find the one or two rules that might apply in your case.

Number of Copies

Before filing your papers, find out how many copies your court requires. Most ask for an original and one copy. The original will be scanned into the court's database, and your copy will be "conformed" for your records. (A conformed copy is either stamped or receives a computer-generated label, with information showing that you filed, the date of your filing, your case number, and the tentative date of your creditors' meeting.) A few courts still require you to provide an original and four copies.

Order of Papers and Other Details

Every court has a preferred order in which it wants to receive the forms in the package you submit for filing. Most courts also have rules indicating whether the forms should be hole-punched or stapled, and other details. If you mess up, most clerks will put your forms in the correct order or punch and staple your papers in the right way. Some, however, will make you do it yourself. This can be a major pain if you are filing by mail. Every court has an exhibit of the standard Chapter 7 filing with the forms arranged correctly. If you want to get it right the first time, visit the court and carefully examine the court's sample filing, taking notes on which forms fall in which order.

Below is a sample letter you can adapt to your situation and send to the court, requesting the information discussed above. Include a large, self-addressed envelope. Call and ask the court if you need to affix return postage. Again, if you live in an urban area, you'll probably have to visit the court to get this information.

Sample Letter to Bankruptcy Court

Sandra Smith
432 Oak Street
Cincinnati, OH 45219
513-555-7890

July 2, 20xx

United States Bankruptcy Court
Atrium Two, Room 800
221 East Fourth Street
Cincinnati, OH 45202

Attn: COURT CLERK

TO THE COURT CLERK:

Please send me the following information:

1. Copies of all local forms required by this court for an individual (not corporation) filing a Chapter 7 bankruptcy and for making amendments.
2. The number of copies or sets required for filing.
3. The order in which forms should be submitted.
4. Complete instructions on this court's emergency filing procedures and deadlines.

I would also appreciate answers to four other questions:

1. Do you require a separate creditor mailing list (matrix)? If so, do you have specific requirements for its format?
2. Is the filing fee still \$299? If not, please advise.
3. Should I two-hole punch my papers or is that done by the court?
4. Should I staple the papers or use paper clips?

I've enclosed a self-addressed envelope for your reply.
Thank you.

Sincerely,
Sandra Smith
Sandra Smith

For Married Filers

If you are married, you and your spouse will have to decide whether one of you should file alone or whether you should file jointly. To make this decision, you'll first have to make sure that you're married in the eyes of the federal law (a trickier issue than you might think), then consider how filing together or separately will affect your debts and property.

Are You Married?

If you are married to a partner of the opposite sex, and you were married with a valid state license, you are married for purposes of filing a joint petition—and you can skip down to “Should You File Jointly?” below. However, if you were not married with a license and ceremony, or if you are married to a same-sex partner, read on.

Common Law Marriage

Some states allow heterosexual couples to establish “common law” marriages, which the states will recognize as valid marriages even though the couples do not have a state marriage license or certificate. Contrary to popular belief, a common law marriage is not created when two people simply live together for a certain number of years. In order to have a valid common law marriage, the couple must do all of the following:

- live together for a significant period of time (not defined in any state)
- hold themselves out as a married couple—typically this means using the same last name, referring to the other as “my husband” or “my wife,” and filing a joint tax return, and
- intend to be married.

Alabama, Colorado, the District of Columbia, Georgia, Idaho, Iowa, Kansas, Montana, New Hampshire (but only for inheritance purposes), Ohio, Oklahoma, Pennsylvania, Rhode Island, South Carolina, Texas, and Utah recognize some form of common law marriage, but the rules for what constitutes a marriage differ from state to state. And, several of these states will only recognize common law marriages that were created before a certain date.

If you live in one of these states and you meet your state's requirements for a common law marriage, you have the option to file jointly, if you wish.

Same-Sex Marriage

If you married your same-sex partner in a state, country, or province that recognizes same-sex marriage, the prevailing opinion among bankruptcy lawyers and judges is that the federal Defense of Marriage Act (1 U.S.C. § 7 and 28 U.S.C. § 1738C) prohibits federal courts from recognizing your marriage for bankruptcy purposes. In other words, you have to file separately. (See Ch. 3 for more information.)

At least one court has refused to allow a lesbian couple who had married in Canada to file a joint bankruptcy petition, based on a provision of federal law that defines marriage as a union between a man and a woman. (See Ch. 3 for more information.) If you choose to file jointly with your same-sex spouse, you may well face opposition on these grounds from the trustee or the U.S. Trustee. Consider consulting with a bankruptcy attorney who has some experience with issues facing same-sex couples before you decide how to proceed. While filing separately will require you to pay an extra \$299 filing fee, it also effectively doubles the amount of exemptions you can claim in states where spouses are not allowed to double.

Should You File Jointly?

Unfortunately, there is no simple formula that will tell you whether it's better to file alone or with your spouse. In the end, it will depend on which option allows you to discharge more of your debts and keep more of your property. Here are some of the factors you should consider:

- If you are living in a community property state and most of your debts were incurred, and your property acquired, during marriage, you should probably file jointly. Even if only one spouse files, all community property is considered part of the bankruptcy estate. The same is generally true for debts—that is, all community debts are listed and discharged even though only one spouse files. (See Ch. 3 for more on community property.)

- If you have recently married, you haven't acquired any valuable assets as a married couple, and one of you has all the debts, it may make sense for that spouse to file for bankruptcy alone (especially if the nonfiling spouse has good credit to protect).
- You may want to file alone if you and your spouse own property as tenants by the entirety (see Ch. 3), you owe most of the debts in your own name, and you live in a state that excludes such property from the bankruptcy estate when one spouse files. This is a particularly important consideration if you own your home as tenants by the entirety—filing jointly could cause you to lose your home. (See Ch. 4 for more information.)
- If the exemption system you are using allows married spouses to double their exemptions, filing jointly may help you hang on to more of your property. (See Ch. 3 for more information on exemptions, and Appendix A for state-by-state information on doubling.)
- If you are still married but separated, you may have to file alone if your spouse won't cooperate. Still, if your debts and property are joint rather than separate, a joint filing would probably be to your best advantage.
- If you are married, you and your spouse have shared finances, and your spouse's income is significantly larger than your own, filing alone could lead the court to dismiss your case for abuse, particularly if you did so solely to prevent the court from considering your spouse's income. If the debts you are trying to discharge benefit both spouses and your finances are combined, a court may consider your nonfiling spouse's income in determining whether you could afford a Chapter 13 repayment plan. (See *In re Haney*, No. 06-40350 (W.D. Ky. 2006), in which the court considered the nonfiling spouse's income of \$6,000 or \$7,000 a month in dismissing the bankruptcy case of the filing spouse, who brought in less than \$400 a month.)



SEE AN EXPERT

If you are uncertain about how to file, see a lawyer. The decision to file jointly or alone can have significant consequences. Because the best choice will depend on your unique situation, we advise you to talk to a bankruptcy lawyer if you have any questions about which option makes more sense.

Required Forms and Documents

Bankruptcy uses official forms prescribed by the Federal Office of the Courts. In addition, you must file certain documents, as described above in “Gather the Necessary Documents.” Here we provide complete lists of (1) the official forms you will be completing in this chapter, and (2) the documents that you will have to file along with the official forms. We also explain how to get these forms and documents.

Checklist of Required Bankruptcy Forms

These are the standard forms that must be filed in every Chapter 7 bankruptcy:

- ☐ Form 1—Voluntary Petition
- ☐ Form 3A (if you want to pay your filing fee in installments)
- ☐ Form 3B (if you apply for a fee waiver)
- ☐ Form 6, which consists of:
 - ☐ Schedule A—Real Property
 - ☐ Schedule B—Personal Property
 - ☐ Schedule C—Property Claimed as Exempt
 - ☐ Schedule D—Creditors Holding Secured Claims
 - ☐ Schedule E—Creditors Holding Unsecured Priority Claims
 - ☐ Schedule F—Creditors Holding Unsecured Nonpriority Claims
 - ☐ Schedule G—Executory Contracts and Unexpired Leases
 - ☐ Schedule H—Codebtors
 - ☐ Schedule I—Current Income
 - ☐ Schedule J—Current Expenditures
 - ☐ Summary of Schedules A through J
 - ☐ Statistical Summary of Certain Liabilities
 - ☐ Declaration Concerning Debtor's Schedules
- ☐ Form 7—Statement of Financial Affairs

- ☐ Form 8—Chapter 7 Individual Debtor’s Statement of Intention
- ☐ Form 21—Full Social Security Number Disclosure
- ☐ Form 22A—Statement of Current Monthly Income and Means-Test Calculation
- ☐ Form 23—Certification of Instructional Course on Financial Management
- ☐ Form 201—Notice to Consumer Debtors Under § 342 of the Bankruptcy Code
- ☐ Mailing Matrix
- ☐ Required local forms, if any.

With the exception of Form 22A, which might require you to do a fair bit of math, the forms are very straightforward and easy to complete, as long as you take them one at a time. Also, you probably won’t have to spend time on each of them, even though they will be part of your filing package. For instance, if you don’t own real estate, you can simply check the “None” box on Schedule A and proceed to Schedule B.

All together, these forms usually are referred to as your “bankruptcy petition,” although technically your petition is only Form 1. (In case you’re wondering, Forms 2, 4, and 5 aren’t used in voluntary Chapter 7 bankruptcy filings.)

Fee Waiver

You may ask the court to waive the fees by filing Form 3B. To qualify, you must be unable to pay in installments and your income must be below 150% of the poverty line. You will have to appear in court so the judge can ask you questions. You can find a blank copy of the form in Appendix C; as you’ll see, it asks you to repeat much of the information from your other papers.

If the court won’t grant your request to waive the fee entirely, it may allow you to pay in four installments. In this situation, you must be very careful. If you miss even one installment, the court will dismiss your case without giving you a chance to explain yourself. It’s best to deliver your payments directly to the court and get a receipt from the clerk. A second, not-as-good alternative is to send the payments by registered mail, return receipt requested. Whether you use first class or registered mail, if the court fails to apply the payments to your account, it will be the court’s word against yours. And guess who wins?

Checklist of Required Documents

As explained above, the new bankruptcy law requires filers to submit some documents along with their forms. The documents you must file are:

- ☐ your most recent federal tax return (or a transcript of the return obtained from the IRS)
- ☐ a certificate showing that you have completed the required credit counseling
- ☐ any repayment plan that was developed during your credit counseling
- ☐ your pay stubs for the previous 60 days (along with an accompanying form, if your local court requires one), and
- ☐ proof that you have completed a course in personal financial management (you must attach this to Form 23).

Where to Get the Official Forms

Appendix C of this book includes tear-out copies of all of the required bankruptcy forms. You can type the necessary information in the blanks, or complete the forms by hand.

You can also find bankruptcy forms online. For example, the website of the United States Courts offers a complete set of official forms at www.uscourts.gov/bkforms/index.html, which you can fill in electronically and print (but not save on your computer). To learn more about finding and using bankruptcy forms online, including information on affordable software utilities that will allow you to save the data you input into these electronic forms, go to www.legalconsumer.com, a website created by this book’s coauthor, Albin Renauer.

Tips for Completing the Forms

Here are some tips that will make filling in your forms easier and the whole bankruptcy process smoother. A sample completed form accompanies each form’s instructions. Refer to it while you fill in your bankruptcy papers.

Use your worksheets and credit counseling plan (if you have one). If you’ve completed the worksheets in Chs. 1, 3, 4, and 5, you’ve already done a lot of the work. These worksheets will save you lots of time when you prepare your bankruptcy forms, so keep them handy.

If you skipped any of those chapters, refer to the worksheets and accompanying instructions for help in figuring out what to put in your bankruptcy forms.

Make several copies of each form. That way, you can make a draft, changing things as you go until the form is complete and correct. Prepare final forms to file with the court only after you've double-checked your drafts. If you use the PDF, fill-in-the-blanks forms available on the official U.S. courts' website (see above), remember that you can't save the information in the forms. It's easiest to do a draft by hand, then complete the form and print it all at once.

Type your final forms. If you are using the Nolo forms or the nonfillable PDF forms available from the U.S. courts' website (see above), you could enter your information by hand. Unless your handwriting is very neat, however, the trustee handling your case will likely be friendlier if forms are typewritten. If you don't have access to a typewriter, many libraries have typewriters available to the public (for a small rental fee), or you can hire a bankruptcy form preparation service to prepare your forms using the information you provide. (See Ch. 10 for more on these services.)

Be ridiculously thorough. Always err on the side of giving too much information rather than too little. If you leave information out, the bankruptcy trustee may become suspicious of your motives. If you leave creditors off the forms, the debts you owe these creditors might not be discharged—hardly the result you would want. If you intentionally or carelessly fail to list all your property and debts, or fail to accurately describe your recent property transactions, the court, upon a request by the trustee, may rule that you acted with fraudulent intent. It may deny your bankruptcy discharge altogether, and you may lose some property that you could otherwise have kept. The cardinal rule is: Measure twice, cut once!

Respond to every question. Most of the forms have a box to check when your answer is “none.” If a question doesn't have a “none” box and the question doesn't apply to you, type in “N/A” for “not applicable.” This will let the trustee know that you didn't overlook the question. Occasionally, a question that doesn't apply to you will have a number of blanks. Put “N/A” in only the first blank if it is obvious that this applies to the other blanks as well. If it's not clear, put “N/A” in every blank.

Explain uncertainties. If you can't figure out which category on a form to use for a debt or an item of property, list the debt or item in what you think is the appropriate place and briefly note next to your entry that you're uncertain. The important thing is to disclose the information somewhere. The bankruptcy trustee will sort it out, if necessary.

Be scrupulously honest. As part of your official bankruptcy paperwork, you must complete declarations, under penalty of perjury, swearing that you've been truthful. It's important to realize that you could be prosecuted for perjury if it becomes evident that you deliberately lied.

Use continuation pages if you run out of room. The space for entering information is sometimes skimpy, especially if you're filing jointly. Most of the forms come with preformatted continuation pages that you can use if you need more room. But if there is no continuation form in Appendix C, prepare one yourself, using a piece of regular, white 8½" × 11" paper. Write “see continuation page” next to the question you're working on and enter the additional information on the continuation page. Label the continuation pages with your name and the form name, and indicate “Continuation page 1,” “Continuation page 2,” and so on. Be sure to attach all continuation pages to their appropriate forms when you file your bankruptcy papers.

Get help if necessary. If your situation is complicated, you're unsure about how to complete a form, or you run into trouble when you go to file your papers, consult a bankruptcy attorney or do some legal research before proceeding. (See Ch. 10.)

Refer to—but don't copy—the sample forms. Throughout this chapter, we have included the completed sample forms of Carrie Anne Edwards, who lives in California. These forms are intended to be used as examples, so you can see what a completed form should look like. However, everyone's bankruptcy situation is different—and obviously, you will owe different debts, own different property, have different bank accounts and Social Security numbers, and otherwise be utterly dissimilar from this fictional gal. **DO NOT COPY THESE EXAMPLES VERBATIM**, even if you live in California, because they won't fit your precise situation.

Form 1—Voluntary Petition

A completed sample Voluntary Petition and line-by-line instructions follow.

Emergency Filing

Although people usually file all of their bankruptcy forms at once, you don't absolutely have to. If you really need to stop creditors quickly—because of a foreclosure or threatened repossession, you can simply file the Voluntary Petition (including Exhibit D, concerning credit counseling), the statement of your Social Security number (Form 21), and a form called a Matrix, which lists the name, address, and zip code of each of your creditors. The automatic stay, which stops most collection efforts against you, will then go into effect. You have 15 days to file the rest of the forms. (Bankruptcy Rule 1007(c).)

Although it's an option if you're really in a jam, we urge you to not do an emergency filing unless it's absolutely necessary. That 15-day extension goes by fast; many people blow the deadline, then have their cases dismissed. So, if at all possible, file all your paperwork at the same time.

First Page

Court Name. At the top of the first page, fill in the name of the judicial district you're filing in, such as the "Central District of California." If your state has only one district, fill in your state's name. If your state divides its districts into divisions, enter the division after the state name, such as "Northern District of California, Santa Rosa Division."

Name of Debtor. Enter your full name (last name first), as used on your checks, driver's license, and other formal documents. If you are married and filing jointly, put one of your names as the debtor (on the left) and the other as the "joint debtor (spouse)," on the right. If you are married but filing separately, enter "N/A" in the second blank.

All Other Names. The purpose of this box is to make sure that your creditors will know who you are when they receive notice of your bankruptcy filing. If you have been known by any other name in the last eight years, list it here. If you've operated a business

as a sole proprietor during the previous eight years, include your trade name (fictitious or assumed business name) preceded by "dba" for "doing business as." But don't include minor variations in spelling or form. For instance, if your name is John Lewis Odegard, you don't have to put down that you're sometimes known as J.L. But if you've used the pseudonym J.L. Smith, you should list it. If you're uncertain, list any name that you think you may have used with a creditor. Do the same for your spouse (in the box to the right) if you are filing jointly. If you're married and filing alone, type "N/A" in the box to the right (and the remaining joint debtor boxes on the form).

Last four digits of Soc. Sec. or Individual-Taxpayer I.D.

Enter only the last four digits of your Social Security number or taxpayer's ID number. Do the same for your spouse (in the box to the right) if you are filing jointly. (You must provide your full Social Security number on a different form.)

Street Address of Debtor. Enter your current street address. Even if you get all of your mail at a post office box, list the address of your personal residence.

Street Address of Joint Debtor. If filing jointly, enter your spouse's current street address (even if it's the same as yours)—again, no post office boxes.

County of Residence or of the Principal Place of Business.

Enter the county in which you live. Do the same for your spouse if you're filing jointly. Otherwise, type "N/A" in the box. If you are doing business, enter the county where your (or your spouse's) business assets are located, if it's different from your mailing address.

Mailing Address of Debtor. Enter your mailing address if it is different from your street address. If it isn't, put "N/A." Do the same for your spouse (in the box to the right) if you are filing jointly.

Location of Principal Assets of Business Debtor. If you—or your spouse, if you are filing jointly—have been self-employed or have operated a business as a sole proprietor within the last six years, you may be considered a "business debtor." This means you will have to provide additional information on Form 7. (See the instructions for that form, below.) If your business owns any assets—such as machines or inventory—list their primary location. If they are all located at your home or mailing address, enter that address.

Type of Debtor. Check the first box—"Individual(s)"—even if you were self-employed or operated a sole pro-

Sample Voluntary Petition

B1 (Official Form 1)(1/08)

United States Bankruptcy Court Northern District of California				Voluntary Petition	
Name of Debtor (if individual, enter Last, First, Middle): Edwards, Carrie Anne			Name of Joint Debtor (Spouse) (Last, First, Middle):		
All Other Names used by the Debtor in the last 8 years (include married, maiden, and trade names):			All Other Names used by the Joint Debtor in the last 8 years (include married, maiden, and trade names):		
Last four digits of Soc. Sec. or Individual-Taxpayer I.D. (ITIN) No./Complete EIN (if more than one, state all) xxx-xx-6287			Last four digits of Soc. Sec. or Individual-Taxpayer I.D. (ITIN) No./Complete EIN (if more than one, state all)		
Street Address of Debtor (No. and Street, City, and State): 3045 Berwick St Lakeport, CA			Street Address of Joint Debtor (No. and Street, City, and State):		
ZIP Code 95453			ZIP Code		
County of Residence or of the Principal Place of Business: Lake			County of Residence or of the Principal Place of Business:		
Mailing Address of Debtor (if different from street address): PO Box 1437 Lakeport, CA			Mailing Address of Joint Debtor (if different from street address):		
ZIP Code 95453			ZIP Code		
Location of Principal Assets of Business Debtor (if different from street address above):					
Type of Debtor (Form of Organization) (Check one box) <input checked="" type="checkbox"/> Individual (includes Joint Debtors) <i>See Exhibit D on page 2 of this form.</i> <input type="checkbox"/> Corporation (includes LLC and LLP) <input type="checkbox"/> Partnership <input type="checkbox"/> Other (If debtor is not one of the above entities, check this box and state type of entity below.)		Nature of Business (Check one box) <input type="checkbox"/> Health Care Business <input type="checkbox"/> Single Asset Real Estate as defined in 11 U.S.C. § 101 (51B) <input type="checkbox"/> Railroad <input type="checkbox"/> Stockbroker <input type="checkbox"/> Commodity Broker <input type="checkbox"/> Clearing Bank <input type="checkbox"/> Other <hr/> Tax-Exempt Entity (Check box, if applicable) <input type="checkbox"/> Debtor is a tax-exempt organization under Title 26 of the United States Code (the Internal Revenue Code).		Chapter of Bankruptcy Code Under Which the Petition is Filed (Check one box) <input checked="" type="checkbox"/> Chapter 7 <input type="checkbox"/> Chapter 9 <input type="checkbox"/> Chapter 11 <input type="checkbox"/> Chapter 12 <input type="checkbox"/> Chapter 13 <input type="checkbox"/> Chapter 15 Petition for Recognition of a Foreign Main Proceeding <input type="checkbox"/> Chapter 15 Petition for Recognition of a Foreign Nonmain Proceeding <hr/> Nature of Debts (Check one box) <input checked="" type="checkbox"/> Debts are primarily consumer debts, defined in 11 U.S.C. § 101(8) as "incurred by an individual primarily for a personal, family, or household purpose." <input type="checkbox"/> Debts are primarily business debts.	
Filing Fee (Check one box) <input checked="" type="checkbox"/> Full Filing Fee attached <input type="checkbox"/> Filing Fee to be paid in installments (applicable to individuals only). Must attach signed application for the court's consideration certifying that the debtor is unable to pay fee except in installments. Rule 1006(b). See Official Form 3A. <input type="checkbox"/> Filing Fee waiver requested (applicable to chapter 7 individuals only). Must attach signed application for the court's consideration. See Official Form 3B.			Chapter 11 Debtors Check one box: <input type="checkbox"/> Debtor is a small business debtor as defined in 11 U.S.C. § 101(51D). <input type="checkbox"/> Debtor is not a small business debtor as defined in 11 U.S.C. § 101(51D). Check if: <input type="checkbox"/> Debtor's aggregate noncontingent liquidated debts (excluding debts owed to insiders or affiliates) are less than \$2,190,000. Check all applicable boxes: <input type="checkbox"/> A plan is being filed with this petition. <input type="checkbox"/> Acceptances of the plan were solicited prepetition from one or more classes of creditors, in accordance with 11 U.S.C. § 1126(b).		
Statistical/Administrative Information <input type="checkbox"/> Debtor estimates that funds will be available for distribution to unsecured creditors. <input checked="" type="checkbox"/> Debtor estimates that, after any exempt property is excluded and administrative expenses paid, there will be no funds available for distribution to unsecured creditors.					THIS SPACE IS FOR COURT USE ONLY
Estimated Number of Creditors <input checked="" type="checkbox"/> 1-49 <input type="checkbox"/> 50-99 <input type="checkbox"/> 100-199 <input type="checkbox"/> 200-999 <input type="checkbox"/> 1,000-5,000 <input type="checkbox"/> 5,001-10,000 <input type="checkbox"/> 10,001-25,000 <input type="checkbox"/> 25,001-50,000 <input type="checkbox"/> 50,001-100,000 <input type="checkbox"/> OVER 100,000					
Estimated Assets <input type="checkbox"/> \$0 to \$50,000 <input type="checkbox"/> \$50,001 to \$100,000 <input checked="" type="checkbox"/> \$100,001 to \$500,000 <input type="checkbox"/> \$500,001 to \$1 million <input type="checkbox"/> \$1,000,001 to \$10 million <input type="checkbox"/> \$10,000,001 to \$50 million <input type="checkbox"/> \$50,000,001 to \$100 million <input type="checkbox"/> \$100,000,001 to \$500 million <input type="checkbox"/> \$500,000,001 to \$1 billion <input type="checkbox"/> More than \$1 billion					
Estimated Liabilities <input type="checkbox"/> \$0 to \$50,000 <input type="checkbox"/> \$50,001 to \$100,000 <input checked="" type="checkbox"/> \$100,001 to \$500,000 <input type="checkbox"/> \$500,001 to \$1 million <input type="checkbox"/> \$1,000,001 to \$10 million <input type="checkbox"/> \$10,000,001 to \$50 million <input type="checkbox"/> \$50,000,001 to \$100 million <input type="checkbox"/> \$100,000,001 to \$500 million <input type="checkbox"/> \$500,000,001 to \$1 billion <input type="checkbox"/> More than \$1 billion					

prietorship during the previous six years. If you are filing for bankruptcy for a corporation, partnership, or other type of business entity, you shouldn't be using this book.

Nature of Business. See a bankruptcy lawyer if any of these descriptions apply to you or your spouse. For instance, if you or your spouse own an assisted living facility (11 U.S.C. § 101 (27A)), you would need a lawyer's services, because the law has gotten quite complicated regarding how health care businesses are treated in bankruptcy.

Tax-Exempt Entity. Leave this blank. This box is for nonprofits only.

Chapter of Bankruptcy Code Under Which the Petition is Filed. Check "Chapter 7."

Nature of Debts. Check the box for consumer debts if most of your debts are owed personally, rather than by a business. If, however, the bulk of your debts are due to the operation of a business, check the business debts box. If you are in doubt, check the business debts box.

Filing Fee. If you will attach the entire fee, check the first box. If you plan to ask the court for permission to pay in installments, check the second box. (Instructions for applying to the court are in "How to File Your Papers," below.) If you wish to apply for a full waiver of the filing fee, check the third box and see "How to File Your Papers," below.

Chapter 11 Debtors. Leave this section blank.

Statistical/Administrative Information. There are a number of boxes here. The first set of boxes tells the trustee whether you think there will be assets available to be sold for the benefit of your unsecured creditors. If you did your homework in Ch. 3 and Ch. 4, you will have a good idea of whether all of your assets are exempt, or whether some will have to be surrendered to the trustee. Check the top or bottom box accordingly. If you check the bottom box, your creditors will be told that there is no point in filing a Proof of Claim unless they hear differently from the trustee. If you check the top box, your creditors will be told to file Proof of Claim forms. If you haven't a clue yet about your property and exemptions, come back to this question after you've completed Schedules A, B, and C.

Similarly, if you can provide pretty good estimates of the other information requested (estimated number of creditors, assets, and liabilities), fill in the appropriate

box on the form. If not, come back to these questions when you've completed more of your paperwork.

Second Page

Name of Debtor(s). Enter your name, and your spouse's if you are filing jointly.

All Prior Bankruptcy Cases Filed Within Last 8 Years. If you haven't filed a bankruptcy case within the previous eight years, type "None" or "N/A" in the first box. If you—or your spouse, if you're filing jointly—have, enter the requested information. A previous Chapter 7 bankruptcy bars you from filing another one until eight years have passed since you filed the previous case. And, if you filed a Chapter 7 bankruptcy case that was dismissed for cause within the previous 180 days, you may have to wait to file again, or you may not be able to discharge all your debts. (See Ch. 2 for more information.) If either situation applies to you, see a bankruptcy lawyer before filing.

Pending Bankruptcy Case Filed by any Spouse, Partner, or Affiliate of this Debtor. "Affiliate" refers to a related business under a corporate structure. "Partner" refers to a business partnership. Again, you shouldn't use this book if you're filing as a corporation, partnership, or other type of business entity. If your spouse has a bankruptcy case pending anywhere in the country, enter the requested information. Otherwise, type "None" or "N/A" in the first box.

Exhibit A. This is solely for people who are filing for Chapter 11 bankruptcy. Leave it blank.

Exhibit B. This is solely for people who are represented by an attorney. If you are representing yourself or using a bankruptcy petition preparer, leave this section blank.

Exhibit C. If you own or have in your possession any property that might cause "imminent and identifiable" harm to public health or safety (for example, real estate that is polluted with toxic substances, or explosive devices such as hand grenades or dynamite), check the "yes" box, fill in Exhibit C (see Appendix C), and attach Exhibit C to this Petition. If you are unsure about whether a particular piece of property fits the bill, err on the side of inclusion.

Exhibit D. As explained above, debtors filing for Chapter 7 bankruptcy are required to participate in debt counseling sessions within 180 days of their bankruptcy filing. Exhibit D tells the court whether

Sample Voluntary Petition—page 2

B1 (Official Form 1)(1/08)

Page 2

Voluntary Petition <i>(This page must be completed and filed in every case)</i>		Name of Debtor(s): Edwards, Carrie Anne	
All Prior Bankruptcy Cases Filed Within Last 8 Years (If more than two, attach additional sheet)			
Location Where Filed: - None -	Case Number:	Date Filed:	
Location Where Filed:	Case Number:	Date Filed:	
Pending Bankruptcy Case Filed by any Spouse, Partner, or Affiliate of this Debtor (If more than one, attach additional sheet)			
Name of Debtor: - None -	Case Number:	Date Filed:	
District:	Relationship:	Judge:	
Exhibit A (To be completed if debtor is required to file periodic reports (e.g., forms 10K and 10Q) with the Securities and Exchange Commission pursuant to Section 13 or 15(d) of the Securities Exchange Act of 1934 and is requesting relief under chapter 11.) <input type="checkbox"/> Exhibit A is attached and made a part of this petition.	Exhibit B (To be completed if debtor is an individual whose debts are primarily consumer debts.) I, the attorney for the petitioner named in the foregoing petition, declare that I have informed the petitioner that [he or she] may proceed under chapter 7, 11, 12, or 13 of title 11, United States Code, and have explained the relief available under each such chapter. I further certify that I delivered to the debtor the notice required by 11 U.S.C. §342(b). X _____ Signature of Attorney for Debtor(s) (Date)		
Exhibit C Does the debtor own or have possession of any property that poses or is alleged to pose a threat of imminent and identifiable harm to public health or safety? <input type="checkbox"/> Yes, and Exhibit C is attached and made a part of this petition. <input checked="" type="checkbox"/> No.			
Exhibit D (To be completed by every individual debtor. If a joint petition is filed, each spouse must complete and attach a separate Exhibit D.) <input checked="" type="checkbox"/> Exhibit D completed and signed by the debtor is attached and made a part of this petition. If this is a joint petition: <input type="checkbox"/> Exhibit D also completed and signed by the joint debtor is attached and made a part of this petition.			
Information Regarding the Debtor - Venue (Check any applicable box)			
<input checked="" type="checkbox"/> Debtor has been domiciled or has had a residence, principal place of business, or principal assets in this District for 180 days immediately preceding the date of this petition or for a longer part of such 180 days than in any other District.			
<input type="checkbox"/> There is a bankruptcy case concerning debtor's affiliate, general partner, or partnership pending in this District.			
<input type="checkbox"/> Debtor is a debtor in a foreign proceeding and has its principal place of business or principal assets in the United States in this District, or has no principal place of business or assets in the United States but is a defendant in an action or proceeding [in a federal or state court] in this District, or the interests of the parties will be served in regard to the relief sought in this District.			
Certification by a Debtor Who Resides as a Tenant of Residential Property (Check all applicable boxes)			
<input type="checkbox"/> Landlord has a judgment against the debtor for possession of debtor's residence. (If box checked, complete the following.) _____ (Name of landlord that obtained judgment)			
_____ (Address of landlord)			
<input type="checkbox"/> Debtor claims that under applicable nonbankruptcy law, there are circumstances under which the debtor would be permitted to cure the entire monetary default that gave rise to the judgment for possession, after the judgment for possession was entered, and			
<input type="checkbox"/> Debtor has included in this petition the deposit with the court of any rent that would become due during the 30-day period after the filing of the petition.			
<input type="checkbox"/> Debtor certifies that he/she has served the Landlord with this certification. (11 U.S.C. § 362(l)).			

Sample Voluntary Petition—page 3

B1 (Official Form 1)(1/08)

Page 3

Voluntary Petition*(This page must be completed and filed in every case)*

Name of Debtor(s):

Edwards, Carrie Anne**Signatures****Signature(s) of Debtor(s) (Individual/Joint)**

I declare under penalty of perjury that the information provided in this petition is true and correct.
 [If petitioner is an individual whose debts are primarily consumer debts and has chosen to file under chapter 7] I am aware that I may proceed under chapter 7, 11, 12, or 13 of title 11, United States Code, understand the relief available under each such chapter, and choose to proceed under chapter 7.
 [If no attorney represents me and no bankruptcy petition preparer signs the petition] I have obtained and read the notice required by 11 U.S.C. §342(b).

I request relief in accordance with the chapter of title 11, United States Code, specified in this petition.

X _____
 Signature of Debtor

X _____
 Signature of Joint Debtor

(707) 274 1234

Telephone Number (If not represented by attorney)

Date

Signature of a Foreign Representative

I declare under penalty of perjury that the information provided in this petition is true and correct, that I am the foreign representative of a debtor in a foreign proceeding, and that I am authorized to file this petition.

(Check only one box.)

☐ I request relief in accordance with chapter 15 of title 11, United States Code. Certified copies of the documents required by 11 U.S.C. §1515 are attached.

☐ Pursuant to 11 U.S.C. §1511, I request relief in accordance with the chapter of title 11 specified in this petition. A certified copy of the order granting recognition of the foreign main proceeding is attached.

X _____
 Signature of Foreign Representative

Printed Name of Foreign Representative

Date

Signature of Attorney*

X **Debtor not represented by attorney** _____
 Signature of Attorney for Debtor(s)

Printed Name of Attorney for Debtor(s)

Firm Name

Address

Telephone Number

Date

*In a case in which § 707(b)(4)(D) applies, this signature also constitutes a certification that the attorney has no knowledge after an inquiry that the information in the schedules is incorrect.

Signature of Non-Attorney Bankruptcy Petition Preparer

I declare under penalty of perjury that: (1) I am a bankruptcy petition preparer as defined in 11 U.S.C. § 110; (2) I prepared this document for compensation and have provided the debtor with a copy of this document and the notices and information required under 11 U.S.C. §§ 110(b), 110(h), and 342(b); and, (3) if rules or guidelines have been promulgated pursuant to 11 U.S.C. § 110(h) setting a maximum fee for services chargeable by bankruptcy petition preparers, I have given the debtor notice of the maximum amount before preparing any document for filing for a debtor or accepting any fee from the debtor, as required in that section. Official Form 19 is attached.

Printed Name and title, if any, of Bankruptcy Petition Preparer

Social-Security number (If the bankruptcy petition preparer is not an individual, state the Social Security number of the officer, principal, responsible person or partner of the bankruptcy petition preparer.) (Required by 11 U.S.C. § 110.)

Address

X _____
 Date

Signature of Bankruptcy Petition Preparer or officer, principal, responsible person, or partner whose Social Security number is provided above.

Names and Social-Security numbers of all other individuals who prepared or assisted in preparing this document unless the bankruptcy petition preparer is not an individual:

If more than one person prepared this document, attach additional sheets conforming to the appropriate official form for each person.

A bankruptcy petition preparer's failure to comply with the provisions of title 11 and the Federal Rules of Bankruptcy Procedure may result in fines or imprisonment or both 11 U.S.C. §110; 18 U.S.C. §156.

Signature of Debtor (Corporation/Partnership)

I declare under penalty of perjury that the information provided in this petition is true and correct, and that I have been authorized to file this petition on behalf of the debtor.

The debtor requests relief in accordance with the chapter of title 11, United States Code, specified in this petition.

X _____
 Signature of Authorized Individual

Printed Name of Authorized Individual

Title of Authorized Individual

Date

you've complied with this requirement. Instructions for completing Exhibit D are set out below. Check the top box in this part of the petition if you are filing individually and have completed Exhibit D; if you are filing jointly and your spouse has completed Exhibit D, check the bottom box.

Information Regarding the Debtor—Venue. Most filers will check the top box. Check the middle box if it is appropriate (it won't be for most users of this book, which is intended for individuals and sole proprietors). Leave the bottom box blank. If it applies to you, see a lawyer.

Certification by a Debtor Who Resides as a Tenant of Residential Property. As explained in Ch. 2, certain evictions are allowed to proceed after you file for bankruptcy, despite the automatic stay. The questions in this section are intended to figure out whether your landlord has already gotten a judgment for possession (eviction order), and whether you might be able to postpone the eviction. See Ch. 2 for the information you need to complete these boxes, if they apply.

Third Page

Signature(s) of Debtor(s) (Individual/Joint). You—and your spouse, if you are filing jointly—must sign, date, and provide your telephone number where indicated. By signing, you—and your spouse, if you are filing jointly—declare that you are aware that you may file under other sections of the bankruptcy code, and that you still choose to file for Chapter 7 bankruptcy. (These provisions are described in Ch. 1.) If you think you want to pursue one of those options, put your Chapter 7 petition aside and either consult a lawyer or find a book that explains your proposed alternative in more detail. For example, check out *Chapter 13 Bankruptcy*, by Stephen Elias and Robin Leonard (Nolo).

Signature of Attorney. If you are representing yourself, type “debtor not represented by attorney” in the space for the attorney’s signature. If you are represented by a lawyer, fill in the blanks accordingly.

Signature of Non-Attorney Bankruptcy Petition Preparer. If a bankruptcy petition preparer typed your forms, have that person complete this section.

Exhibit D

At the top of the page, fill in the court name, your name(s) as debtor(s), and the case number (if you have it).

The warning (in bold letters) explains that you have to check one of the five statements regarding credit counseling listed in Exhibit D.

Most people will check **box 1**, which means you obtained the certificate of completion from the credit counseling agency and can attach the certificate (and any debt repayment plan developed through the agency) to your petition.

If you have received counseling but haven't got your certificate yet, check **box 2**. To remain in bankruptcy, you'll need to obtain and file your certificate (and debt repayment plan if any) within 15 days after your bankruptcy filing date.

Checking **box 3** indicates that you have requested credit counseling but were unable to obtain the services within five days after your request, and have not yet received counseling. If you check this box, you'll have to explain why you couldn't complete the credit counseling before your filing date. Read the bold type for additional information regarding your obligations if you wish to remain in bankruptcy.

Box 4 summarizes the exceptions to the credit counseling requirement and asks you to check the appropriate reason.

Box 5 only applies if the credit counseling requirement doesn't apply in your district. This exception is very rare.

Sign and date this document under penalty of perjury and file it with your petition.

Sample Exhibit D—page 1

B 1D(Official Form 1, Exhibit D) (12/08)

United States Bankruptcy Court
Northern District of California

In re Carrie Anne Edwards

Debtor(s)

Case No. _____

Chapter 7

**EXHIBIT D - INDIVIDUAL DEBTOR'S STATEMENT OF COMPLIANCE WITH
 CREDIT COUNSELING REQUIREMENT**

Warning: You must be able to check truthfully one of the five statements regarding credit counseling listed below. If you cannot do so, you are not eligible to file a bankruptcy case, and the court can dismiss any case you do file. If that happens, you will lose whatever filing fee you paid, and your creditors will be able to resume collection activities against you. If your case is dismissed and you file another bankruptcy case later, you may be required to pay a second filing fee and you may have to take extra steps to stop creditors' collection activities.

Every individual debtor must file this Exhibit D. If a joint petition is filed, each spouse must complete and file a separate Exhibit D. Check one of the five statements below and attach any documents as directed.

☐ 1. Within the 180 days **before the filing of my bankruptcy case**, I received a briefing from a credit counseling agency approved by the United States trustee or bankruptcy administrator that outlined the opportunities for available credit counseling and assisted me in performing a related budget analysis, and I have a certificate from the agency describing the services provided to me. *Attach a copy of the certificate and a copy of any debt repayment plan developed through the agency.*

☒ 2. Within the 180 days **before the filing of my bankruptcy case**, I received a briefing from a credit counseling agency approved by the United States trustee or bankruptcy administrator that outlined the opportunities for available credit counseling and assisted me in performing a related budget analysis, but I do not have a certificate from the agency describing the services provided to me. *You must file a copy of a certificate from the agency describing the services provided to you and a copy of any debt repayment plan developed through the agency no later than 15 days after your bankruptcy case is filed.*

☐ 3. I certify that I requested credit counseling services from an approved agency but was unable to obtain the services during the five days from the time I made my request, and the following exigent circumstances merit a temporary waiver of the credit counseling requirement so I can file my bankruptcy case now. *[Summarize exigent circumstances here.]* _____

If your certification is satisfactory to the court, you must still obtain the credit counseling briefing within the first 30 days after you file your bankruptcy petition and promptly file a certificate from the agency that provided the counseling, together with a copy of any debt management plan developed through the agency. Failure to fulfill these requirements may result in dismissal of your case. Any extension of the 30-day deadline can be granted only for cause and is limited to a maximum of 15 days. Your case may also be dismissed if the court is not satisfied with your reasons for filing your bankruptcy case without first receiving a credit counseling briefing.

☐ 4. I am not required to receive a credit counseling briefing because of: *[Check the applicable statement.] [Must be accompanied by a motion for determination by the court.]*

Sample Exhibit D—page 2

B 1D(Official Form 1, Exhibit D) (12/08) - Cont.

☐ Incapacity. (Defined in 11 U.S.C. § 109(h)(4) as impaired by reason of mental illness or mental deficiency so as to be incapable of realizing and making rational decisions with respect to financial responsibilities.);

☐ Disability. (Defined in 11 U.S.C. § 109(h)(4) as physically impaired to the extent of being unable, after reasonable effort, to participate in a credit counseling briefing in person, by telephone, or through the Internet.);

☐ Active military duty in a military combat zone.

☐ 5. The United States trustee or bankruptcy administrator has determined that the credit counseling requirement of 11 U.S.C. § 109(h) does not apply in this district.

I certify under penalty of perjury that the information provided above is true and correct.

Signature of Debtor: _____
Carrie Anne Edwards

Date: _____

Form 6—Schedules

Form 6 refers to a series of schedules that provides the trustee and court with a picture of your current financial situation. Most of the information needed for these schedules is included in the Personal Property Checklist, Property Exemption Worksheet, and Homeowners' Worksheet that you (hopefully) completed in Chs. 3 and 4.



CAUTION

Use the correct address for your creditors.

Many of these schedules ask you to provide addresses for the creditors you list. For creditors who have dunned you with written requests or demands for payment, you should provide the address that the creditor listed as a contact address on at least two written communications you received from the creditor within the 90-day period prior to your anticipated filing date. If the creditor has not contacted you within that 90-day period, provide the contact address that the creditor gave in the last two communications it sent to you. If you no longer have the address of your original creditor, use the contact address of the most recent creditors (such as a collection agency or attorney's office). If a creditor is a minor child, simply put "minor child" and the appropriate address. Don't list the child's name.

Schedule A—Real Property

Here you list all the real property you own as of the date you'll file the petition. Don't worry about whether a particular piece of property is exempt; you don't have to claim your exemptions until you get to Schedule C. If you completed the Personal Property Checklist, Property Exemption Worksheet, and Homeowner's Worksheet in Ch. 3 and Ch. 4, get them out. Much of that information goes on Schedule A.

A completed sample of Schedule A and line-by-line instructions follow. Even if you don't own any real estate, you still must complete the top of this form.



CAUTION

List all of your property. When you complete your paperwork, you must list all your real estate in Schedule A and all of your personal property in Schedule B. Then, to the extent

Real Property Defined

Real property—land and things permanently attached to land—includes more than just a house. It can also include unimproved land, vacation cabins, condominiums, duplexes, rental property, business property, mobile home park spaces, agricultural land, airplane hangars, and any other buildings permanently attached to land.

You may own real estate even if you can't walk on it, live on it, or get income from it. This might be true, for example, if:

- you own real estate solely because your spouse owns real estate and you live in a community property state, or
- someone else lives on property that you are entitled to receive in the future under a trust agreement.

There's a separate schedule for leases and time-shares. If you hold a time-share lease in a vacation cabin or property, lease a boat dock, lease underground portions of real estate for mineral or oil exploration, or otherwise lease or rent real estate of any description, don't list it on Schedule A. All leases and time-shares should be listed on Schedule G. (See the instructions for that schedule below.)

possible, you claim exemptions for that property in Schedule C. In most cases, you will be able to claim all your property as exempt. However, if you fail to disclose a particular property item, you may end up losing it even though you could have claimed it as exempt had you listed it.



TIP

Tab this page. You might want to put a sticky note alongside the instructions for Schedule A, because we'll keep referring back to the instructions on these pages.

In re. (This means "In the matter of.") Type your name, and the name of your spouse if you're filing jointly. "In re [your name(s)]" will be the name of your bankruptcy case.

Case No. If you made an emergency filing, fill in the case number assigned by the court. Otherwise, leave this blank.

Sample Schedule A

B6A (Official Form 6A) (12/07)

In re Carrie Anne Edwards

Case No. _____

Debtor

SCHEDULE A - REAL PROPERTY

Except as directed below, list all real property in which the debtor has any legal, equitable, or future interest, including all property owned as a cotenant, community property, or in which the debtor has a life estate. Include any property in which the debtor holds rights and powers exercisable for the debtor's own benefit. If the debtor is married, state whether husband, wife, both, or the marital community own the property by placing an "H," "W," "J," or "C" in the column labeled "Husband, Wife, Joint, or Community." If the debtor holds no interest in real property, write "None" under "Description and Location of Property."

Do not include interests in executory contracts and unexpired leases on this schedule. List them in Schedule G - Executory Contracts and Unexpired Leases.

If an entity claims to have a lien or hold a secured interest in any property, state the amount of the secured claim. See Schedule D. If no entity claims to hold a secured interest in the property, write "None" in the column labeled "Amount of Secured Claim." If the debtor is an individual or if a joint petition is filed, state the amount of any exemption claimed in the property only in Schedule C - Property Claimed as Exempt.

Description and Location of Property	Nature of Debtor's Interest in Property	Husband, Wife, Joint, or Community	Current Value of Debtor's Interest in Property, without Deducting any Secured Claim or Exemption	Amount of Secured Claim
Residence Location: 3045 Berwick St, Lakeport CA	Fee Simple	-	130,000.00	153,000.00
Residence is in foreclosure. Sale of property has been scheduled for July 19, 2009. I am still living in the house and hoping to work something out in a modification agreement				

Sub-Total > **130,000.00** (Total of this page)

Total > **130,000.00**

(Report also on Summary of Schedules)

0 continuation sheets attached to the Schedule of Real Property

**SKIP AHEAD**

If you don't own real estate, type "N/A" anywhere in the first column, type "0" in the total box at the bottom of the page, and move on to Schedule B.

Description and Location of Property. For each piece of real property you own, list the type of property—for example, house, farm, or undeveloped lot—and street address. You don't need to include the legal description of the property (the description on the deed).

Nature of Debtor's Interest in Property. In this column, you need to provide the legal definition for the interest you (or you and your spouse) have in the real estate. The most common type of interest—outright ownership—is called "fee simple." Even if you still owe money on your mortgage, as long as you have the right to sell the house, leave it to your heirs, and make alterations, your ownership is fee simple. A fee simple interest may be owned by one person or by several people jointly. Normally, when people are listed on a deed as the owners—even if they own the property as joint tenants, tenants in common, or tenants by the entirety—the ownership interest is in fee simple. Other types of real property interests include:

- **Life estate.** This is the right to possess and use property only during your lifetime. You can't sell the property, give it away, or leave it to someone when you die. Instead, when you die, the property passes to whomever was named in the instrument (trust, deed, or will) that created your life estate. This type of ownership is usually created when the sole owner of a piece of real estate wants his surviving spouse to live on the property for the rest of her life, but then have the property pass to his children. In this situation, the surviving spouse has a life estate. Surviving spouses who are beneficiaries of A-B, spousal, or marital bypass trusts have life estates.
- **Future interest.** This is your right to own property sometime in the future. A common future interest is owned by a person who—under the terms of a deed or irrevocable trust—will inherit the property when its current possessor dies. Simply being named in a will or living trust doesn't create a future interest, because the person

who signed the deed or trust could amend the document to cut you out.

- **Contingent interest.** This ownership interest doesn't come into existence unless one or more conditions are fulfilled. Wills sometimes leave property to people under certain conditions. If the conditions aren't met, the property passes to someone else. For instance, Emma's will leaves her house to John provided that he takes care of her until her death. If John doesn't care for Emma, the house passes to Emma's daughter Jane. Both John and Jane have contingent interests in Emma's home.
- **Lienholder.** If you are the holder of a mortgage, deed of trust, judgment lien, or mechanic's lien on real estate, you have an ownership interest in the real estate.
- **Easement holder.** If you are the holder of a right to travel on or otherwise use property owned by someone else, you have an easement.
- **Power of appointment.** If you have a legal right, given to you in a will or transfer of property, to sell a specified piece of someone's property, that's called a power of appointment and should be listed.
- **Beneficial ownership under a real estate contract.** This is the right to own property by virtue of having signed a binding real estate contract. Even though the buyer doesn't yet own the property, the buyer does have a "beneficial interest"—that is, the right to own the property once the formalities are completed. For example, property buyers have a beneficial ownership interest in property while the escrow is pending.

If you have trouble figuring out which of these definitions best fits your type of ownership interest, leave the column blank and let the trustee help you sort it out.

Husband, Wife, Joint, or Community. If you're not married, put "N/A." If you are married, indicate whether the real estate is owned:

- by the husband (H)
- by the wife (W)
- jointly by husband and wife as joint tenants, tenants in common, or tenants by the entirety (J), or

- jointly by husband and wife as community property (C).

For more information on ownership of property by married couples, see Ch. 3.

Current Value of Debtor's Interest in Property, without Deducting any Secured Claim or Exemption. Enter the current fair market value of your real estate ownership interest. If you filled in the Homeowners' Worksheet in Ch. 4, use the value you came up with there.

Don't figure in homestead exemptions or any mortgages or other liens on the property. Just put the actual current market value as best you can calculate it. However, you can deduct the costs of sale from the market value and enter the difference, as long as you explain what you did on the schedule. (See Ch. 4 for information on valuing real estate.)

If you own the property with someone else who is not joining you in your bankruptcy, list only your ownership share in this column. For example, if you and your brother own a home as joint tenants (each owns 50%), split the property's current market value in half and list that amount here.

If your interest is intangible—for example, you are a beneficiary of real estate held in trust that won't be distributed for many years—enter an estimate provided by a real estate appraiser or put “don't know” and explain why you can't be more precise.

Mobile Home Owners

If you own a mobile home in a park, use the value of the home in its current location. Many parks are located in desirable areas, and the park itself adds value to the motor home even though you may not have any ownership interest in the park itself. A mobile home that might not be worth much on its own could be worth quite a bit if it's sitting in a fancy park.

Total. Add the amounts in the fourth column and enter the total in the box at the bottom of the page. The form reminds you that you should also enter this total on the Summary of Schedules (see the instructions for completing the summary, below).

Amount of Secured Claim. List mortgages and other debts secured by the property. If there is no secured claim of any type on the real estate, enter “None.” If there is, enter separately the amount of each outstanding mortgage, deed of trust, home equity loan, or lien (judgment lien, mechanic's lien, materialmen's lien, tax lien, or the like) that is claimed against the property. If you don't know the balance on your mortgage, deed of trust, or home equity loan, call the lender. To find out the existence and values of liens, visit the land records office in your county and look up the parcel in the records; the clerk can show you how. Or, you can order a title search through a real estate attorney or title insurance company. If you own several pieces of real estate and there is one lien on file against all the real estate, list the full amount of the lien for each separate property item. Don't worry if, taken together, the value of the liens is higher than the value of the property; it's quite common.

How you itemize liens in this schedule won't affect how your property or the liens will be treated in bankruptcy. The idea here is to notify the trustee of all possible liens that may affect your equity in your real estate.

If you are simply unable to obtain this information, and you can't afford the help of a lawyer or title insurance company, put “unknown.” This will be okay for the purpose of filing your papers, but you may need to get the information later. For example, a question might come up as to whether the equity in your home is protected by your exemption. Suppose your exemption is \$10,000 and your equity is \$30,000. You would probably lose the house and receive \$10,000 for your exemption, and your creditors would get \$20,000, less the cost of sale and the trustee's commission. But if there were an unknown lien on the property for \$20,000, then you wouldn't lose the house because there would be nothing left over for the unsecured creditors. So it's to your benefit to get this information any way you can.

How to List Property That Is Subject to Foreclosure Proceedings

Even if your property is subject to foreclosure proceedings, you still own the property until the foreclosure sale is held and a new deed is recorded either in the lender's name (if the property fails to sell) or in the purchaser's name if the foreclosure auction ends in a successful bid. You should list the property in Schedule A and include all of the required information. You should also explain that the house is in foreclosure and provide the date set for the foreclosure sale (if it has gotten that far) or, if not, when you expect the property to be sold.

Schedule B—Personal Property

Here you must list and evaluate *all* of your personal property, including property that is security for a debt and property that is exempt. If you didn't fill in the Personal Property Checklist and Property Exemption Worksheet in Ch. 3, turn to that chapter for explanations and suggestions about what property you should list in each of the schedule's categories.



CAUTION

Be honest and thorough. When listing all of your stuff on a public document like Schedule B, you might feel tempted to cheat a little. Don't give in to the temptation to "forget" any of your assets. Bankruptcy law doesn't give you the right to decide that an asset isn't worth mentioning. Even if, for example, you've decided that your CD collection is worthless given the advent of the iPod, you still have to list it. You can explain on the form why you think it's worthless. If you omit something and get caught, your case can be dismissed—or your discharge revoked—leaving you with no bankruptcy relief for your current debts. Remember, you can use exemptions to keep much of your property; if no exemption is available, you may be able to buy the property back from the trustee.

A completed sample of Schedule B and line-by-line instructions follow. If you need more room, use an attached continuation page, or create a continuation page yourself.

In re and **Case No.** Follow the instructions for Schedule A.

Type of Property. The form lists general categories of personal property. Leave this column as is.

None. If you own no property that fits in a category listed in the first column, enter an "X" in the "None" column. But make sure that you really don't own anything in this category.

Description and Location of Property. List specific items that fall in each general category. If you filled out the Personal Property Checklist and Property Exemption Worksheet in Ch. 3, you already have this information. If not, be sure to go over the Personal Property Checklist, which lists types of property to include in each category. Although the categories in the checklist correspond to the categories in Schedule B, the checklist describes some of them differently (where we felt the Schedule B descriptions weren't clear).



CAUTION

Use the property's replacement value. Although some bankruptcy experts believe that you must use the property's replacement value—what it would cost to purchase the property from a retail vendor, given the property's age and condition—for your estimates on Schedule B, we are not convinced that this is required by the bankruptcy code. The only value that matters in this context is its "fire sale" value (what the trustee would get for the property in a trustee's sale), which is less than the property's replacement value. Despite our view of this matter, we recommend that you at least start with the property's replacement value. If that value renders the property nonexempt, then consider listing the lower "fire sale" value and disclosing that fact along with the description of the property. Chances are that the trustee will choose not to take the property because there would be nothing left to pay the creditors with after you receive your exemption amount. (See Ch. 3 for more on how exemptions work.)

Separately list all items worth \$50 or more. Combine small items into larger categories whenever reasonable. For example, you don't need to list every spatula, colander, garlic press, and ice cream scoop; instead, put "kitchen cookware" (unless one of these items is worth more than \$50). If you list numerous items in one category (as is likely for household goods and furnishings), you may need to attach a continuation sheet.

For each category of property listed, you must describe where it is located. If your personal property is at your residence, just enter “Residence” or your home address beneath the property description. If someone else holds property for you (for example, you loaned your aunt your color TV), put that person’s name and address in this column. The idea is to tell the trustee where all your property is located.

Here are further instructions for filling in some of the blanks:

Items 1 and 2: Explain the source of any cash on hand or money in financial accounts—for example, from wages, Social Security payments, or child support. This will help you (and the trustee) decide later whether any of this money qualifies as exempt property. You must list the amount in your account on the day you file for bankruptcy, even if you have written checks on the account that haven’t yet cleared. All money in your accounts on the day you file is property of your bankruptcy estate, and the trustee can take that money unless it’s exempt (even if that means you bounce a check or two). (*In re Schoonover*, No. 05-43662-7 (D. Kan. 2006).)

Item 11: Although an education IRA and a qualified state tuition plan may technically not be part of the bankruptcy estate, list them here anyway. Also, you are required to file any records you have of these interests as an attachment to Schedule B.

Item 12: Although ERISA-qualified pension plans, 401(k)s, IRAs, and Keoghs may not be part of your bankruptcy estate, list them here anyway and describe each plan in detail. In the Current Value column, enter the value of the pension, if known. Otherwise, list the value as “undetermined.”

Item 13: Include stock options.

Item 16: If you are a sole proprietor or independent contractor, you likely will be owed money by one or more of your customers. Specify each such debt by customer name, the reason for the debt, and the date the debt was incurred. These debts belong to your bankruptcy estate and may be collected by the trustee unless you are able to claim them as exempt.

Item 17: List all child support or alimony arrears—that is, money that should have been paid to you but hasn’t been. Specify the dates the payments were due and missed, such as “\$250 monthly child support payments for June, July, August, and September 20xx.” Also

If You Are Listed on Someone Else’s Account

As explained in Ch. 3, if you are named on a parent’s bank account (typically, to manage the parent’s finances if he or she becomes incapacitated or otherwise needs help), the trustee might believe that account should be part of your bankruptcy estate. To prevent the trustee from getting a false idea about the nature of the account, the best approach is to list it under Item 2 and then describe the true facts, which usually are that the money in the account came from and belongs to the parent, that the bankruptcy filer was only added to the account as a fiduciary (a trusted assistant), and that it would be a breach of the fiduciary duty for the filer to use any of the parent’s money for the filer’s own purposes.

If the exemptions you are using allow you to exempt bank accounts or cash up to a certain amount, and you have enough of that exemption left over to apply to the money in your parent’s account, it makes sense to claim the money in your parent’s account as exempt on Schedule C (explained below). The claim of exemption is legally unnecessary, but it will prevent the trustee from trying to prove that the money should be considered part of your bankruptcy estate; even if it is, you’ll be able to keep it all anyway.

list any debts owed you from a property settlement incurred in a divorce or dissolution.

Item 18: List all money owed to you and not yet paid, other than child support, alimony, and property settlements. If you’ve obtained a judgment against someone, but haven’t been paid, list it here. State the defendant’s name, the date of the judgment, the court that issued the judgment, the amount of the judgment, and the kind of case (such as “car accident”). If you are filing early in the year and know what your tax refund will be, you should list it here even though you haven’t received it yet. If your state’s exemption system allows you to exempt cash, you can exempt the tax refund on Schedule C (explained below). Incidentally, some people like to use their tax refund to pay off loans from family members. Don’t do it. The trustee may be able to demand the money back from the relative on the grounds it was a preference (preferring your relative over your other creditors).

Sample Schedule B—page 1

B6B (Official Form 6B) (12/07)

In re **Carrie Anne Edwards**

Case No. _____

Debtor

SCHEDULE B - PERSONAL PROPERTY

Except as directed below, list all personal property of the debtor of whatever kind. If the debtor has no property in one or more of the categories, place an "x" in the appropriate position in the column labeled "None." If additional space is needed in any category, attach a separate sheet properly identified with the case name, case number, and the number of the category. If the debtor is married, state whether husband, wife, both, or the marital community own the property by placing an "H," "W," "J," or "C" in the column labeled "Husband, Wife, Joint, or Community." If the debtor is an individual or a joint petitioner is filed, state the amount of any exemptions claimed only in Schedule C - Property Claimed as Exempt.

Do not list interests in executory contracts and unexpired leases on this schedule. List them in Schedule G - Executory Contracts and Unexpired Leases.

If the property is being held for the debtor by someone else, state that person's name and address under "Description and Location of Property." If the property is being held for a minor child, simply state the child's initials and the name and address of the child's parent or guardian, such as "A.B., a minor child, by John Doe, guardian." Do not disclose the child's name. See, 11 U.S.C. §112 and Fed. R. Bankr. P. 1007(m).

Type of Property	N O N E	Description and Location of Property	Husband, Wife, Joint, or Community	Current Value of Debtor's Interest in Property, without Deducting any Secured Claim or Exemption
1. Cash on hand		Cash in wallet	-	50.00
2. Checking, savings or other financial accounts, certificates of deposit, or shares in banks, savings and loan, thrift, building and loan, and homestead associations, or credit unions, brokerage houses, or cooperatives.		Bank of America Checking Account #12345 Lakeport California	-	150.00
		from wages		
		WestAmerica Bank, Lakeport CA Savings Account	-	300.00
3. Security deposits with public utilities, telephone companies, landlords, and others.	X			
4. Household goods and furnishings, including audio, video, and computer equipment.		All items at replacement value	-	2,450.00
		Stereo system (\$300), washer dryer set (200), refrigerator (400), electric stove (250), misc furniture (couch, 2 chairs) (450) minor appliances (blender, toaster, mixer) (125), vacuum (50), 20 inch tv (75), lawnmower (200), swing set, childrens toys (240), snowblower (160) Location: 3045 Berwick St, Lakeport CA		
		2 end tables (500), roll top desk (700), bed and bedding (800), oriental rug (2500)	-	4,500.00
5. Books, pictures and other art objects, antiques, stamp, coin, record, tape, compact disc, and other collections or collectibles.		250 books at used book store prices Location: 3045 Berwick St, Lakeport CA	-	1,250.00
6. Wearing apparel.		normal clothing at used clothing store prices Location: 3045 Berwick St, Lakeport CA	-	800.00
7. Furs and jewelry.		diamond necklace at used jewelry store price (800), watch at flea market price (75) Location: 3045 Berwick St, Lakeport CA	-	875.00
			Sub-Total >	10,375.00
			(Total of this page)	

3 continuation sheets attached to the Schedule of Personal Property

Sample Schedule B—page 2

B6B (Official Form 6B) (12/07) - Cont.

In re **Carrie Anne Edwards**

Case No. _____

Debtor

SCHEDULE B - PERSONAL PROPERTY
(Continuation Sheet)

Type of Property	N O N E	Description and Location of Property	Husband, Wife, Joint, or Community	Current Value of Debtor's Interest in Property, without Deducting any Secured Claim or Exemption
8. Firearms and sports, photographic, and other hobby equipment.		Mountain bike at used bicycle store price (250), Digital camera priced at ebay (200), sword collection priced at antique store Location: 3045 Berwick St, Lakeport CA	-	1,250.00
9. Interests in insurance policies. Name insurance company of each policy and itemize surrender or refund value of each.	X			
10. Annuities. Itemize and name each issuer.	X			
11. Interests in an education IRA as defined in 26 U.S.C. § 530(b)(1) or under a qualified State tuition plan as defined in 26 U.S.C. § 529(b)(1). Give particulars. (File separately the record(s) of any such interest(s). 11 U.S.C. § 521(c).)	X			
12. Interests in IRA, ERISA, Keogh, or other pension or profit sharing plans. Give particulars.		TIAA/CREF (ERISA Qualified Pension), not in bankruptcy estate	-	Undetermined
		IRA, Bank of America, Lakeport CA (25,000), not in bankruptcy estate	-	0.00
13. Stock and interests in incorporated and unincorporated businesses. Itemize.		5,000 shares in BLP Bankruptcy Services, Inc, a close corporation Location of certificates: 3045 Berwick St, Lakeport CA (valued at \$.10 a share	-	500.00
14. Interests in partnerships or joint ventures. Itemize.	X			
15. Government and corporate bonds and other negotiable and nonnegotiable instruments.		Negotiable promissory note from Jonathan Edwards, Carrie's brother, dated 11/3/XX Location: 3045 Berwick St, Lakeport CA	-	500.00
16. Accounts receivable.	X			
17. Alimony, maintenance, support, and property settlements to which the debtor is or may be entitled. Give particulars.	X			
18. Other liquidated debts owed to debtor including tax refunds. Give particulars.		Refund for 2009 Taxes (expected but not yet received)	-	600.00
			Sub-Total > (Total of this page)	2,850.00

Sheet **1** of **3** continuation sheets attached
to the Schedule of Personal Property

Sample Schedule B—page 3

B6B (Official Form 6B) (12/07) - Cont.

In re **Carrie Anne Edwards**

Case No. _____

Debtor

SCHEDULE B - PERSONAL PROPERTY

(Continuation Sheet)

Type of Property	N O N E	Description and Location of Property	Husband, Wife, Joint, or Community	Current Value of Debtor's Interest in Property, without Deducting any Secured Claim or Exemption
19. Equitable or future interests, life estates, and rights or powers exercisable for the benefit of the debtor other than those listed in Schedule A - Real Property.	X			
20. Contingent and noncontingent interests in estate of a decedent, death benefit plan, life insurance policy, or trust.	X			
21. Other contingent and unliquidated claims of every nature, including tax refunds, counterclaims of the debtor, and rights to setoff claims. Give estimated value of each.	X			
22. Patents, copyrights, and other intellectual property. Give particulars.		Copyright in book published by Nolo Press (Independent Paralegal's Handbook)	-	Undetermined
23. Licenses, franchises, and other general intangibles. Give particulars.	X			
24. Customer lists or other compilations containing personally identifiable information (as defined in 11 U.S.C. § 101(41A)) provided to the debtor by individuals in connection with obtaining a product or service from the debtor primarily for personal, family, or household purposes.	X			
25. Automobiles, trucks, trailers, and other vehicles and accessories.		2003 Buick LeSabre fully loaded in good condition (replacement value from nada.com)	-	8,000.00
		2001 23 foot Travel Trailer Location: 3045 Berwick St, Lakeport CA	-	11,000.00
26. Boats, motors, and accessories.	X			
27. Aircraft and accessories.	X			
28. Office equipment, furnishings, and supplies.		Used computer valued at Ebay price, used in business	-	800.00
		Copier (used Xerox) no known market for replacement value	-	Undetermined

Sub-Total > **19,800.00**
(Total of this page)

Sheet **2** of **3** continuation sheets attached
to the Schedule of Personal Property

Sample Schedule B—page 4

B6B (Official Form 6B) (12/07) - Cont.

In re Carrie Anne Edwards

Case No. _____

Debtor

SCHEDULE B - PERSONAL PROPERTY
(Continuation Sheet)

Type of Property	N O N E	Description and Location of Property	Husband, Wife, Joint, or Community	Current Value of Debtor's Interest in Property, without Deducting any Secured Claim or Exemption
29. Machinery, fixtures, equipment, and supplies used in business.	X			
30. Inventory.	X			
31. Animals.	X			
32. Crops - growing or harvested. Give particulars.	X			
33. Farming equipment and implements.	X			
34. Farm supplies, chemicals, and feed.	X			
35. Other personal property of any kind not already listed. Itemize.	X			

Sheet 3 of 3 continuation sheets attached
to the Schedule of Personal Property

Sub-Total >	0.00
(Total of this page)	
Total >	33,025.00

(Report also on Summary of Schedules)

Item 19: An “equitable or future interest” means that sooner or later you will get property that is currently owned by someone else. Your expectation is legally recognized and valuable. For instance, if your parents’ trust gives them the right to live in the family home, that’s a “life estate.” If the trust gives you the home when they die, you have an “equitable interest” in the home while they’re alive. “Powers exercisable for the benefit of the debtor” means that a person has been given the power to route property to you, but it hasn’t happened by the time you file your bankruptcy petition. In sum, if it looks like property is coming your way eventually, and that property hasn’t been listed in Schedule A, list it here.

Item 20: You have a contingent interest in property if, for example, you are named the remainder beneficiary of an irrevocable trust (a trust that can’t be undone by the person who created it). It’s contingent because you may or may not get anything from the trust—it all depends on whether there’s anything left by the time it gets to you. A noncontingent interest means you will get the property sooner or later, for example, under the terms of an insurance policy. Also list here any wills or revocable living trusts on which you are named as a beneficiary. Even though you don’t have any right to inherit under these documents (they can be changed at any time prior to the person’s death), the trustee wants to know this information because the inheritance becomes part of your bankruptcy estate if the person dies within the six-month period following your bankruptcy filing date.

Item 21: List all claims that you have against others that might end up in a lawsuit. For instance, if you were recently rear-ended in an automobile accident and are struggling with whiplash, you may have a cause of action against the other driver (and that driver’s insurer). Failure to list this type of claim here can result in your inability to pursue it after bankruptcy.

Item 22: This question asks about assets commonly known as intellectual property. State what the patent, copyright, trademark, or similar right is for. Give the number assigned by the issuing agency and length of time the patent, copyright, trademark, or other right will last. Keep in mind that both copyright and trademark rights may exist without going through a government agency. If you claim trademark rights

through usage, or copyright through the fact that you created the item and reduced it to tangible form, describe them here.

Item 23: List all licenses and franchises, what they cover, the length of time remaining, who they are with, and whether you can transfer them to someone else.

Item 24: Describe customer lists or other compilations containing personally identifiable information that you obtained from people as part of providing them with consumer goods or services.

Items 25–27: Include the make, model, and year of each item.

Item 32: For your crops, list whether they’ve been harvested, whether they’ve been sold (and, if so, to whom and for how much), whether you’ve taken out any loan against them, and whether they are insured.

Husband, Wife, Joint, or Community. If you’re not married, put “N/A” at the top of the column.

If you are married and live in a community property state, then property acquired during the marriage is community property and you should put “C” in this column. Gifts and inheritances received by one spouse are separate property, as is property a spouse owned prior to marriage or after separation. Identify this property with an “H” (for husband) or “W” (for wife), as appropriate.

If you live in any state that is not a community property state, write “J” if you own the property jointly with a spouse, and “H” or “W” if a spouse owns that property as an individual.

Current Value of Debtor’s Interest in Property, without Deducting any Secured Claim or Exemption. You can take the information requested here from the Property Exemption Worksheet in Ch. 3. List the replacement value of the property, without regard to any secured interests or exemptions. For example, if you own a car with a replacement value of \$6,000, you still owe \$4,000 on the car note, and your state’s motor vehicle exemption is \$1,200, put down \$6,000 for the market value of the car.

Total. Add the amounts in this column and put the total in the box at the bottom of the last page. If you used any continuation pages in addition to the preprinted form, remember to attach those pages and include the amounts from those pages in this total.

Schedule C—Property Claimed as Exempt

On this form, you claim all property you think is legally exempt from being sold to pay your unsecured creditors. In the overwhelming majority of Chapter 7 bankruptcies filed by individuals, all—or virtually all—of the debtor's property is exempt.



CAUTION

If you own a home. Be sure to read Ch. 4 before completing Schedule C.

When you work on this form, you'll need to refer frequently to several other documents. Have in front of you:

- the worksheets from Ch. 3 and Ch. 4
- your drafts of Schedules A and B
- the list of state or federal bankruptcy exemptions you'll be using, provided in Appendix A, and
- if you're using a state's exemptions, the additional nonbankruptcy federal exemptions, provided in Appendix A.

Set out below is a sample completed Schedule C and line-by-line instructions.

Looking at the sample Schedule C exemptions, you might notice that a particular exemption can apply to more than one category of personal property from Schedule B. That's because the exemption categories are set up by each state, but the property categories are determined by the feds, who also wrote Schedule B. As a result, the property and exemption categories don't necessarily match up neatly. For example, the California "tools of the trade" exemption (see Appendix A) could apply to a number of the property categories, including category 28 (Office equipment, furnishings, and supplies), category 33 (Farming equipment and implements), category 25 (Automobiles, trucks, trailers and other vehicles, and accessories), and category 5 (Books, etc.).

Give Yourself the Benefit of the Doubt

When you claim exemptions, give yourself the benefit of the doubt. If an exemption seems to cover an item of property, claim it. You may find that you're legally entitled to keep much of the property you're deeply attached to, such as your home, car, and family heirlooms.

Your exemption claims will be examined by the trustee and possibly a creditor or two, although historically few creditors monitor bankruptcy proceedings. In close cases, bankruptcy laws require the trustee to honor rather than dishonor your exemption claims. In other words, you're entitled to the benefit of the doubt.

If the trustee or a creditor successfully objects to an exemption claim, you've lost nothing by trying. See Ch. 7 for more on objections to claimed exemptions.

In re and **Case No.** Follow the instructions for Schedule A.

Debtor claims the exemptions to which the debtor is entitled under: If you're using the federal exemptions, check the top box. Everybody else, check the second box. See Ch. 3 for information on residency requirements for using a state's exemptions and tips on how to choose between the federal and state exemption systems. As we point out in Ch. 3, if you are living in a state that offers the federal exemption system, but you haven't been there long enough to meet the two-year residency requirement, you can choose the federal system (and check the top box on Schedule C).



SEE AN EXPERT

Property out of state. You'll generally choose the exemptions of the state you live in when you file as long as you've lived there for at least two years. If you want to protect your equity in a home in a state other than the one you file in, see a lawyer.

Sample Schedule C—page 1

B6C (Official Form 6C) (12/07)

In re Carrie Anne Edwards

Case No. _____

Debtor

SCHEDULE C - PROPERTY CLAIMED AS EXEMPTDebtor claims the exemptions to which debtor is entitled under:
(Check one box)☐ 11 U.S.C. §522(b)(2)☒ 11 U.S.C. §522(b)(3)☐ Check if debtor claims a homestead exemption that exceeds \$136,875.

Description of Property	Specify Law Providing Each Exemption	Value of Claimed Exemption	Current Value of Property Without Deducting Exemption
<u>Cash on Hand</u>			
Cash in wallet	C.C.P. § 703.140(b)(5)	50.00	50.00
<u>Checking, Savings, or Other Financial Accounts, Certificates of Deposit</u>			
Bank of America Checking Account #12345 Lakeport California	C.C.P. § 703.140(b)(5)	150.00	150.00
from wages			
WestAmerica Bank, Lakeport CA Savings Account	C.C.P. § 703.140(b)(5)	300.00	300.00
<u>Household Goods and Furnishings</u>			
All items at replacement value	C.C.P. § 703.140(b)(3)	2,450.00	2,450.00
Stereo system (\$300), washer dryer set (200), refrigerator (400), electric stove (250), misc furniture (couch, 2 chairs) (450) minor appliances (blender, toaster, mixer) (125), vacuum (50), 20 inch tv (75), lawnmower (200), swing set, childrens toys (240), snowblower (160) Location: 3045 Berwick St, Lakeport CA			
2 end tables (500), roll top desk (700), bed and bedding (800), oriental rug (2500)	C.C.P. § 703.140(b)(5)	4,500.00	4,500.00
<u>Books, Pictures and Other Art Objects; Collectibles</u>			
250 books at used book store prices Location: 3045 Berwick St, Lakeport CA	C.C.P. § 703.140(b)(5)	1,250.00	1,250.00
<u>Wearing Apparel</u>			
normal clothing at used clothing store prices Location: 3045 Berwick St, Lakeport CA	C.C.P. § 703.140(b)(5)	800.00	800.00
<u>Furs and Jewelry</u>			
diamond necklace at used jewelry store price (800), watch at flea market price (75) Location: 3045 Berwick St, Lakeport CA	C.C.P. § 703.140(b)(4)	875.00	875.00
<u>Firearms and Sports, Photographic and Other Hobby Equipment</u>			
Mountain bike at used bicycle store price (250), Digital camera priced at ebay (200), sword collection priced at antique store Location: 3045 Berwick St, Lakeport CA	C.C.P. § 703.140(b)(5)	1,250.00	1,250.00
<u>Stock and Interests in Businesses</u>			
5,000 shares in BLP Bankruptcy Services, Inc, a close corporation Location of certificates: 3045 Berwick St, Lakeport CA (valued at \$.10 a share	C.C.P. § 703.140(b)(5)	500.00	500.00

1 continuation sheets attached to Schedule of Property Claimed as Exempt

Sample Schedule C—page 2

B6C (Official Form 6C) (12/07) -- Cont.

In re Carrie Anne Edwards

Case No. _____

Debtor

SCHEDULE C - PROPERTY CLAIMED AS EXEMPT

(Continuation Sheet)

Description of Property	Specify Law Providing Each Exemption	Value of Claimed Exemption	Current Value of Property Without Deducting Exemption
<u>Government & Corporate Bonds, Other Negotiable & Non-negotiable Inst.</u>			
Negotiable promissory note from Jonathan Edwards, Carrie's brother, dated 11/3/XX Location: 3045 Berwick St, Lakeport CA	C.C.P. § 703.140(b)(5)	500.00	500.00
<u>Other Liquidated Debts Owning Debtor Including Tax Refund</u>			
Refund for 2009 Taxes (expected but not yet received)	C.C.P. § 703.140(b)(5)	600.00	600.00
<u>Automobiles, Trucks, Trailers, and Other Vehicles</u>			
2001 23 foot Travel Trailer Location: 3045 Berwick St, Lakeport CA	C.C.P. § 703.140(b)(5)	11,000.00	11,000.00
<u>Office Equipment, Furnishings and Supplies</u>			
Used computer valued at Ebay price, used in business	C.C.P. § 703.140(b)(6)	800.00	800.00

Sheet 1 of 1 continuation sheets attached to the Schedule of Property Claimed as Exempt

Total:

25,025.00**25,025.00**

Check if debtor claims a homestead exemption that exceeds \$136,875. Check this box if:

- the exemptions of the state you are using allow a homestead of more than \$136,875
- you have more than \$136,875 equity in your home, and
- you acquired your home at least 40 months prior to your bankruptcy filing date.

If you didn't acquire your home at least 40 months before filing, and you didn't purchase it from the proceeds of selling a home in the same state, your homestead exemption may be capped at \$136,875, regardless of the exemption available in the state where your home is located. See Ch. 4 for detailed information on the homestead exemption cap.

The following instructions cover one column at a time. But rather than listing all your exempt property in the first column and then completing the second column before moving on to the third column, you might find it easier to list one exempt item and complete all columns for that item before moving on to the next exempt item.

Description of Property. To describe the property you claim as exempt, take these steps:

Step 1: Turn to Ch. 3 to find out which exemptions are available to you and which property to claim as exempt (if you have already used the Property Exemption Worksheet to identify your exempt property, skip this step).

Step 2: Decide which of the real estate you listed on Schedule A, if any, you want to claim as exempt. Remember that state homestead allowances usually apply only to property you are living in when you file, but that you can use a wildcard exemption for any type of property. Use the same description you used in the Description and Location of Property column of Schedule A.

Step 3: Decide which of the personal property you listed on Schedule B you want to claim as exempt. For each item identified, list both the category of property (preprinted in the Types of Property column) and the specific item, from the Description and Location of Property column. If the exemptions you are using apply to an entire category, such as clothing, simply list "clothing" as the item you are exempting.

Specify Law Providing Each Exemption. You'll find citations to the specific laws that create exemptions in

the state and federal exemption lists in Appendix A. Remember to use the rules for choosing your exemptions explained in detail in Ch. 3.

You can simplify this process by entering the name of the statutes you are using at the top of the form. The name is noted at the top of the exemption list you use. For example, you might type "All law references are to the Florida Statutes Annotated unless otherwise noted."

For each item of property you are claiming as exempt, enter the citation (number) of the specific law that creates the exemption, as set out on the exemption list. If you are combining part or all of a wildcard exemption with a regular exemption, list both citations. If the wildcard and the regular exemption have the same citation, list the citation twice and put "wildcard" next to one of the citations. If you use any reference other than one found in the state statutes you are using, such as a federal nonbankruptcy exemption or a court case, list the entire reference for the exempt item.

Value of Claimed Exemption. Claim the full exemption amount allowed, up to the value of the item. The amount allowed is listed in Appendix A.

Bankruptcy law allows married couples to double all exemptions unless the state expressly prohibits it. That means that each of you can claim the entire amount of each exemption, if you are both filing. If your state's chart in Appendix A doesn't say your state forbids doubling, go ahead and double. You are entitled to double all federal exemptions, if you use them.

If you are using part or all of a wildcard exemption in addition to a regular exemption, list both amounts. For example, if the regular exemption for an item of furniture is \$200, and you plan to exempt it to \$500 using \$300 from your state's wildcard exemption, list \$200 across from the citation you listed for the regular exemption and \$300 across from the citation you listed for the wildcard exemption (or across from the term "wildcard").



CAUTION

Don't claim more than you need for any particular item. For instance, if you're allowed household furniture up to a total amount of \$2,000, don't inflate the value of each item of furniture simply to get to \$2,000. Use the values you stated on Schedule B.

Current Value of Property Without Deducting Exemption.

Enter the current (replacement) value of the item you are claiming as exempt. For most items, this information is listed on Schedules A and B. However, if you listed the item as part of a group in Schedule B, list it separately here and assign it a separate replacement value.

Schedule D—Creditors Holding Secured Claims

In this schedule, you list all creditors who hold claims secured by your property. This includes:

- holders of a mortgage or deed of trust on your real estate
- creditors who have won lawsuits against you and recorded judgment liens against your property
- doctors or lawyers to whom you have granted a security interest in the outcome of a lawsuit, so that the collection of their fees would be postponed (the expected court judgment is the collateral)
- contractors who have filed mechanics' or materialmen's liens on your real estate
- taxing authorities, such as the IRS, that have obtained tax liens against your property
- creditors with either a purchase-money or non-purchase-money security agreement (see "Nature of Lien" below), and
- all parties who are trying to collect a secured debt, such as collection agencies and attorneys.

Credit Card Debts

Most credit card debts, including cards issued by a bank, gasoline company, or department store, are unsecured and should be listed on Schedule F. Some department stores, however, claim to retain a security interest in all durable goods, such as furniture, appliances, electronics equipment, and jewelry, bought using the store credit card. Also, if you were issued a bank or store credit card as part of a plan to restore your credit, you may have had to post property or cash as collateral for debts incurred on the card. If either of these exceptions apply to you, list the credit card debt on Schedule D.

Line-by-line instructions and a completed sample of Schedule D follow.

In re and Case No. Follow instructions for Schedule A.

☐ **Check this box if debtor has no creditors holding secured claims to report on this Schedule D.** Check the box at the bottom of the Schedule's instructions if you have no secured creditors, then skip ahead to Schedule E. Everyone else, keep reading.

Creditor's Name and Mailing Address Including Zip Code, and Account Number. List all secured creditors, preferably in alphabetical order. For each, fill in the last four digits of the account number, if you know it; the creditor's name; and the complete mailing address, including zip code. As mentioned earlier, the mailing address should be the contact address shown on at least two written communications you received from the creditor during the previous 90 days. Call the creditor to get this information if you don't have it.

If you have more than one secured creditor for a given debt, list the original creditor first, followed by the other creditors. For example, if you've been sued or hounded by a collection agency, list the information for the collection agency after the original creditor.

If, after typing up your final papers, you discover that you've missed a few creditors, don't retype your papers to preserve perfect alphabetical order. Simply add the creditors at the end. If your creditors don't all fit on the first page of Schedule D, make as many copies of the preprinted continuation page as you need to list them all.

If the creditor is a child, list the child's initials and the name and address of the child's parent or guardian. For example, "A.B., a minor child, by John Doe, Guardian, 111 Alabama Avenue, San Francisco, CA 94732." Don't state the child's name.

Codebtor. Someone who owes money with you probably isn't the first person you think of as your creditor. But if someone else agreed to cosign your loan, lease, or purchase, then creditors can go after your codebtor, who will then look to you to cough up the money. So, if someone else (other than a spouse with whom you are filing jointly) can be legally forced to pay your debt to a listed secured creditor, list that person in the creditor column of this Schedule and put an "X" in this column. You'll also need to list the codebtor as a creditor in Schedules E, F, and H (explained below).

Sample Schedule D

B6D (Official Form 6D) (12/07)

In re Carrie Anne Edwards

Case No. _____

Debtor

SCHEDULE D - CREDITORS HOLDING SECURED CLAIMS

State the name, mailing address, including zip code, and last four digits of any account number of all entities holding claims secured by property of the debtor as of the date of filing of the petition. The complete account number of any account the debtor has with the creditor is useful to the trustee and the creditor and may be provided if the debtor chooses to do so. List creditors holding all types of secured interests such as judgment liens, garnishments, statutory liens, mortgages, deeds of trust, and other security interests.

List creditors in alphabetical order to the extent practicable. If a minor child is a creditor, the child's initials and the name and address of the child's parent or guardian, such as "A.B., a minor child, by John Doe, guardian." Do not disclose the child's name. Sec. 11 U.S.C. §112 and Fed. R. Bankr. P. 1007(m). If all secured creditors will not fit on this page, use the continuation sheet provided.

If any entity other than a spouse in a joint case may be jointly liable on a claim, place an "X" in the column labeled "Codebtor". Include the entity on the appropriate schedule of creditors, and complete Schedule H - Codebtors. If a joint petition is filed, state whether the husband, wife, both of them, or the marital community may be liable on each claim by placing an "H", "W", "J", or "C" in the column labeled "Husband, Wife, Joint, or Community".

If the claim is contingent, place an "X" in the column labeled "Contingent". If the claim is unliquidated, place an "X" in the column labeled "Unliquidated". If the claim is disputed, place an "X" in the column labeled "Disputed". (You may need to place an "X" in more than one of these three columns.)

Total the columns labeled "Amount of Claim Without Deducting Value of Collateral" and "Unsecured Portion, if Any" in the boxes labeled "Total(s)" on the last sheet of the completed schedule. Report the total from the column labeled "Amount of Claim" also on the Summary of Schedules and, if the debtor is an individual with primarily consumer debts, report the total from the column labeled "Unsecured Portion" on the Statistical Summary of Certain Liabilities and Related Data.

☐ Check this box if debtor has no creditors holding secured claims to report on this Schedule D.

CREDITOR'S NAME AND MAILING ADDRESS INCLUDING ZIP CODE, AND ACCOUNT NUMBER (See instructions above.)	C O D E B T O R	H U S B A N D W I F E J O I N T C O M M U N I T Y	DATE CLAIM WAS INCURRED, NATURE OF LIEN, AND DESCRIPTION AND VALUE OF PROPERTY SUBJECT TO LIEN	C O N T I N G E N T	U N L I Q U I D A T E D	D I S P U T E D	AMOUNT OF CLAIM WITHOUT DEDUCTING VALUE OF COLLATERAL	UNSECURED PORTION, IF ANY
Account No. 444555666777			November, 2002					
GMAC PO Box 23567 Duchesne, UT 84021			Purchase Money Security 2003 Buick LeSabre fully loaded in good condition (replacement value from nada.com)			X	15,000.00	7,000.00
Value \$			8,000.00					
Account No. 64-112-1861			5/2005 First Mortgage Residence Location: 3045 Berwick St, Lakeport CA Residence is in foreclosure. Sale of property has been scheduled for July 19, 2009. I am still living in the house and hoping to modify the mortgage.				135,000.00	5,000.00
Grand Junction Mortgage 3456 Eight St. Clearlake, CA 95422								
Value \$			130,000.00					
Account No. 5555555555			12/xx Second Mortgage Residence Location: 3045 Berwick St, Lakeport CA Residence is in foreclosure. Sale of property has been scheduled for July 19, 2009. I am still living in the house and hoping to modify the mortgage				18,000.00	18,000.00
Lending Tree PO Box 3333 Palo Alto, CA 94310								
Value \$			130,000.00					
Account No.								
Value \$								
Subtotal (Total of this page)							168,000.00	30,000.00
Total (Report on Summary of Schedules)							168,000.00	30,000.00

0 continuation sheets attached

The most common codebtors are:

- cosigners
- guarantors (people who guarantee payment of a loan)
- ex-spouses with whom you jointly incurred debts before divorcing
- joint owners of real estate or other property
- coparties in a lawsuit
- nonfiling spouses in a community property state (most debts incurred by a nonfiling spouse during marriage are considered community debts, making that spouse equally liable with the filing spouse for the debts), and
- nonfiling spouses in states other than community property states, for debts incurred by the filing spouse for basic living necessities such as food, shelter, clothing, and utilities.

Husband, Wife, Joint, or Community. Follow the instructions for Schedule A.

Date Claim Was Incurred, Nature of Lien, and Description and Value of Property Subject to Lien. This column calls for a lot of information for each secured debt. If you list two or more creditors on the same secured claim (such as the lender and a collection agency), simply put ditto marks ("") in this column for the second creditor. Let's take these one at a time.

Date Claim Was Incurred. For most claims, the date the claim was incurred is the date you signed the security agreement. If you didn't sign a security agreement with the creditor, the date is most likely the date a contractor or judgment creditor recorded a lien against your property or the date a taxing authority notified you of a tax liability or assessment of taxes due.

Nature of Lien. What kind of property interest does your secured creditor have? Here are the possible answers:

- **First mortgage.** You took out a loan to buy your house. (This is a specific kind of purchase-money security interest.)
- **Purchase-money security interest.** You took out a loan to purchase the property that secures the loan—for example, a car note. The creditor must have perfected the security interest by filing or recording it with the appropriate agency within 20 days. (*Fidelity Financial Services, Inc. v. Fink*, 522 U.S. 211 (1998).) Otherwise, the creditor has no lien and you should list the debt on Schedule F (unsecured debt) instead.
- **Nonpossessory, non-purchase-money security interest.** You borrowed money for a purpose other than buying the collateral. This includes refinanced home loans, home equity loans, or loans from finance companies.
- **Possessory, non-purchase-money security interest.** This is what a pawnshop owner has when you pawn your property.
- **Judgment lien.** This means someone sued you, won a court judgment, and recorded a lien against your property.
- **Tax lien.** This means a federal, state, or local government agency recorded a lien against your property for unpaid taxes.
- **Child support lien.** This means that another parent or government agency has recorded a lien against your property for unpaid child support.
- **Mechanics' or materialmen's lien.** This means someone performed work on your real property or personal property (for example, a car) but didn't get paid, and recorded a lien on that property. Such liens can be an unpleasant surprise if you paid for the work, but your contractor didn't pay a subcontractor who got a lien against your property.
- **Unknown.** If you don't know what kind of lien you are dealing with, put "Don't know nature of lien" after the date. The bankruptcy trustee can help you figure it out later.

Description of Property. Describe each item of real estate and personal property that is collateral for the secured debt listed in the first column. Use the same description you used on Schedule A for real property or Schedule B for personal property. If a creditor's lien covers several items of property, list all items affected by the lien.

Value of Property. The amount you put here must jibe with what you listed on Schedule A or B. If you put only the total value of a group of items on Schedule B, you must now get more specific. For instance, if a department store has a secured claim against your washing machine, and you listed your "washer/dryer set" on Schedule B, now you must provide the washer's specific replacement value. You may have already done this on the Property Exemption Worksheet. If not, see the instructions for "Current Value" on Schedule B.

Contingent, Unliquidated, Disputed. Indicate whether the creditor's secured claim is contingent, unliquidated, or disputed. Check all categories that apply. If you're uncertain of which to choose, check the one that seems closest. If none apply, leave them blank. Briefly, these terms mean:

- **Contingent.** The claim depends on some event that hasn't yet occurred and may never occur. For example, if you cosigned a secured loan, you won't be liable unless the principal debtor defaults. Your liability as cosigner is contingent upon the default.
- **Unliquidated.** This means that a debt may exist, but the exact amount hasn't been determined. For example, say you've sued someone for injuries you suffered in an auto accident, but the case isn't over. Your lawyer has taken the case under a contingency fee agreement—he'll get a third of the recovery if you win, and nothing if you lose—and has a security interest in the final recovery amount. The debt to the lawyer is unliquidated because you don't know how much, if anything, you'll win.
- **Disputed.** A claim is disputed if you and the creditor do not agree about the existence or amount of the debt. For instance, suppose the IRS says you owe \$10,000 and has put a lien on your property, and you say you owe \$500. List the full amount of the lien, not the amount you think you owe.



TIP

You're not admitting you owe the debt. You may think you don't really owe a contingent, unliquidated, or disputed debt, or you may not want to "admit" that you owe the debt. By listing a debt here, however, you aren't admitting anything. Instead, you are making sure that, if you owe the debt after all, it will be discharged in your bankruptcy (if it is dischargeable; see Ch. 9).

Amount of Claim Without Deducting Value of Collateral.

For each secured creditor, list the amount it would take to pay off the secured claim, regardless of what the property is worth. The lender can give you this figure. In some cases, the amount of the secured claim may be more than the property's value.

EXAMPLE: Your original loan was for \$13,000, plus \$7,000 in interest (for \$20,000 total). You've made enough payments so that \$15,000 will cancel the debt. You would put \$15,000 in this column.

If you have more than one creditor for a given secured claim (for example, the lender and a collection agency), list the debt only for the lender and put ditto marks (") for each subsequent creditor.

Subtotal/Total. Total the amounts in the "Amount of Claim" column for each page. Do not include the amounts represented by the ditto marks if you listed multiple creditors for a single debt. On the final page of Schedule D, which may be the first page or a preprinted continuation page, enter the total of all secured claims.

Unsecured Portion, If Any. If the replacement value of the collateral is equal to or greater than the amount of the claim, enter "0," meaning that the creditor's claim is fully secured. If the replacement value of the collateral is less than the amount of the claim(s) listed, enter the difference here.

EXAMPLE: If the current value of your car is \$5,000 but you still owe \$6,000 on your car loan, enter \$1,000 in this column (\$6,000 – \$5,000). This is the amount of the loan that is unsecured by the collateral (your car).

If you list an amount in this column for a creditor, do not list this amount again on Schedule F (where you will list all other creditors with unsecured claims). Otherwise, this unsecured amount will be listed twice.

How to List Creditors Associated With Foreclosed Property

Until your property is sold in a foreclosure sale and a deed has been recorded showing a transfer of ownership to the lender or new purchaser, you still own the property and any mortgages on the property are considered to be secured debts. You must list all lenders, mortgage servicers, foreclosing trustees, and attorneys listed on foreclosure papers as secured creditors on Schedule D. You should list the amounts of the mortgages only once, however. After a deed has been recorded showing that you no longer own the property, your mortgage debt is no longer secured debt, and you should list all these parties on Schedule F as unsecured creditors.

Schedule E—Creditors Holding Unsecured Priority Claims

Schedule E identifies certain creditors who may be entitled to be paid first—by the trustee—out of your nonexempt assets. Even if you don't have any nonexempt assets to be distributed, you still need to fill this form out if you have any unsecured priority debts.

Set out below are a sample completed Schedule E and line-by-line instructions.

In re and **Case No.** Follow the instructions for Schedule A.

☐ **Check this box if debtor has no creditors holding unsecured priority claims to report on this Schedule E.** Priority claims are claims that must be paid first in your bankruptcy case. The most common examples are unsecured income tax debts and past due alimony or child support. There are several other categories of priority debts, however. Read further to figure out whether or not you can check this box.

Types of priority claims. These are the categories of priority debts, as listed on Schedule E. Check the appropriate box on the form if you owe a debt in that category.

☐ **Domestic support obligations.** Check this box for claims for domestic support that you owe to, or that are recoverable by, a spouse, former spouse, or child; the parent, legal guardian, or responsible relative of such a child; or a governmental unit to whom such a domestic support claim has been assigned.

☐ **Extensions of credit in an involuntary case.** Don't check this box. You are filing a voluntary, not an involuntary, bankruptcy case.

☐ **Wages, salaries, and commissions.** If you own a business and owe a current or former employee wages, vacation pay, or sick leave that was earned within 180 days before you filed your petition or within 180 days of the date you ceased your business, check this box. If you owe money to an independent contractor who did work for you, and the money was earned within 180 days before you filed your petition or within 180 days of the date you ceased your business, check this box only if, in the 12 months before you file for bankruptcy, this independent contractor earned at least 75% of his or her total independent contractor receipts from you. Only the first \$10,950 owed per employee or independent contractor is a priority debt.

☐ **Contributions to employee benefit plans.** Check this box if you own a business and you owe contributions to an employee benefit fund for services rendered by an employee within 180 days before you filed your petition, or within 180 days of the date you ceased your business.

☐ **Certain farmers and fishermen.** Check this box only if you operate or operated a grain storage facility and owe a grain producer, or you operate or operated a fish produce or storage facility and owe a U.S. fisherman for fish or fish products. Only the first \$5,400 owed per person is a priority debt.

☐ **Deposits by individuals.** If you took money from people who planned to purchase, lease, or rent goods or services from you that you never delivered, you may owe a priority debt. For the debt to qualify as a priority, the goods or services must have been planned for personal, family, or household use. Only the first \$2,425 owed (per person) is a priority debt.

☐ **Taxes and certain other debts owed to governmental units.** Check this box if you owe unsecured back taxes or if you owe any other debts to the government, such as fines imposed for driving under the influence of drugs or alcohol. Not all tax debts are unsecured priority claims. For example, if the IRS has recorded a lien against your real property, and the equity in your property fully covers the amount of your tax debt, your debt is a secured debt. It should be on Schedule D, not on this schedule.

Sample Schedule E—page 1

B6E (Official Form 6E) (12/07)

In re **Carrie Anne Edwards**

Case No. _____

Debtor

SCHEDULE E - CREDITORS HOLDING UNSECURED PRIORITY CLAIMS

A complete list of claims entitled to priority, listed separately by type of priority, is to be set forth on the sheets provided. Only holders of unsecured claims entitled to priority should be listed in this schedule. In the boxes provided on the attached sheets, state the name, mailing address, including zip code, and last four digits of the account number, if any, of all entities holding priority claims against the debtor or the property of the debtor, as of the date of the filing of the petition. Use a separate continuation sheet for each type of priority and label each with the type of priority.

The complete account number of any account the debtor has with the creditor is useful to the trustee and the creditor and may be provided if the debtor chooses to do so. If a minor child is a creditor, state the child's initials and the name and address of the child's parent or guardian, such as "A.B., a minor child, by John Doe, guardian." Do not disclose the child's name. See, 11 U.S.C. § 112 and Fed. R. Bankr. P. 1007(m).

If any entity other than a spouse in a joint case may be jointly liable on a claim, place an "X" in the column labeled "Codebtor," include the entity on the appropriate schedule of creditors, and complete Schedule H-Codebtors. If a joint petition is filed, state whether the husband, wife, both of them, or the marital community may be liable on each claim by placing an "H," "W," "J," or "C" in the column labeled "Husband, Wife, Joint, or Community." If the claim is contingent, place an "X" in the column labeled "Contingent." If the claim is unliquidated, place an "X" in the column labeled "Unliquidated." If the claim is disputed, place an "X" in the column labeled "Disputed." (You may need to place an "X" in more than one of these three columns.)

Report the total of claims listed on each sheet in the box labeled "Subtotals" on each sheet. Report the total of all claims listed on this Schedule E in the box labeled "Total" on the last sheet of the completed schedule. Report this total also on the Summary of Schedules.

Report the total of amounts entitled to priority listed on each sheet in the box labeled "Subtotals" on each sheet. Report the total of all amounts entitled to priority listed on this Schedule E in the box labeled "Totals" on the last sheet of the completed schedule. Individual debtors with primarily consumer debts report this total also on the Statistical Summary of Certain Liabilities and Related Data.

Report the total of amounts not entitled to priority listed on each sheet in the box labeled "Subtotals" on each sheet. Report the total of all amounts not entitled to priority listed on this Schedule E in the box labeled "Totals" on the last sheet of the completed schedule. Individual debtors with primarily consumer debts report this total also on the Statistical Summary of Certain Liabilities and Related Data.

☐ Check this box if debtor has no creditors holding unsecured priority claims to report on this Schedule E.

TYPES OF PRIORITY CLAIMS (Check the appropriate box(es) below if claims in that category are listed on the attached sheets)

☒ **Domestic support obligations**

Claims for domestic support that are owed to or recoverable by a spouse, former spouse, or child of the debtor, or the parent, legal guardian, or responsible relative of such a child, or a governmental unit to whom such a domestic support claim has been assigned to the extent provided in 11 U.S.C. § 507(a)(1).

☐ **Extensions of credit in an involuntary case**

Claims arising in the ordinary course of the debtor's business or financial affairs after the commencement of the case but before the earlier of the appointment of a trustee or the order for relief. 11 U.S.C. § 507(a)(3).

☐ **Wages, salaries, and commissions**

Wages, salaries, and commissions, including vacation, severance, and sick leave pay owing to employees and commissions owing to qualifying independent sales representatives up to \$10,950* per person earned within 180 days immediately preceding the filing of the original petition, or the cessation of business, whichever occurred first, to the extent provided in 11 U.S.C. § 507(a)(4).

☐ **Contributions to employee benefit plans**

Money owed to employee benefit plans for services rendered within 180 days immediately preceding the filing of the original petition, or the cessation of business, whichever occurred first, to the extent provided in 11 U.S.C. § 507(a)(5).

☐ **Certain farmers and fishermen**

Claims of certain farmers and fishermen, up to \$5,400* per farmer or fisherman, against the debtor, as provided in 11 U.S.C. § 507(a)(6).

☐ **Deposits by individuals**

Claims of individuals up to \$2,425* for deposits for the purchase, lease, or rental of property or services for personal, family, or household use, that were not delivered or provided. 11 U.S.C. § 507(a)(7).

☒ **Taxes and certain other debts owed to governmental units**

Taxes, customs duties, and penalties owing to federal, state, and local governmental units as set forth in 11 U.S.C. § 507(a)(8).

☐ **Commitments to maintain the capital of an insured depository institution**

Claims based on commitments to the FDIC, RTC, Director of the Office of Thrift Supervision, Comptroller of the Currency, or Board of Governors of the Federal Reserve System, or their predecessors or successors, to maintain the capital of an insured depository institution. 11 U.S.C. § 507(a)(9).

☐ **Claims for death or personal injury while debtor was intoxicated**

Claims for death or personal injury resulting from the operation of a motor vehicle or vessel while the debtor was intoxicated from using alcohol, a drug, or another substance. 11 U.S.C. § 507(a)(10).

* Amounts are subject to adjustment on April 1, 2010, and every three years thereafter with respect to cases commenced on or after the date of adjustment.

Sample Schedule E—page 2

B6E (Official Form 6E) (12/07) - Cont.

In re Carrie Anne Edwards

Case No. _____

Debtor

SCHEDULE E - CREDITORS HOLDING UNSECURED PRIORITY CLAIMS
(Continuation Sheet)**Domestic Support Obligations**

TYPE OF PRIORITY

CREDITOR'S NAME, AND MAILING ADDRESS INCLUDING ZIP CODE, AND ACCOUNT NUMBER (See instructions.)	C O D E B T O R	H W J C	Husband, Wife, Joint, or Community	D A T E C L A I M W A S I N C U R R E D A N D C O N S I D E R A T I O N F O R C L A I M	C O N T I N G E N T	U N L I Q U I D A T E D	D I S P U T E D	AMOUNT OF CLAIM	AMOUNT NOT ENTITLED TO PRIORITY, IF ANY
									AMOUNT ENTITLED TO PRIORITY
Account No.				2005					
Jon Edwards 900 Grand View Jackson, WY 83001			-	Child support					0.00
								4,500.00	4,500.00
Account No.									
Account No.									
Account No.									
Account No.									
Subtotal									0.00
(Total of this page)								4,500.00	4,500.00

Sheet 1 of 2 continuation sheets attached to
Schedule of Creditors Holding Unsecured Priority Claims

Sample Schedule E—page 3

B6E (Official Form 6E) (12/07) - Cont.

In re Carrie Anne Edwards
Debtor

Case No. _____

SCHEDULE E - CREDITORS HOLDING UNSECURED PRIORITY CLAIMS
(Continuation Sheet)**Taxes and Certain Other Debts
Owed to Governmental Units**

TYPE OF PRIORITY

CREDITOR'S NAME, AND MAILING ADDRESS INCLUDING ZIP CODE, AND ACCOUNT NUMBER (See instructions.)	C O D E D E B T O R	H W J C	Husband, Wife, Joint, or Community	D A T E C L A I M W A S I N C U R R E D A N D C O N S I D E R A T I O N F O R C L A I M	C O N T I N G E N T	U N L I Q U I D A T E D	D I S P U T E D	AMOUNT OF CLAIM	AMOUNT NOT ENTITLED TO PRIORITY, IF ANY
									AMOUNT ENTITLED TO PRIORITY
Account No.				April 15, 20XX tax liability and interest					
IRS Columbus, OH 43266			-						0.00
								3,000.00	3,000.00
Account No.									
Account No.									
Account No.									
Account No.									
Subtotal									0.00
(Total of this page)								3,000.00	3,000.00
Total									0.00
(Report on Summary of Schedules)								7,500.00	7,500.00

Sheet **2** of **2** continuation sheets attached to
Schedule of Creditors Holding Unsecured Priority Claims

☐ **Commitments to maintain the capital of an insured depository institution.** Don't check this box. It is for business bankruptcies.

☐ **Claims for death or personal injury while debtor was intoxicated.** Check this box if there are claims against you for death or personal injury resulting from your operation of a motor vehicle or vessel while intoxicated from using alcohol, a drug, or another substance. This priority doesn't apply to property damage—only to personal injury or death.

If you didn't check any of the priority debt boxes, go back and check the first box, showing you have no unsecured priority claims to report. Then go on to Schedule F.

If you checked any of the priority debt boxes, make as many photocopies of the continuation page as the number of priority debt boxes you checked. You will need to complete a separate sheet for each type of priority debt, as follows:

In re and Case No. Follow the instructions for Schedule A.

Type of Priority. Insert the category for one of the boxes you checked (for example, "Domestic support obligations").

Creditor's Name, Mailing Address Including Zip Code, and Account Number. List the name and complete mailing address (including zip code) of each priority creditor, as well as the account number, if you know it. The address should be the one provided by the creditor in two written communications you have received from the creditor within the past 90 days, if possible. You may have more than one priority creditor for a given debt. For example, if you've been sued or hounded by a collection agency, list the collection agency in addition to the original creditor.

If the creditor is a child, list the child's initials and the name and address of the child's parent or guardian. For example, "A.B., a minor child, by John Doe, Guardian, 111 Alabama Avenue, San Francisco, CA 94732." Don't state the child's name.

Codebtor. If someone else can be legally forced to pay your debt to a priority creditor, enter an "X" in this column and list the codebtor in the creditor column of this schedule. You'll also need to list the codebtor as a creditor in Schedule F and Schedule H. Common codebtors are listed in the instructions for Schedule D.

Husband, Wife, Joint, or Community. Follow the instructions for Schedule A.

Date Claim Was Incurred and Consideration for Claim.

State the date you incurred the debt—this may be a specific date or a period of time. Also briefly state what the debt is for. For example, "goods purchased," "hours worked for me," or "deposit for my services."

Contingent, Unliquidated, Disputed. Follow the instructions for Schedule D.

Amount of Claim. For each priority debt other than taxes, list the amount it would take to pay off the debt in full, even if it's more than the priority limit. For taxes, list only the amount that is unsecured (and therefore a priority). You should list the secured amount on Schedule D. If the amount isn't determined, write "not yet determined" in this column.

Amount Entitled to Priority. If the priority claim is larger than the maximum indicated on the first page of Schedule E (for example, \$10,950 of wages owed to each employee), put the maximum here. If the claim is less than the maximum, put the amount you entered in the Total Amount of Claim column here.

Amount Not Entitled to Priority, If Any. List any portion of the debt that is not entitled to priority here. For example, if you owe an employee \$15,000 in wages, only the first \$10,950 is entitled to priority. That amount should be listed in the "Amount Entitled to Priority" column; here, you would list the remaining \$4,050.

Subtotal/Total. At the bottom of each continuation page, list the subtotals of the "Amount of Claim," "Amount Entitled to Priority," and "Amount Not Entitled to Priority, If Any" columns. Enter the total amounts for each of these categories on the final page of Schedule E.

Schedule F—Creditors Holding Unsecured Nonpriority Claims

In this schedule, list all creditors you haven't listed in Schedules D or E. You should include debts that are or may be nondischargeable, such as a student loan. Even if you believe that you don't owe the debt or you owe only a small amount and intend to pay it off, you must include it here. It's essential that you list every creditor to whom you owe, or possibly owe, money. The only way you can legitimately leave off a creditor is if your balance owed is \$0.

**TIP**

You can pay creditors after you file. You may be tempted to leave some creditors (like your doctor, favorite electrician, or a relative who loaned you money) off of your bankruptcy schedules, in order to stay in their good graces. That's not a good idea: You must list all of your creditors. However, there is nothing to prevent you from paying a dischargeable debt after your bankruptcy is complete. The only effect bankruptcy has on the debt is that the creditor can't pursue it through collections or place it on your credit report. If you plan to pay certain creditors after your bankruptcy, let them know. This will lessen the sting of your bankruptcy filing. Although your promise is unenforceable, creditors will gladly accept your money.

Even if you plan (and want) to repay a particular creditor, list the debt and get it discharged, anyway. The creditor will be legally barred from trying to collect the debt, but you can always pay the debt voluntarily out of property or income you receive after you file for bankruptcy.

EXAMPLE: Peter owes his favorite aunt \$8,000. Peter files for bankruptcy and lists the debt, which is discharged when Peter's bankruptcy is over. Peter can voluntarily repay the \$8,000 out of wages he earns any time after he files, because the wages he earns after filing are not part of his bankruptcy estate. He cannot use property that belongs to the bankruptcy estate, however, until he receives a discharge. The important thing is, repayment is completely voluntary on Peter's part. Peter's aunt can't sue him in court to enforce payment of the debt.

Inadvertent errors or omissions on this schedule can come back to haunt you. If you don't list a debt you owe to a creditor, it might not be discharged in bankruptcy if your estate has assets that are distributed to your other creditors by the trustee, or if the creditor is otherwise prejudiced by being left out (although it is sometimes possible in these circumstances to reopen the bankruptcy and include the creditor). Also, leaving a creditor off the schedule might raise suspicions that you deliberately concealed information, perhaps to give that creditor preferential treatment in violation of bankruptcy rules.

**TIP**

Use your credit reports. You aren't required to use a credit report to find creditors when filing for bankruptcy, but it will help you make sure you don't miss anyone. You will likely find entries on your credit report for debts you didn't know you owed. But it never hurts to list a creditor in your bankruptcy, even if you don't think you owe the debt (you can always check the "disputed" box on the appropriate Schedule). If you can get them free, it's a good idea to get a copy of your report from all three major credit reporting agencies; the information in them does vary. (For more information on credit reports and how to obtain them, see Ch. 8.) Don't rely exclusively on credit reports, however; you must disclose every debt on your bankruptcy forms, whether or not it appears in a credit report.

Below are a sample completed Schedule F and line-by-line instructions. Use as many preprinted continuation pages as you need.

In re and **Case No.** Follow the instructions for Schedule A.

☐ **Check this box if debtor has no creditors holding unsecured claims to report on this Schedule F.** Check this box if you have no unsecured nonpriority debts. This would be very rare.

Creditor's Name, Mailing Address Including Zip Code, and Account Number. List, preferably in alphabetical order, the name and complete mailing address of each unsecured creditor, as well as the account number (if you know it). If you have more than one unsecured creditor for a given debt, list the original creditor first, followed by the other creditors. For example, for a particular debt, you might have the name, address, and account number for the original creditor, a collection agency run by the original creditor, an independent collection agency, an attorney debt collector, and an attorney who has sued you.

It's best to list all the creditors, because it never hurts to be thorough. But you could omit the intermediate collectors and just list the original creditor and the latest collector or attorney. Or, if you no longer have contact information for the original creditor, listing the latest collector will do.

When you are typing your final papers, if you get to the end and discover that you left a creditor off, don't start all over again in search of perfect alphabetical order. Just add the creditor to the end of the list.

Sample Schedule F—page 1

B6F (Official Form 6F) (12/07)

In re **Carrie Anne Edwards**

Case No. _____

Debtor

SCHEDULE F - CREDITORS HOLDING UNSECURED NONPRIORITY CLAIMS

State the name, mailing address, including zip code, and last four digits of any account number, of all entities holding unsecured claims without priority against the debtor or the property of the debtor, as of the date of filing of the petition. The complete account number of any account the debtor has with the creditor is useful to the trustee and the creditor and may be provided if the debtor chooses to do so. If a minor child is a creditor, state the child's initials and the name and address of the child's parent or guardian, such as "A.B., a minor child, by John Doe, guardian." Do not disclose the child's name. See, 11 U.S.C. §112 and Fed. R. Bankr. P. 1007(m). Do not include claims listed in Schedules D and E. If all creditors will not fit on this page, use the continuation sheet provided.

If any entity other than a spouse in a joint case may be jointly liable on a claim, place an "X" in the column labeled "Codebtor," include the entity on the appropriate schedule of creditors, and complete Schedule H - Codebtors. If a joint petition is filed, state whether the husband, wife, both of them, or the marital community may be liable on each claim by placing an "H," "W," "J," or "C" in the column labeled "Husband, Wife, Joint, or Community."

If the claim is contingent, place an "X" in the column labeled "Contingent." If the claim is unliquidated, place an "X" in the column labeled "Unliquidated." If the claim is disputed, place an "X" in the column labeled "Disputed." (You may need to place an "X" in more than one of these three columns.)

Report the total of all claims listed on this schedule in the box labeled "Total" on the last sheet of the completed schedule. Report this total also on the Summary of Schedules and, if the debtor is an individual with primarily consumer debts, report this total also on the Statistical Summary of Certain Liabilities and Related Data.

☐ Check this box if debtor has no creditors holding unsecured claims to report on this Schedule F.

CREDITOR'S NAME, MAILING ADDRESS INCLUDING ZIP CODE, AND ACCOUNT NUMBER (See instructions above.)	C O D E B T O R	Husband, Wife, Joint, or Community	C O N T I N G E N T	U N L I Q U I D A T E D	D I S P U T E D	AMOUNT OF CLAIM
		H W J C				
Account No. Alan Accountant 5 Green St. Cleveland, OH 44118		4 /XX Tax preparation				500.00
Account No. 41 89-0000-2613-5556 American Allowance PO Box 1 New York, NY 10001		1/xx to 4/xx credit card charges				5,600.00
Account No. Angel of Mercy Hospital 4444 Elevisior St. Belmont, CA 94003		12/xx uninsured surgery and medical treatment				34,000.00
Account No. Bob Jones III 4566 Fifth Ave. New York, NY 10020		5/xx Auto accident--negligence claim				75,000.00
Subtotal (Total of this page)						115,100.00

2 continuation sheets attached

Sample Schedule F—page 3

B6F (Official Form 6F) (12/07) - Cont.

In re Carrie Anne Edwards

Case No. _____

Debtor

SCHEDULE F - CREDITORS HOLDING UNSECURED NONPRIORITY CLAIMS
(Continuation Sheet)

CREDITOR'S NAME, MAILING ADDRESS INCLUDING ZIP CODE, AND ACCOUNT NUMBER (See instructions above.)	C O D E B T O R	Husband, Wife, Joint, or Community	DATE CLAIM WAS INCURRED AND CONSIDERATION FOR CLAIM. IF CLAIM IS SUBJECT TO SETOFF, SO STATE.	C O N T I N G E N T	U N L I Q U I D A T E D	D I S P U T E D	AMOUNT OF CLAIM
		H W J C					
Account No. Fannie's Furniture 55544 Grove St. Berkeley, CA 94710	X	-	12/xx used bedroomset				1,300.00
Account No. 222387941 Illuminating Co. 20245 Old Hwy 53 Clearlake, CA 95422		-	3/xx to 7/xx electrical work on house				750.00
Account No. John White Esq. PO Box 401 Finley, CA 95435		-	2/xx to 8/xx Legal representation in lawsuit against neighbor for incursion on property				3,450.00
Account No. 11210550 PG&E 315 North Forbes St. Lakeport, CA 95453		-	12/xx to 6/xx gas and electric service				1,200.00
Account No. 487310097 Sears PO Box 11 Chicago, IL 60619		-	20xx to 200xy Dept store and catalog charges				3,800.00
Subtotal (Total of this page)							10,500.00
Total (Report on Summary of Schedules)							155,915.00

Sheet no. 2 of 2 sheets attached to Schedule of
Creditors Holding Unsecured Nonpriority Claims

Creditors That Are Often Overlooked

One debt may involve several different creditors.

Remember to include:

- your ex-spouse, if you are still obligated under a divorce decree or settlement agreement to pay joint debts, turn any property over to your ex, or make payments as part of your property division
- anyone who has cosigned a promissory note or loan application you signed
- any holder of a loan or promissory note that you cosigned for someone else
- the original creditor, anybody to whom the debt has been assigned or sold, and any other person (such as a bill collector or attorney) trying to collect the debt, and
- anyone who may sue you because of a car accident, business dispute, or the like.

Codebtor. If someone else can be legally forced to pay your debt to a listed unsecured creditor, enter an “X” in this column and list the codebtor as a creditor in this schedule. Also, list the codebtor in Schedule H. The instructions for Schedule D list common codebtors.

Husband, Wife, Joint, or Community. Follow the instructions for Schedule A.

Date Claim Was Incurred and Consideration for Claim.

If Claim Is Subject to Setoff, So State. State when the debt was incurred. It may be one date or a period of time. With credit card debts, put the approximate time over which you ran up the charges, unless the unpaid charges were made on one or two specific dates. Then state what the debt was for. You can be general (“clothes” or “household furnishings”) or specific (“refrigerator” or “teeth capping”).

If you are entitled to a setoff against the debt—that is, the creditor owes you some money, too—list the amount and why you think you are entitled to the setoff. If there is more than one creditor for a single debt, put ditto marks (") in this column for the subsequent creditors.

Contingent, Unliquidated, Disputed. Follow the instructions for Schedule D.

Amount of Claim. List the amount of the debt claimed by the creditor, even if you dispute the amount. That way, it will all be wiped out if it's dischargeable. If there's more than one creditor for a single debt, put the debt amount across from the original creditor and put ditto marks (") across from each subsequent creditor you have listed. Be as precise as possible when stating the amount. If you must approximate, write “approx.” after the amount.

Subtotal/Total. Total the amounts in the last column for this page. Do not include the amounts represented by the ditto marks if you listed multiple creditors for a single debt. On the final page (which may be the first page or a preprinted continuation page), enter the total of all unsecured, nonpriority claims. On the first page in the bottom left-hand corner, note the number of continuation pages you are attaching.

Listing Debts on Foreclosed and Repossessed Property

Debts that were secured debts prior to a foreclosure or repossession become unsecured debts after title reverts to the secured lender, and you should list them on Schedule F as unsecured debts. If you know what the alleged deficiency was (the difference between what you owed and what the lender ultimately got in the foreclosure or repossession sale), list the deficiency. If you don't yet know—because the foreclosure or repossession was so recent—list the entire debt.

Schedule G—Executory Contracts and Unexpired Leases

In this form, you list every executory contract or unexpired lease to which you're a party. "Executory" means the contract is still in force—that is, both parties are still obligated to perform important acts under it. Similarly, "unexpired" means that the contract or lease period hasn't run out—that is, it is still in effect. Common examples of executory contracts and unexpired leases are:

- car leases
- residential leases or rental agreements
- business leases or rental agreements
- service contracts
- business contracts
- time-share contracts or leases
- contracts of sale for real estate
- personal property leases, such as equipment used in a beauty salon
- copyright and patent license agreements
- leases of real estate (surface and underground) for the purpose of harvesting timber, minerals, or oil
- future homeowners' association fee requirements
- agreements for boat docking privileges, and
- insurance contracts.



CAUTION

If you're behind in your payments. If you are not current on payments that were due under a lease or executory contract, the delinquency should also be listed as a debt on Schedule D, E, or F. The sole purpose of this schedule is to identify existing contractual obligations that you still owe or that someone owes you. Later, you will be given the opportunity to state whether you want the lease or contract to continue in effect.

Below are a sample completed Schedule G and line-by-line instructions.

In re and **Case No.** Follow the instructions for Schedule A.

☐ **Check this box if debtor has no executory contracts or unexpired leases.** Check this box if it applies; otherwise, complete the form.

Name and Mailing Address, Including Zip Code, of Other Parties to Lease or Contract. Provide the name and full address (including zip code) of each party—other than yourself—to each lease or contract. These parties are either people who signed agreements or the companies for whom these people work. If you're unsure about whom to list, include the person who signed an agreement, any company whose name appears on the agreement, and anybody who might have an interest in having the contract or lease enforced. If you still aren't sure, put "don't know."

Description of Contract or Lease and Nature of Debtor's Interest. For each lease or contract, give:

- a description of the basic type (for instance, residential lease, commercial lease, car lease, business obligation, or copyright license)
- the date the contract or lease was signed
- the date the contract is to expire (if any)
- a summary of each party's rights and obligations under the lease or contract, and
- the contract number, if the contract is with any government body.

Sample Schedule G

B6G (Official Form 6G) (12/07)

In re **Carrie Anne Edwards**,
Debtor

Case No. _____

SCHEDULE G - EXECUTORY CONTRACTS AND UNEXPIRED LEASES

Describe all executory contracts of any nature and all unexpired leases of real or personal property. Include any timeshare interests. State nature of debtor's interest in contract, i.e., "Purchaser", "Agent", etc. State whether debtor is the lessor or lessee of a lease. Provide the names and complete mailing addresses of all other parties to each lease or contract described. If a minor child is a party to one of the leases or contracts, state the child's initials and the name and address of the child's parent or guardian, such as "A.B., a minor child, by John Doe, guardian." Do not disclose the child's name. See, 11 U.S.C. §112 and Fed. R. Bankr. P. 1007(m).

☐ Check this box if debtor has no executory contracts or unexpired leases.

Name and Mailing Address, Including Zip Code, of Other Parties to Lease or Contract	Description of Contract or Lease and Nature of Debtor's Interest. State whether lease is for nonresidential real property. State contract number of any government contract.
Beauty Products Leasing Co. 44332 Geismar, LA 70734	Laser skin treatment machine. Lease for 5 year period that expires on 2012
Herman Jones 45543 Woodleigh Court Smith River, CA 95567	Sales contract for debtor's home entered into between debtor and Herman Jones on 2 /1/XX

0

continuation sheets attached to Schedule of Executory Contracts and Unexpired Leases

What Happens to Executory Contracts and Unexpired Leases in Bankruptcy

The trustee has 60 days after you file for bankruptcy to decide whether an executory contract or unexpired lease should be assumed (continued in force) as property of the estate or terminated (rejected). If the lease or contract would generate funds for your unsecured creditors, then it will be assumed; otherwise, it will be rejected. As a general matter, most leases and contracts are liabilities and are rejected by the trustee. However, you have the right to assume a lease on personal property (for instance, a car lease) on your own, as long as you give the creditor written notice and the creditor agrees. (11 U.S.C. § 365(p).) You provide this written notice in the Statement of Intention.

As a general rule, people filing Chapter 7 bankruptcies are not parties to leases or contracts that would likely add value to their bankruptcy estates. This isn't an absolute rule, however. If the trustee could sell a lease to someone else for a profit (because you're paying less than market rent, for example), the trustee might assume the lease and assign it for a lump sum that could be distributed to your creditors. But this would be highly unusual. Trustees aren't looking for ways to put you on the street or penalize you for getting a great rent deal.

It's also possible that you'll want to get out of a contract or lease, such as a residential or auto lease or a time-share you can't afford. Be sure to state at the bankruptcy meeting or even on your papers that you would like the trustee to terminate the agreement. But remember this is up to the trustee to decide.

If the lease is assigned or terminated or the contract is terminated, you and the other parties to the agreement are cut loose from any obligations, and any money you owe the creditor will be discharged in your bankruptcy, even if the debt arose after your filing date. For example, say you are leasing a car when you file for bankruptcy. You want out of the lease. The car dealer cannot repossess the car until the trustee terminates the lease, which normally must occur within 60 days of when you file. During that 60-day period, you can use the car without paying for it. The payments you don't make during this period will be discharged as if they were incurred prior to your bankruptcy.

Bankruptcy law has special rules for executory contracts related to intellectual property (copyright, patent, trademark, or trade secret), real estate, and time-share leases. If you are involved in one of these situations, see a lawyer.

Schedule H—Codebtors

In Schedules D, E, and F, you identified those debts for which you have codebtors—usually, a cosigner, guarantor, ex-spouse, nonfiling spouse in a community property state, nonfiling spouse for a debt for necessities, nonmarital partner, or joint contractor. You must also list those codebtors here. In addition, you must list the name and address of any spouse or former spouse who lived with you in Puerto Rico or in a community property state during the eight-year period immediately preceding your bankruptcy filing. (To remind you, the community property states are Alaska, Arizona, California, Idaho, Louisiana, Nevada, New Mexico, Texas, Washington, and Wisconsin.) If you are married but filing separately, include all names used by your spouse during the eight-year period.

In Chapter 7 bankruptcy, your codebtors will be wholly responsible for your debts, unless they, too, declare bankruptcy.

Below are a sample completed Schedule H and line-by-line instructions.

In re and Case No. Follow instructions for Schedule A.

☐ **Check this box if debtor has no codebtors.** Check this box if it applies; otherwise, complete the form.

Name and Address of Codebtor. List the name and complete address (including zip code) of each codebtor. If the codebtor is a nonfiling, current spouse, put all names by which that person was known during the previous eight years.

If the creditor is a child, list the child's initials and the name and address of the child's parent or guardian. For example, "A.B., a minor child, by John Doe, Guardian, 111 Alabama Avenue, San Francisco, CA 94732." Don't state the child's name.

Name and Address of Creditor. List the name and address of each creditor (as listed on Schedule D, E, or F) to which each codebtor is indebted.

Sample Schedule H

B6H (Official Form 6H) (12/07)

In re Carrie Anne Edwards
Debtor

Case No. _____

SCHEDULE H - CODEBTORS

Provide the information requested concerning any person or entity, other than a spouse in a joint case, that is also liable on any debts listed by debtor in the schedules of creditors. Include all guarantors and co-signers. If the debtor resides or resided in a community property state, commonwealth, or territory (including Alaska, Arizona, California, Idaho, Louisiana, Nevada, New Mexico, Puerto Rico, Texas, Washington, or Wisconsin) within the eight year period immediately preceding the commencement of the case, identify the name of the debtor's spouse and of any former spouse who resides or resided with the debtor in the community property state, commonwealth, or territory. Include all names used by the nondebtor spouse during the eight years immediately preceding the commencement of this case. If a minor child is a codebtor or a creditor, state the child's initials and the name and address of the child's parent or guardian, such as "A.B., a minor child, by John Doe, guardian." Do not disclose the child's name. See, 11 U.S.C. §112 and Fed. R. Bankr. P. 1007(m).

☐ Check this box if debtor has no codebtors.

NAME AND ADDRESS OF CODEBTOR	NAME AND ADDRESS OF CREDITOR
Bonnie Johnson 3335 Irving St. Clearlake, CA 95422	Fannie's Furniture 55544 Grove St. Berkeley, CA 94710

EXAMPLE: Tom Martin cosigned three different loans—with three different banks—for debtor Mabel Green, who is filing for bankruptcy. In the first column, Mabel lists Tom Martin as a codebtor. In the second, Mabel lists each of the three banks.



FOR MARRIED COUPLES

If you are married and filing alone. If you live in a community property state, your spouse may be a codebtor for most of the debts you listed in Schedules D, E, and F. This is because, in these states, most debts incurred by one spouse are owed by both spouses. In this event, don't relist all the creditors in the second column. Simply write "all creditors listed in Schedules D, E, and F, except:" and then list any creditors who you alone owe.

If you lived with a former spouse in a community property state or Puerto Rico in the eight-year period prior to filing, list his or her name and address.

Schedule I—Current Income of Individual Debtor(s)

In this Schedule, you calculate your actual current income (not your average monthly income in the six months before you file, which you'll have to calculate in Form 22A, below).

Directly below are a sample completed Schedule I and line-by-line instructions. If you're married and filing jointly, you must fill in information for both spouses.

In re and Case No. Follow the instructions for Schedule A.

Debtor's Marital Status. Enter your marital status. Your choices are single, married, separated (you aren't living with your spouse and plan never to again), widowed, or divorced. You are divorced only if you have received a final judgment of divorce from a court.

Dependents of Debtor and Spouse. List all people, according to their relationship with you (son, daughter, and so on), for whom you and your spouse provide at least 50% of support. There is no need to list their names. This list may include your children, your spouse's children, your parents, other relatives, and domestic partners. It does not include your spouse.

Employment. Provide the requested employment information. If you have more than one employer, enter "See continuation sheet" just below the box containing the employment information, then complete a continuation sheet. If you are retired, unemployed, or disabled, enter that in the blank for "occupation."

Income. Enter your estimated monthly gross income from regular employment, before any payroll deductions are taken. In the second blank, put your estimated monthly overtime pay. Add them together and enter the subtotal in the third blank.

Three Different Income Figures

The bankruptcy law that went into effect in October 2005 produces a number of strange results. One of these is that you will report three different income figures: the "current monthly income" figure in Form 22A, the actual income you report here, and the annual income figures you report in your Statement of Financial Affairs (see below).

Schedule I explicitly states that the income you report there will likely be different from what you report as your current monthly income on Form 22A. That's because the income you report on Form 22A is your average gross income for the six months before you file, but the income you report here is the actual net income you expect to be receiving every month going forward. If, for example, you lost your job a couple of months ago and are now earning much less, your income will be lower than what you reported on Form 22A.



CAUTION

Make sure the numbers add up. As you juggle these income and deduction numbers, remember that you need to use a monthly amount. This means you may need to convert the numbers on your pay stub or other documents if you're paid weekly, every two weeks, or twice a month.

Item 4: Payroll Deductions. In the four blanks, enter the deductions taken from your gross salary. The deductions listed are the most common ones, but you may have others to report. Other possible deductions are state disability taxes, wages withheld or garnished

for child support, credit union payments, or perhaps payments on a student loan or a car.

Item 5: Subtotal of Payroll Deductions. Add your payroll deductions and enter the subtotal.

Item 6: Total Net Monthly Take Home Pay. Subtract your payroll deductions subtotal from your income subtotal.

Item 7: Regular income from operation of business or profession or farm. If you are self-employed or operate a sole proprietorship, enter your monthly gross income from that source here. If it's been fairly steady for at least one calendar year, divide the amount you entered on your most recent tax return (IRS Schedule C, *Profit or Loss From Business*) by 12 for a monthly amount. If your income hasn't been steady for at least one calendar year, enter the average monthly gross income from your business or profession over the past three months. In either case, you must attach a detailed statement of your income (you can use your Schedule C).

Item 8: Income from real property. Enter the monthly income from real estate rentals, leases, or licenses (such as mineral exploration, oil, and the like).

Item 9: Interest and dividends. Enter the average estimated monthly interest you receive from bank or security deposits and other investments, such as stocks.

Item 10: Alimony, maintenance, or support payments payable to the debtor for the debtor's use or that of dependents listed above. Enter the average monthly amount you receive for your support (alimony, spousal support, or maintenance) or for your children (child support).

Item 11: Social security or government assistance. Enter the total monthly amount you receive in Social Security, SSI, public assistance, disability payments, veterans' benefits, unemployment compensation, workers' compensation, or any other government benefit. If you receive food stamps, include their monthly value. Specify the source of the benefits.

Item 12: Pension or retirement income. Enter the total monthly amount of all pension, annuity, IRA, Keogh, or other retirement benefits you currently receive.

Item 13: Other monthly income. Specify any other income (such as royalty payments or payments from a trust) you receive on a regular basis, and enter the monthly amount here. You may have to divide by three, six, or 12 if you receive the payments quarterly, semiannually, or annually.

Item 14: Subtotal of Lines 7 through 13. Add up your additional income (Items 7 through 13).

Item 15: Average Monthly Income. Add Items 6 and 14 and list the total here.

Item 16: Combined Average Monthly Income. If you are filing jointly, combine your total from Item 15 with your spouse's total from Item 15.

Item 17: Describe any increase or decrease in income reasonably anticipated to occur within the year following the filing of this document. If you indicate that you will soon be enjoying a significantly higher income, you might face a motion from the U.S. Trustee seeking to force you into Chapter 13. But you must be accurate and complete, so you need to disclose that fact here. Of course, if your income is due to decrease any time soon, you should use this part of the form to indicate that as well.

Sample Schedule I

B61 (Official Form 61) (12/07)

In re **Carrie Anne Edwards**

Case No. _____

Debtor(s)

SCHEDULE I - CURRENT INCOME OF INDIVIDUAL DEBTOR(S)

The column labeled "Spouse" must be completed in all cases filed by joint debtors and by every married debtor, whether or not a joint petition is filed, unless the spouses are separated and a joint petition is not filed. Do not state the name of any minor child. The average monthly income calculated on this form may differ from the current monthly income calculated on Form 22A, 22B, or 22C.

Debtor's Marital Status:	DEPENDENTS OF DEBTOR AND SPOUSE	
Divorced	RELATIONSHIP(S): Daughter Son	AGE(S): 12 14
Employment:	DEBTOR	SPOUSE
Occupation	Retail	
Name of Employer	Macy's	
How long employed	2 months	
Address of Employer	2356 Cleveland Ave. Santa Rosa, CA 95402	

INCOME: (Estimate of average or projected monthly income at time case filed)

1. Monthly gross wages, salary, and commissions (Prorate if not paid monthly)	DEBTOR \$ 4,950.67	SPOUSE \$ N/A
2. Estimate monthly overtime	\$ 0.00	\$ N/A

3. SUBTOTAL	\$ 4,950.67	\$ N/A
-------------	--------------------	---------------

4. LESS PAYROLL DEDUCTIONS

a. Payroll taxes and social security	\$ 541.67	\$ N/A
b. Insurance	\$ 0.00	\$ N/A
c. Union dues	\$ 0.00	\$ N/A
d. Other (Specify): _____	\$ 0.00	\$ N/A
	\$ 0.00	\$ N/A

5. SUBTOTAL OF PAYROLL DEDUCTIONS	\$ 541.67	\$ N/A
-----------------------------------	------------------	---------------

6. TOTAL NET MONTHLY TAKE HOME PAY	\$ 4,409.00	\$ N/A
------------------------------------	--------------------	---------------

7. Regular income from operation of business or profession or farm (Attach detailed statement)	\$ 0.00	\$ N/A
--	----------------	---------------

8. Income from real property	\$ 0.00	\$ N/A
------------------------------	----------------	---------------

9. Interest and dividends	\$ 0.00	\$ N/A
---------------------------	----------------	---------------

10. Alimony, maintenance or support payments payable to the debtor for the debtor's use or that of dependents listed above	\$ 400.00	\$ N/A
--	------------------	---------------

11. Social security or government assistance (Specify): _____	\$ 0.00	\$ N/A
	\$ 0.00	\$ N/A

12. Pension or retirement income	\$ 0.00	\$ N/A
----------------------------------	----------------	---------------

13. Other monthly income (Specify): royalties from Independent Paralegals Handbook	\$ 800.00	\$ N/A
	\$ 0.00	\$ N/A

14. SUBTOTAL OF LINES 7 THROUGH 13	\$ 1,200.00	\$ N/A
------------------------------------	--------------------	---------------

15. AVERAGE MONTHLY INCOME (Add amounts shown on lines 6 and 14)	\$ 5,609.00	\$ N/A
--	--------------------	---------------

16. COMBINED AVERAGE MONTHLY INCOME: (Combine column totals from line 15)	\$ 5,609.00	
---	--------------------	--

(Report also on Summary of Schedules and, if applicable, on Statistical Summary of Certain Liabilities and Related Data)

17. Describe any increase or decrease in income reasonably anticipated to occur within the year following the filing of this document:

Overtime is being phased out and I will probably be making \$100 a month less than is currently the case.

Schedule J—Current Expenditures of Individual Debtor(s)

In this form, you must list your family's total monthly expenditures, even if you're married and filing alone. Be complete and accurate. Expenditures for items the trustee considers luxuries won't be considered reasonable and will be disregarded. For instance, payments on expensive cars or investment property may be disregarded by the trustee. If this happens, you may be forced into Chapter 13 if you don't want your case dismissed. Reasonable expenditures for housing, utilities, food, medical care, clothing, education, and transportation will be counted. Be ready to support high amounts with bills, receipts, and canceled checks.

EXAMPLE 1: Joe owes \$100,000 (excluding his mortgage and car), earns \$4,000 a month, and spends \$3,600 a month for the other items listed on Schedule J, including payments on a midpriced car and a moderately priced family home. Joe would probably be allowed to proceed with a Chapter 7 bankruptcy because his monthly disposable income (\$400) wouldn't put much of a dent in his \$100,000 debt load, even over a five-year period.

EXAMPLE 2: Same facts, except that Joe's Schedule J expenditures total only \$2,200 a month. In this case, the court might rule that because Joe has \$1,800 a month in disposable income, he could pay off most of his \$100,000 debt load over a three- to five-year period, either informally or under a Chapter 13 repayment plan. The court could dismiss Joe's Chapter 7 bankruptcy petition or pressure him to convert it to Chapter 13 bankruptcy.

EXAMPLE 3: Same facts as Example 2, but Joe is incurably ill and will soon have to quit working. The court will more than likely allow him to proceed with a Chapter 7 bankruptcy.

Review the sample completed Schedule J, below, and the guidelines for completing it.

Dismissal for Abuse

As explained in Ch. 1, the new bankruptcy law created an eligibility requirement called the "means test" to determine who qualifies for Chapter 7 bankruptcy. Debtors whose "current monthly income"—their average income over the six months before they filed for bankruptcy—exceeds their state's median income must take the means test. In the means test, debtors calculate their disposable income by subtracting certain allowable expenses (in amounts set by the IRS) from their current monthly income. If they have enough disposable income to fund a Chapter 13 repayment plan, their Chapter 7 case will be a "presumed abuse" of the bankruptcy laws and will be dismissed or converted to Chapter 13.

If you either pass the means test or don't have to take it at all, your case won't be a presumed abuse. However, the court can still find that allowing you to use Chapter 7 would be an abuse of the bankruptcy process if all of the circumstances show that you could afford a repayment plan. Some courts have dismissed Chapter 7 cases or converted them to Chapter 13 under this theory if the debtor's Schedule I and Schedule J show that the debtor has significantly more income than expenses. Other courts have found that debtors who either pass or don't have to take the means test are automatically entitled to use Chapter 7, no matter what their Schedule I and Schedule J say.

Because the law on abuse is unsettled, we suggest that you be very cautious claiming expenses for luxury items. If your income exceeds your expenses on these schedules by more than a small amount, you may want to talk to a lawyer before filing. Either of these situations might result in the U.S. Trustee challenging your right to use Chapter 7.



CAUTION

Once again, be accurate. Creditors sometimes try to use the information on these forms to prove that you committed fraud when you applied for credit. If a creditor can prove that you lied on a credit application, the debt may survive bankruptcy. (See Ch. 9 for more information.) If being accurate on this form will substantially contradict information you previously gave a creditor, see a bankruptcy attorney before filing.

Sample Schedule J—page 1

B6J (Official Form 6J) (12/07)

In re Carrie Anne Edwards

Debtor(s)

Case No. _____

SCHEDULE J - CURRENT EXPENDITURES OF INDIVIDUAL DEBTOR(S)

Complete this schedule by estimating the average or projected monthly expenses of the debtor and the debtor's family at time case filed. Prorate any payments made bi-weekly, quarterly, semi-annually, or annually to show monthly rate. The average monthly expenses calculated on this form may differ from the deductions from income allowed on Form 22A or 22C.

☐ Check this box if a joint petition is filed and debtor's spouse maintains a separate household. Complete a separate schedule of expenditures labeled "Spouse."

1. Rent or home mortgage payment (include lot rented for mobile home)	\$	<u>1,565.10</u>
a. Are real estate taxes included? Yes <u>X</u> No _____		
b. Is property insurance included? Yes _____ No <u>X</u>		
2. Utilities:		
a. Electricity and heating fuel	\$	<u>150.00</u>
b. Water and sewer	\$	<u>150.00</u>
c. Telephone	\$	<u>200.00</u>
d. Other <u>See Detailed Expense Attachment</u>	\$	<u>130.00</u>
3. Home maintenance (repairs and upkeep)	\$	<u>75.00</u>
4. Food	\$	<u>500.00</u>
5. Clothing	\$	<u>125.00</u>
6. Laundry and dry cleaning	\$	<u>40.00</u>
7. Medical and dental expenses	\$	<u>300.00</u>
8. Transportation (not including car payments)	\$	<u>400.00</u>
9. Recreation, clubs and entertainment, newspapers, magazines, etc.	\$	<u>100.00</u>
10. Charitable contributions	\$	<u>300.00</u>
11. Insurance (not deducted from wages or included in home mortgage payments)		
a. Homeowner's or renter's	\$	<u>100.00</u>
b. Life	\$	<u>0.00</u>
c. Health	\$	<u>200.00</u>
d. Auto	\$	<u>200.00</u>
e. Other _____	\$	<u>0.00</u>
12. Taxes (not deducted from wages or included in home mortgage payments) (Specify) _____	\$	<u>0.00</u>
13. Installment payments: (In chapter 11, 12, and 13 cases, do not list payments to be included in the plan)		
a. Auto	\$	<u>450.00</u>
b. Other <u>Payment on home equity loan</u>	\$	<u>300.00</u>
c. Other _____	\$	<u>0.00</u>
14. Alimony, maintenance, and support paid to others	\$	<u>0.00</u>
15. Payments for support of additional dependents not living at your home	\$	<u>0.00</u>
16. Regular expenses from operation of business, profession, or farm (attach detailed statement)	\$	<u>0.00</u>
17. Other <u>Child care</u>	\$	<u>400.00</u>
Other _____	\$	<u>0.00</u>

18. AVERAGE MONTHLY EXPENSES (Total lines 1-17. Report also on Summary of Schedules and, if applicable, on the Statistical Summary of Certain Liabilities and Related Data.)

\$ 5,685.10

19. Describe any increase or decrease in expenditures reasonably anticipated to occur within the year following the filing of this document:

20. STATEMENT OF MONTHLY NET INCOME

a. Average monthly income from Line 15 of Schedule I	\$	<u>5,609.00</u>
b. Average monthly expenses from Line 18 above	\$	<u>5,685.10</u>
c. Monthly net income (a. minus b.)	\$	<u>-76.10</u>

Sample Schedule J—page 2

B6J (Official Form 6J) (12/07)

In re Carrie Anne Edwards
Debtor(s)

Case No. _____

SCHEDULE J - CURRENT EXPENDITURES OF INDIVIDUAL DEBTOR(S)
Detailed Expense Attachment

Other Utility Expenditures:

Satellite TV	\$	90.00
DSL	\$	40.00
Total Other Utility Expenditures	\$	130.00

In re and **Case No.** Follow the instructions for Schedule A.

☐ **Check this box if a joint petition is filed and debtor's spouse maintains a separate household.** If you and your spouse are jointly filing for bankruptcy but maintain separate households (for example, you've recently separated), check this box and make sure that each of you fills out a separate Schedule J.

Expenditures Items 1–17. For each listed item, fill in your monthly expenses. If you make some payments biweekly, quarterly, semiannually, or annually, prorate them to show your monthly payment. Here are some pointers:

- Do not list payroll deductions you listed on Schedule I.
- Include in your figures payments you make for your dependents' expenses as long as those expenses are reasonable and necessary for the dependents' support.
- Utilities—Other: This includes garbage, Internet, and cable TV service.
- Installment payments—Other: In this blank, put the amount of any installment payments you are making on a secured debt or a debt you plan on reaffirming (agreeing to owe and pay the secured debt on basically the same terms as preceded the bankruptcy). Do not put payments you have been making on a credit card or other debt that does not involve collateral and that you plan to discharge in your bankruptcy.
- Business expenses: If you are in business for yourself, you should put your business expenses here; your gross income from your business goes on Schedule I.

Item 18. Average Monthly Expenses. Total up all your expenses.

Item 19. Describe any increase or decrease in expenditures reasonably anticipated to occur within the year following the filing of this document. For instance, if you plan to pay off a car note during the coming year, indicate that fact.

Item 20. Statement of Monthly Net Income. Deduct your total expenses on Line 18 from your total income on Line 15 of Schedule I. If you have two totals on Line 15 (one for you and one for your spouse), subtract your expenses from the combined total on Line 16. This will show at a glance whether you have significantly more income than expenses.



CAUTION

Don't underestimate your expenses. As indicated above, a significant net income might lead the trustee to challenge your Chapter 7 filing. Sometimes people give low estimates of their expenses because they don't want to appear to be living beyond their means. If this describes your situation, go back over your expenses and make sure they are accurate.

Summary of Schedules

This form helps the bankruptcy trustee and judge get a quick look at your bankruptcy filing. Below are a completed Summary of Schedules and line-by-line instructions.

Court Name. Copy this information from Form 1—Voluntary Petition.

In re and **Case No.** Follow the instructions for Schedule A.

Name of Schedule. This lists the schedules. Don't add anything.

Attached (Yes/No). You should have completed all of the schedules, so type "Yes" in this column for each schedule, even if you added no information.

No. of Sheets. Enter the number of pages you completed for each schedule. Remember to count continuation pages. Enter the total at the bottom of the column.

Assets, Liabilities, Other. For each column—Assets, Liabilities, and Other—copy the totals from Schedules A, B, D, E, F, I, and J and enter them where indicated. Add up the amounts in the Assets and Liabilities columns and enter their totals at the bottom. (Once you've completed this form, you can go back and fill in the "Statistical/Administrative Information" section on Form 1—Voluntary Petition.)

Statistical Summary of Certain Liabilities and Related Data

This form asks you to list information from your other bankruptcy paperwork. Fill in the blanks using your completed schedules. You will need to come back to this form to fill in your current monthly income after completing Form 22A (instructions for this form are below).

Sample Summary of Schedules

B6 Summary (Official Form 6 - Summary) (12/07)

United States Bankruptcy Court Northern District of California

In re Carrie Anne Edwards
Debtor

Case No. _____

Chapter 7

SUMMARY OF SCHEDULES

Indicate as to each schedule whether that schedule is attached and state the number of pages in each. Report the totals from Schedules A, B, D, E, F, I, and J in the boxes provided. Add the amounts from Schedules A and B to determine the total amount of the debtor's assets. Add the amounts of all claims from Schedules D, E, and F to determine the total amount of the debtor's liabilities. Individual debtors must also complete the "Statistical Summary of Certain Liabilities and Related Data" if they file a case under chapter 7, 11, or 13.

NAME OF SCHEDULE	ATTACHED (YES/NO)	NO. OF SHEETS	ASSETS	LIABILITIES	OTHER
A - Real Property	Yes	1	130,000.00		
B - Personal Property	Yes	4	33,025.00		
C - Property Claimed as Exempt	Yes	2			
D - Creditors Holding Secured Claims	Yes	1		168,000.00	
E - Creditors Holding Unsecured Priority Claims (Total of Claims on Schedule E)	Yes	3		7,500.00	
F - Creditors Holding Unsecured Nonpriority Claims	Yes	3		155,915.00	
G - Executory Contracts and Unexpired Leases	Yes	1			
H - Codebtors	Yes	1			
I - Current Income of Individual Debtor(s)	Yes	1			5,609.00
J - Current Expenditures of Individual Debtor(s)	Yes	2			5,685.10
Total Number of Sheets of ALL Schedules		19			
Total Assets			163,025.00		
Total Liabilities				331,415.00	

Sample Statistical Summary of Certain Liabilities and Related Data

Form 6 - Statistical Summary (12/07)

United States Bankruptcy Court Northern District of California

In re Carrie Anne Edwards
Debtor

Case No. _____

Chapter 7

STATISTICAL SUMMARY OF CERTAIN LIABILITIES AND RELATED DATA (28 U.S.C. § 159)

If you are an individual debtor whose debts are primarily consumer debts, as defined in § 101(8) of the Bankruptcy Code (11 U.S.C. § 101(8)), filing a case under chapter 7, 11 or 13, you must report all information requested below.

☐ Check this box if you are an individual debtor whose debts are NOT primarily consumer debts. You are not required to report any information here.

This information is for statistical purposes only under 28 U.S.C. § 159.

Summarize the following types of liabilities, as reported in the Schedules, and total them.

Type of Liability	Amount
Domestic Support Obligations (from Schedule E)	4,500.00
Taxes and Certain Other Debts Owed to Governmental Units (from Schedule E)	3,000.00
Claims for Death or Personal Injury While Debtor Was Intoxicated (from Schedule E) (whether disputed or undisputed)	0.00
Student Loan Obligations (from Schedule F)	0.00
Domestic Support, Separation Agreement, and Divorce Decree Obligations Not Reported on Schedule E	0.00
Obligations to Pension or Profit-Sharing, and Other Similar Obligations (from Schedule F)	0.00
TOTAL	7,500.00

State the following:

Average Income (from Schedule I, Line 16)	5,609.00
Average Expenses (from Schedule J, Line 18)	5,685.10
Current Monthly Income (from Form 22A Line 12; OR, Form 22B Line 11; OR, Form 22C Line 20)	6,400.00

State the following:

1. Total from Schedule D, "UNSECURED PORTION, IF ANY" column		30,000.00
2. Total from Schedule E, "AMOUNT ENTITLED TO PRIORITY" column	7,500.00	
3. Total from Schedule E, "AMOUNT NOT ENTITLED TO PRIORITY, IF ANY" column		0.00
4. Total from Schedule F		155,915.00
5. Total of non-priority unsecured debt (sum of 1, 3, and 4)		185,915.00

Declaration Concerning Debtor's Schedules

In this form, you are required to swear that everything you have said on your schedules is true and correct. Deliberate lying is a major sin in bankruptcy and could cost you your bankruptcy discharge, a fine of up to \$500,000, and up to five years in prison.

Below is a completed Declaration and instructions.

In re and **Case No.** Follow the instructions for Schedule A.

Declaration Under Penalty of Perjury by Individual

Debtor. Enter the total number of pages in your schedules (the number on the Summary of Schedules plus one). Enter the date and sign the form. Be sure that your spouse signs and dates the form if you are filing jointly.

Declaration and Signature of Non-Attorney Bankruptcy Petition Preparer. If a BPP typed your forms, have that person complete this section. Otherwise, type "N/A" anywhere in the box.

Declaration Under Penalty of Perjury on Behalf of Corporation or Partnership. Enter "N/A" anywhere in this blank.

Sample Declaration Concerning Debtor's Schedules

B6 Declaration (Official Form 6 - Declaration). (12/07)

United States Bankruptcy Court Northern District of California

In re Carrie Anne Edwards

Debtor(s)

Case No. _____

Chapter 7

DECLARATION CONCERNING DEBTOR'S SCHEDULES

DECLARATION UNDER PENALTY OF PERJURY BY INDIVIDUAL DEBTOR

I declare under penalty of perjury that I have read the foregoing summary and schedules, consisting of 21 sheets, and that they are true and correct to the best of my knowledge, information, and belief.

Date _____

Signature _____

Carrie Anne Edwards
Debtor

Penalty for making a false statement or concealing property: Fine of up to \$500,000 or imprisonment for up to 5 years or both.
18 U.S.C. §§ 152 and 3571.

Form 7—Statement of Financial Affairs

This form gives information about your recent financial transactions, such as payments to creditors, sales, or other transfers of property and gifts. Under certain circumstances, the trustee may be entitled to take back property that you transferred to others prior to filing for bankruptcy, and sell it for the benefit of your unsecured creditors.

The questions on the form are, for the most part, self-explanatory. Spouses filing jointly combine their answers and complete only one form.

If you have no information for a particular item, check the “None” box. If you fail to answer a question and don’t check “None,” you will have to amend your papers—that is, file a corrected form—after you file. Add continuation sheets if necessary.



CAUTION

Be honest and complete. Don’t give in to the temptation to leave out a transfer or two, assuming that the trustee won’t find out or go after the property. You must sign this form under penalty of perjury. And, if the trustee or a creditor discovers that you left information out intentionally, your bankruptcy will probably be dismissed and you may be prosecuted.

A completed Statement of Financial Affairs and instructions follow.

Court Name. Copy this information from Form 1—Voluntary Petition.

In re and Case No. Follow the instructions for Schedule A.

1. Income from employment or operation of business.

Enter your gross income for this year and for the previous two years. This means the total income before taxes and other payroll deductions or business expenses are subtracted.

2. Income other than from employment or operation of business. Include interest, dividends, royalties, workers’ compensation, other government benefits, and all other money you have received from sources other than your job or business during the last two years. Provide the source of each amount, the dates received, and the reason you received the money so that the trustee can verify it if he or she desires.

Make sure the amounts you provide here are consistent with the income disclosed on the tax return you provided to the trustee. For example, if you claim \$25,000 gross income for the previous year on this form, your tax return for that year should list the same figure.

3. Payments to creditors. Here you list payments you’ve recently made to creditors. There are two kinds of creditors: regular creditors and insiders. An insider—defined on the first page of the Statement of Financial Affairs—is essentially a relative or close business associate. All other creditors are regular creditors.

a. Individual or joint debtor(s) with primarily

consumer debts. List payments made to a regular creditor that total more than \$600, if the payment was made:

- to repay a loan, installment purchase, or other debt, and
- during the 90 days before you file your bankruptcy petition.

If you have made payments exceeding \$600 during that 90-day period to satisfy a domestic support obligation (child support or alimony), identify that payment with an asterisk. Include payments made as part of a creditor repayment plan negotiated by an approved budget and credit counseling agency.

b. Debtor whose debts are not primarily consumer

debts. If your debts are primarily business debts, list all payments or other transfers made to a creditor within 90 days of filing regarding property that is worth \$5,475 or more.

c. All debtors. List all payments or other transfers made to an insider creditor, if the payments or transfers were made within one year before you file your bankruptcy petition. Include alimony and child support payments.

The purpose of these questions is to find out whether you have preferred any creditor over others. If you have paid a regular creditor during the 90 days before you file, or an insider during the year before you file, the trustee can demand that the creditor turn over the amount to the court so the trustee can use it to pay your other unsecured creditors. (See Ch.3.) The trustee may ask you to produce written evidence of any payments you list here, such as copies of canceled checks, check stubs, or bank statements.

Sample Statement of Financial Affairs—page 1

B7 (Official Form 7) (12/07)

**United States Bankruptcy Court
Northern District of California**

In re **Carrie Anne Edwards**

Debtor(s)

Case No. _____

Chapter **7**

STATEMENT OF FINANCIAL AFFAIRS

This statement is to be completed by every debtor. Spouses filing a joint petition may file a single statement on which the information for both spouses is combined. If the case is filed under chapter 12 or chapter 13, a married debtor must furnish information for both spouses whether or not a joint petition is filed, unless the spouses are separated and a joint petition is not filed. An individual debtor engaged in business as a sole proprietor, partner, family farmer, or self-employed professional, should provide the information requested on this statement concerning all such activities as well as the individual's personal affairs. To indicate payments, transfers and the like to minor children, state the child's initials and the name and address of the child's parent or guardian, such as "A.B., a minor child, by John Doe, guardian." Do not disclose the child's name. See, 11 U.S.C. § 112; Fed. R. Bankr. P. 1007(m).

Questions 1 - 18 are to be completed by all debtors. Debtors that are or have been in business, as defined below, also must complete Questions 19 - 25. **If the answer to an applicable question is "None," mark the box labeled "None."** If additional space is needed for the answer to any question, use and attach a separate sheet properly identified with the case name, case number (if known), and the number of the question.

DEFINITIONS

"In business." A debtor is "in business" for the purpose of this form if the debtor is a corporation or partnership. An individual debtor is "in business" for the purpose of this form if the debtor is or has been, within six years immediately preceding the filing of this bankruptcy case, any of the following: an officer, director, managing executive, or owner of 5 percent or more of the voting or equity securities of a corporation; a partner, other than a limited partner, of a partnership; a sole proprietor or self-employed full-time or part-time. An individual debtor also may be "in business" for the purpose of this form if the debtor engages in a trade, business, or other activity, other than as an employee, to supplement income from the debtor's primary employment.

"Insider." The term "insider" includes but is not limited to: relatives of the debtor; general partners of the debtor and their relatives; corporations of which the debtor is an officer, director, or person in control; officers, directors, and any owner of 5 percent or more of the voting or equity securities of a corporate debtor and their relatives; affiliates of the debtor and insiders of such affiliates; any managing agent of the debtor. 11 U.S.C. § 101.

1. Income from employment or operation of business

None
☐

State the gross amount of income the debtor has received from employment, trade, or profession, or from operation of the debtor's business, including part-time activities either as an employee or in independent trade or business, from the beginning of this calendar year to the date this case was commenced. State also the gross amounts received during the **two years** immediately preceding this calendar year. (A debtor that maintains, or has maintained, financial records on the basis of a fiscal rather than a calendar year may report fiscal year income. Identify the beginning and ending dates of the debtor's fiscal year.) If a joint petition is filed, state income for each spouse separately. (Married debtors filing under chapter 12 or chapter 13 must state income of both spouses whether or not a joint petition is filed, unless the spouses are separated and a joint petition is not filed.)

AMOUNT
\$114,200.00

SOURCE
2008 (\$60,100) (employment at Microsoft as software engineer)
2009 (\$54,100) (employment at Microsoft and Macy's retail)
None yet earned in 2010

Sample Statement of Financial Affairs—page 2

2

2. Income other than from employment or operation of businessNone
☐

State the amount of income received by the debtor other than from employment, trade, profession, or operation of the debtor's business during the **two years** immediately preceding the commencement of this case. Give particulars. If a joint petition is filed, state income for each spouse separately. (Married debtors filing under chapter 12 or chapter 13 must state income for each spouse whether or not a joint petition is filed, unless the spouses are separated and a joint petition is not filed.)

AMOUNT
\$28,800.00

SOURCE
Jan 09-Jan 10 (\$9,600 royalties, \$4,800 child support)
Jan 08-June 09 (\$9,600 royalties, \$4,800 child support)

3. Payments to creditorsNone
☐

Complete a. or b., as appropriate, and c.

a. *Individual or joint debtor(s) with primarily consumer debts.* List all payments on loans, installment purchases of goods or services, and other debts to any creditor made within **90 days** immediately preceding the commencement of this case unless the aggregate value of all property that constitutes or is affected by such transfer is less than \$600. Indicate with an (*) any payments that were made to a creditor on account of a domestic support obligation or as part of an alternative repayment schedule under a plan by an approved nonprofit budgeting and creditor counseling agency. (Married debtors filing under chapter 12 or chapter 13 must include payments by either or both spouses whether or not a joint petition is filed, unless the spouses are separated and a joint petition is not filed.)

NAME AND ADDRESS
OF CREDITOR
Loantree
PO Box 305
Lucerne, CA 95458

DATES OF
PAYMENTS
12/xx

AMOUNT PAID
\$800.00

AMOUNT STILL
OWING
\$0.00

None
☒

b. *Debtor whose debts are not primarily consumer debts:* List each payment or other transfer to any creditor made within **90 days** immediately preceding the commencement of the case unless the aggregate value of all property that constitutes or is affected by such transfer is less than \$5,475. If the debtor is an individual, indicate with an asterisk (*) any payments that were made to a creditor on account of a domestic support obligation or as part of an alternative repayment schedule under a plan by an approved nonprofit budgeting and creditor counseling agency. (Married debtors filing under chapter 12 or chapter 13 must include payments by either or both spouses whether or not a joint petition is filed, unless the spouses are separated and a joint petition is not filed.)

NAME AND ADDRESS OF CREDITOR	DATES OF PAYMENTS/ TRANSFERS	AMOUNT PAID OR VALUE OF TRANSFERS	AMOUNT STILL OWING
------------------------------	------------------------------------	--	-----------------------

None
☒

c. *All debtors:* List all payments made within **one year** immediately preceding the commencement of this case to or for the benefit of creditors who are or were insiders. (Married debtors filing under chapter 12 or chapter 13 must include payments by either or both spouses whether or not a joint petition is filed, unless the spouses are separated and a joint petition is not filed.)

NAME AND ADDRESS OF CREDITOR AND RELATIONSHIP TO DEBTOR	DATE OF PAYMENT	AMOUNT PAID	AMOUNT STILL OWING
--	-----------------	-------------	-----------------------

4. Suits and administrative proceedings, executions, garnishments and attachmentsNone
☐

a. List all suits and administrative proceedings to which the debtor is or was a party within **one year** immediately preceding the filing of this bankruptcy case. (Married debtors filing under chapter 12 or chapter 13 must include information concerning either or both spouses whether or not a joint petition is filed, unless the spouses are separated and a joint petition is not filed.)

CAPTION OF SUIT
AND CASE NUMBER
Bob Jones III v. Carrie
Edwards Case # cv34457

NATURE OF PROCEEDING
Negligence action for auto
accident

COURT OR AGENCY
AND LOCATION
Lake County Superior Court
255 N. Forbes St.
Lakeport, CA 95453

STATUS OR
DISPOSITION
Trial pending

Sample Statement of Financial Affairs—page 3

3

- None ☐ b. Describe all property that has been attached, garnished or seized under any legal or equitable process within **one year** immediately preceding the commencement of this case. (Married debtors filing under chapter 12 or chapter 13 must include information concerning property of either or both spouses whether or not a joint petition is filed, unless the spouses are separated and a joint petition is not filed.)

NAME AND ADDRESS OF PERSON FOR WHOSE
BENEFIT PROPERTY WAS SEIZED
**JNR Adjustment Co.
PO Box 27070
Minneapolis, MN 55427**

DATE OF SEIZURE
4/XX

DESCRIPTION AND VALUE OF
PROPERTY
**wage garnishment for two months totaling \$510
for judgment on debt owed to DVD club.**

5. Repossessions, foreclosures and returns

- None ☐ List all property that has been repossessed by a creditor, sold at a foreclosure sale, transferred through a deed in lieu of foreclosure or returned to the seller, within **one year** immediately preceding the commencement of this case. (Married debtors filing under chapter 12 or chapter 13 must include information concerning property of either or both spouses whether or not a joint petition is filed, unless the spouses are separated and a joint petition is not filed.)

NAME AND ADDRESS OF
CREDITOR OR SELLER
**Eskanos & Adler
2325 Clayton Rd.
Concord, CA 94520**

DATE OF REPOSSESSION,
FORECLOSURE SALE,
TRANSFER OR RETURN
4/XX

DESCRIPTION AND VALUE OF
PROPERTY
Reposessed furniture worth \$800

**Grand Junction Mortgage
3456 Eighth St.
Clearlake, CA 95422**

**Notice of Default Sent March
20, 20XX**

**Home described in Schedule A. Sale is
scheduled but hasn't happened yet.**

6. Assignments and receiverships

- None ☒ a. Describe any assignment of property for the benefit of creditors made within **120 days** immediately preceding the commencement of this case. (Married debtors filing under chapter 12 or chapter 13 must include any assignment by either or both spouses whether or not a joint petition is filed, unless the spouses are separated and a joint petition is not filed.)

NAME AND ADDRESS OF ASSIGNEE

DATE OF
ASSIGNMENT

TERMS OF ASSIGNMENT OR SETTLEMENT

- None ☒ b. List all property which has been in the hands of a custodian, receiver, or court-appointed official within **one year** immediately preceding the commencement of this case. (Married debtors filing under chapter 12 or chapter 13 must include information concerning property of either or both spouses whether or not a joint petition is filed, unless the spouses are separated and a joint petition is not filed.)

NAME AND ADDRESS
OF CUSTODIAN

NAME AND LOCATION
OF COURT
CASE TITLE & NUMBER

DATE OF
ORDER

DESCRIPTION AND VALUE OF
PROPERTY

7. Gifts

- None ☒ List all gifts or charitable contributions made within **one year** immediately preceding the commencement of this case except ordinary and usual gifts to family members aggregating less than \$200 in value per individual family member and charitable contributions aggregating less than \$100 per recipient. (Married debtors filing under chapter 12 or chapter 13 must include gifts or contributions by either or both spouses whether or not a joint petition is filed, unless the spouses are separated and a joint petition is not filed.)

NAME AND ADDRESS OF
PERSON OR ORGANIZATION

RELATIONSHIP TO
DEBTOR, IF ANY

DATE OF GIFT

DESCRIPTION AND
VALUE OF GIFT

Sample Statement of Financial Affairs—page 4

4

8. Losses

- None ☒ List all losses from fire, theft, other casualty or gambling within **one year** immediately preceding the commencement of this case **or since the commencement of this case**. (Married debtors filing under chapter 12 or chapter 13 must include losses by either or both spouses whether or not a joint petition is filed, unless the spouses are separated and a joint petition is not filed.)

DESCRIPTION AND VALUE OF PROPERTY	DESCRIPTION OF CIRCUMSTANCES AND, IF LOSS WAS COVERED IN WHOLE OR IN PART BY INSURANCE, GIVE PARTICULARS	DATE OF LOSS
--------------------------------------	--	--------------

9. Payments related to debt counseling or bankruptcy

- None ☐ List all payments made or property transferred by or on behalf of the debtor to any persons, including attorneys, for consultation concerning debt consolidation, relief under the bankruptcy law or preparation of the petition in bankruptcy within **one year** immediately preceding the commencement of this case.

NAME AND ADDRESS OF PAYEE	DATE OF PAYMENT, NAME OF PAYOR IF OTHER THAN DEBTOR	AMOUNT OF MONEY OR DESCRIPTION AND VALUE OF PROPERTY
Jim McDonald Esq. 444 State St. Ukiah, CA	7/xx	\$100 for bankruptcy telephone advice

10. Other transfers

- None ☐ a. List all other property, other than property transferred in the ordinary course of the business or financial affairs of the debtor, transferred either absolutely or as security within **two years** immediately preceding the commencement of this case. (Married debtors filing under chapter 12 or chapter 13 must include transfers by either or both spouses whether or not a joint petition is filed, unless the spouses are separated and a joint petition is not filed.)

NAME AND ADDRESS OF TRANSFEREE, RELATIONSHIP TO DEBTOR	DATE	DESCRIBE PROPERTY TRANSFERRED AND VALUE RECEIVED
Robert James 5554 15th St. Lakeport, CA 95453 Arms length	03/23/XX	02 Infinity XX, sold for \$8,000, fair market value according to KBB, money spent on house payment, car payment and bills.

- None ☒ b. List all property transferred by the debtor within **ten years** immediately preceding the commencement of this case to a self-settled trust or similar device of which the debtor is a beneficiary.

NAME OF TRUST OR OTHER DEVICE	DATE(S) OF TRANSFER(S)	AMOUNT OF MONEY OR DESCRIPTION AND VALUE OF PROPERTY OR DEBTOR'S INTEREST IN PROPERTY
----------------------------------	---------------------------	---

11. Closed financial accounts

- None ☐ List all financial accounts and instruments held in the name of the debtor or for the benefit of the debtor which were closed, sold, or otherwise transferred within **one year** immediately preceding the commencement of this case. Include checking, savings, or other financial accounts, certificates of deposit, or other instruments; shares and share accounts held in banks, credit unions, pension funds, cooperatives, associations, brokerage houses and other financial institutions. (Married debtors filing under chapter 12 or chapter 13 must include information concerning accounts or instruments held by or for either or both spouses whether or not a joint petition is filed, unless the spouses are separated and a joint petition is not filed.)

NAME AND ADDRESS OF INSTITUTION	TYPE OF ACCOUNT, LAST FOUR DIGITS OF ACCOUNT NUMBER, AND AMOUNT OF FINAL BALANCE	AMOUNT AND DATE OF SALE OR CLOSING
WestAmerica Bank 444 North Main St. Lakeport, CA 95453	Checking Acct #4444444 Final balance (\$50)	July, XX, XXXX

Sample Statement of Financial Affairs—page 5

5

12. Safe deposit boxes

None



List each safe deposit or other box or depository in which the debtor has or had securities, cash, or other valuables within **one year** immediately preceding the commencement of this case. (Married debtors filing under chapter 12 or chapter 13 must include boxes or depositories of either or both spouses whether or not a joint petition is filed, unless the spouses are separated and a joint petition is not filed.)

NAME AND ADDRESS OF BANK OR OTHER DEPOSITORY	NAMES AND ADDRESSES OF THOSE WITH ACCESS TO BOX OR DEPOSITORY	DESCRIPTION OF CONTENTS	DATE OF TRANSFER OR SURRENDER, IF ANY
---	---	----------------------------	--

13. Setoffs

None



List all setoffs made by any creditor, including a bank, against a debt or deposit of the debtor within **90 days** preceding the commencement of this case. (Married debtors filing under chapter 12 or chapter 13 must include information concerning either or both spouses whether or not a joint petition is filed, unless the spouses are separated and a joint petition is not filed.)

NAME AND ADDRESS OF CREDITOR	DATE OF SETOFF	AMOUNT OF SETOFF
------------------------------	----------------	------------------

14. Property held for another person

None



List all property owned by another person that the debtor holds or controls.

NAME AND ADDRESS OF OWNER	DESCRIPTION AND VALUE OF PROPERTY	LOCATION OF PROPERTY
Bonnie Johnson 3335 Irving St Clearlake, CA 95422	Poodle (Binkie) \$300	Edwards residence
Vannie Edwards 4444 Cleveland Ave. Pope Valley, CA 94567	\$50,000 savings account owned by my grandmother. I am on the account as an informal trustee to help her manage her expenses	Bank of America, 5555 Cleveland Ave. Pope Valley CA 94567

15. Prior address of debtor

None



If the debtor has moved within **three years** immediately preceding the commencement of this case, list all premises which the debtor occupied during that period and vacated prior to the commencement of this case. If a joint petition is filed, report also any separate address of either spouse.

ADDRESS	NAME USED	DATES OF OCCUPANCY
21 Scarborough Rd. South Cleveland Heights OH 41118	Carrie Edwards	1/1/XX-- 5/1/XX

16. Spouses and Former Spouses

None



If the debtor resides or resided in a community property state, commonwealth, or territory (including Alaska, Arizona, California, Idaho, Louisiana, Nevada, New Mexico, Puerto Rico, Texas, Washington, or Wisconsin) within **eight years** immediately preceding the commencement of the case, identify the name of the debtor's spouse and of any former spouse who resides or resided with the debtor in the community property state.

NAME
Torrey Edwards

Sample Statement of Financial Affairs—page 6

6

17. Environmental Information.

For the purpose of this question, the following definitions apply:

"Environmental Law" means any federal, state, or local statute or regulation regulating pollution, contamination, releases of hazardous or toxic substances, wastes or material into the air, land, soil, surface water, groundwater, or other medium, including, but not limited to, statutes or regulations regulating the cleanup of these substances, wastes, or material.

"Site" means any location, facility, or property as defined under any Environmental Law, whether or not presently or formerly owned or operated by the debtor, including, but not limited to, disposal sites.

"Hazardous Material" means anything defined as a hazardous waste, hazardous substance, toxic substance, hazardous material, pollutant, or contaminant or similar term under an Environmental Law

- None ☐ a. List the name and address of every site for which the debtor has received notice in writing by a governmental unit that it may be liable or potentially liable under or in violation of an Environmental Law. Indicate the governmental unit, the date of the notice, and, if known, the Environmental Law:

SITE NAME AND ADDRESS	NAME AND ADDRESS OF GOVERNMENTAL UNIT	DATE OF NOTICE	ENVIRONMENTAL LAW
-----------------------	---------------------------------------	----------------	-------------------

- None ☐ b. List the name and address of every site for which the debtor provided notice to a governmental unit of a release of Hazardous Material. Indicate the governmental unit to which the notice was sent and the date of the notice.

SITE NAME AND ADDRESS	NAME AND ADDRESS OF GOVERNMENTAL UNIT	DATE OF NOTICE	ENVIRONMENTAL LAW
-----------------------	---------------------------------------	----------------	-------------------

- None ☐ c. List all judicial or administrative proceedings, including settlements or orders, under any Environmental Law with respect to which the debtor is or was a party. Indicate the name and address of the governmental unit that is or was a party to the proceeding, and the docket number.

NAME AND ADDRESS OF GOVERNMENTAL UNIT	DOCKET NUMBER	STATUS OR DISPOSITION
---------------------------------------	---------------	-----------------------

18. Nature, location and name of business

- None ☐ a. *If the debtor is an individual*, list the names, addresses, taxpayer identification numbers, nature of the businesses, and beginning and ending dates of all businesses in which the debtor was an officer, director, partner, or managing executive of a corporation, partner in a partnership, sole proprietor, or was self-employed in a trade, profession, or other activity either full- or part-time within **six years** immediately preceding the commencement of this case, or in which the debtor owned 5 percent or more of the voting or equity securities within **six years** immediately preceding the commencement of this case.

If the debtor is a partnership, list the names, addresses, taxpayer identification numbers, nature of the businesses, and beginning and ending dates of all businesses in which the debtor was a partner or owned 5 percent or more of the voting or equity securities, within **six years** immediately preceding the commencement of this case.

If the debtor is a corporation, list the names, addresses, taxpayer identification numbers, nature of the businesses, and beginning and ending dates of all businesses in which the debtor was a partner or owned 5 percent or more of the voting or equity securities within **six years** immediately preceding the commencement of this case.

NAME	LAST FOUR DIGITS OF SOCIAL-SECURITY OR OTHER INDIVIDUAL TAXPAYER-I.D. NO. (ITIN) COMPLETE EIN	ADDRESS	NATURE OF BUSINESS	BEGINNING AND ENDING DATES
------	---	---------	--------------------	----------------------------

- None ☐ b. Identify any business listed in response to subdivision a., above, that is "single asset real estate" as defined in 11 U.S.C. § 101.

NAME	ADDRESS
------	---------

The following questions are to be completed by every debtor that is a corporation or partnership and by any individual debtor who is or has been, within **six years** immediately preceding the commencement of this case, any of the following: an officer, director, managing executive, or

Sample Statement of Financial Affairs—page 7

7

owner of more than 5 percent of the voting or equity securities of a corporation; a partner, other than a limited partner, of a partnership, a sole proprietor or self-employed in a trade, profession, or other activity, either full- or part-time.

(An individual or joint debtor should complete this portion of the statement **only** if the debtor is or has been in business, as defined above, within six years immediately preceding the commencement of this case. A debtor who has not been in business within those six years should go directly to the signature page.)

19. Books, records and financial statements

- None ☐ a. List all bookkeepers and accountants who within **two years** immediately preceding the filing of this bankruptcy case kept or supervised the keeping of books of account and records of the debtor.

NAME AND ADDRESS

DATES SERVICES RENDERED

- None ☐ b. List all firms or individuals who within the **two years** immediately preceding the filing of this bankruptcy case have audited the books of account and records, or prepared a financial statement of the debtor.

NAME

ADDRESS

DATES SERVICES RENDERED

- None ☐ c. List all firms or individuals who at the time of the commencement of this case were in possession of the books of account and records of the debtor. If any of the books of account and records are not available, explain.

NAME

ADDRESS

- None ☐ d. List all financial institutions, creditors and other parties, including mercantile and trade agencies, to whom a financial statement was issued by the debtor within **two years** immediately preceding the commencement of this case.

NAME AND ADDRESS

DATE ISSUED

20. Inventories

- None ☐ a. List the dates of the last two inventories taken of your property, the name of the person who supervised the taking of each inventory, and the dollar amount and basis of each inventory.

DATE OF INVENTORY

INVENTORY SUPERVISOR

DOLLAR AMOUNT OF INVENTORY
(Specify cost, market or other basis)

- None ☐ b. List the name and address of the person having possession of the records of each of the two inventories reported in a., above.

DATE OF INVENTORY

NAME AND ADDRESSES OF CUSTODIAN OF INVENTORY
RECORDS**21 . Current Partners, Officers, Directors and Shareholders**

- None ☐ a. If the debtor is a partnership, list the nature and percentage of partnership interest of each member of the partnership.

NAME AND ADDRESS

NATURE OF INTEREST

PERCENTAGE OF INTEREST

- None ☐ b. If the debtor is a corporation, list all officers and directors of the corporation, and each stockholder who directly or indirectly owns, controls, or holds 5 percent or more of the voting or equity securities of the corporation.

NAME AND ADDRESS

TITLE

NATURE AND PERCENTAGE
OF STOCK OWNERSHIP**22 . Former partners, officers, directors and shareholders**

- None ☐ a. If the debtor is a partnership, list each member who withdrew from the partnership within **one year** immediately preceding the commencement of this case.

NAME

ADDRESS

DATE OF WITHDRAWAL

Sample Statement of Financial Affairs—page 8

8

- None ☐ b. If the debtor is a corporation, list all officers, or directors whose relationship with the corporation terminated within **one year** immediately preceding the commencement of this case.

NAME AND ADDRESS

TITLE

DATE OF TERMINATION

23 . Withdrawals from a partnership or distributions by a corporation

- None ☐ If the debtor is a partnership or corporation, list all withdrawals or distributions credited or given to an insider, including compensation in any form, bonuses, loans, stock redemptions, options exercised and any other perquisite during **one year** immediately preceding the commencement of this case.

NAME & ADDRESS
OF RECIPIENT,
RELATIONSHIP TO DEBTORDATE AND PURPOSE
OF WITHDRAWALAMOUNT OF MONEY
OR DESCRIPTION AND
VALUE OF PROPERTY**24. Tax Consolidation Group.**

- None ☐ If the debtor is a corporation, list the name and federal taxpayer identification number of the parent corporation of any consolidated group for tax purposes of which the debtor has been a member at any time within **six years** immediately preceding the commencement of the case.

NAME OF PARENT CORPORATION

TAXPAYER IDENTIFICATION NUMBER (EIN)

25. Pension Funds.

- None ☐ If the debtor is not an individual, list the name and federal taxpayer identification number of any pension fund to which the debtor, as an employer, has been responsible for contributing at any time within **six years** immediately preceding the commencement of the case.

NAME OF PENSION FUND

TAXPAYER IDENTIFICATION NUMBER (EIN)

DECLARATION UNDER PENALTY OF PERJURY BY INDIVIDUAL DEBTOR

I declare under penalty of perjury that I have read the answers contained in the foregoing statement of financial affairs and any attachments thereto and that they are true and correct.

Date _____

Signature _____
Carrie Anne Edwards
Debtor

Penalty for making a false statement: Fine of up to \$500,000 or imprisonment for up to 5 years, or both. 18 U.S.C. §§ 152 and 3571

**CAUTION**

Don't use your tax refund to repay a debt. Many people use their tax refund to repay a loan from a relative. If you repay more than \$600, however, it counts as a preference that the trustee can take back. The better strategy is to hang on to the money, declare it on Schedule B, and claim it as exempt on Schedule C. Then, after your bankruptcy, it will be yours to do with what you want. If you've already repaid the loan, perhaps the relative can return the money and you can exempt it as described above. If the money is gone, your relative can reject the trustee's demand and say, in effect, "sue me." For amounts less than \$1,000 or so, it's unlikely that the trustee will sue; the expense will likely outweigh whatever the trustee could recover. But you never know.

4. Suits and administrative proceedings, executions, garnishments and attachments.

a. Include all court actions that you are currently involved in or that you were involved in during the year before filing. Court actions include personal injury cases, small claims actions, contract disputes, divorces, paternity actions, support or custody modification actions, and the like. Include:

- **Caption of suit and case number.** The caption is the case title (such as *Carrie Edwards v. Ginny Jones*). The case number is assigned by the court clerk and appears on the first page of any court-filed paper.
- **Nature of proceeding.** A phrase, or even a one-word description, is sufficient. For example, "suit by debtor for compensation for damages to debtor's car caused by accident," or "divorce."
- **Court or agency and location.** This information is on any summons you received or prepared.
- **Status or disposition.** State whether the case is awaiting trial, pending a decision, on appeal, or finished.

b. If, at any time during the year before you file for bankruptcy, your wages, real estate, or personal property was taken from you under the authority of a court order to pay a debt, enter the requested information. If you don't know the exact date, put "on or about" and the approximate date.

5. Repossessions, foreclosures and returns. If, at any time during the year before you file for bankruptcy, a creditor repossessed or foreclosed on property you had bought and were making payments on, or had pledged

as collateral for a loan, give the requested information. For instance, if your car, boat, or video equipment was repossessed because you defaulted on your payments, describe it here. Also, if you voluntarily returned property to a creditor because you couldn't keep up the payments, enter that here.

6. Assignments and receiverships.

a. If, at any time during the 120 days (four months) before you file for bankruptcy, you assigned (legally transferred) your right to receive benefits or property to a creditor to pay a debt, list it here. Examples include assigning a percentage of your wages to a creditor for several months or assigning a portion of a personal injury award to an attorney. The assignee is the person to whom the assignment was made, such as the creditor or attorney. The terms of the assignment should be given briefly—for example, "wages assigned to Snorkle's Store to satisfy debt of \$500."

b. Identify all of your property that has been in the hands of a court-appointed receiver, custodian, or other official during the year before you file for bankruptcy. If you've made child support payments directly to a court, and the court in turn paid your child's other parent, list those payments here.

7. Gifts. Provide the requested information about gifts you've made in the past year. The bankruptcy court and trustee want this information to make sure you haven't improperly unloaded any property before filing for bankruptcy. List all charitable donations of more than \$100 and gifts to family members of more than \$200.

You don't have to list gifts to family members that are "ordinary and usual," but there is no easy way to identify such gifts. The best test is whether someone outside of the family might think the gift was unusual under the circumstances. If so, list it. Forgiving a loan is also a gift, as is charging interest substantially below the market rate. Other gifts include giving a car or prepaid trip to a business associate.

8. Losses. Provide the requested information. If the loss was for an exempt item, most states let you keep the insurance proceeds up to the limit of the exemption. (See Appendix A.) If the item was not exempt, the trustee is entitled to the proceeds. In either case, list any proceeds you've received or expect to receive. If you experience a loss after you file, you

should promptly amend your papers, as this question applies to losses both before you file and afterward.

9. Payments related to debt counseling or bankruptcy.

If you paid an improperly high fee to an attorney, bankruptcy petition preparer, debt consultant, or debt consolidator, the trustee may try to get some of it back to distribute to your creditors. Be sure to list all payments someone else made on your behalf, as well as payments you made directly.

10. Other transfers.

a. List all real and personal property that you've sold or given to someone else during the year before you file for bankruptcy. Some examples are selling or abandoning (junking) a car, pledging your house as security (collateral) for a loan, granting an easement on real estate, or trading property. Also, describe any transfer within the past year to your ex-spouse as part of a marital settlement agreement. If you are filing alone, describe gifts to your current spouse made during that same period.

Don't include any gifts you listed in Item 7. Also, don't list property you've parted with as a regular part of your business or financial affairs. For example, if you operate a mail order book business, don't list the books you sold during the past year. Similarly, don't put down payments for regular goods and services, such as your phone bill, utilities, or rent. The idea is to disclose transfers of property that might legally belong in your bankruptcy estate.

EXAMPLE 1: Three years before filing for bankruptcy, Jack sold some personal electronic mixing equipment to a friend for a modest sum. This sale wasn't made within the previous two years, so Jack needn't list it here.

EXAMPLE 2: John has accumulated a collection of junked classic cars to resell to restoration hobbyists. Within the past year, John has sold three of the cars for a total of \$20,000. Because this is part of John's regular business, he needn't report the sales here. However, as a sole proprietor, John will be completing questions 18 through 20.

EXAMPLE 3: Within the year before filing for bankruptcy, Louise, a nurse, sold a vintage Jaguar E-type for \$17,000. Because this isn't part of her business, Louise should list this sale here.

b. List all transfers of your own property you have made in the previous ten years to an irrevocable trust that lists you as a beneficiary. These types of trusts—referred to as self-settled trusts—are commonly used by wealthy people to shield their assets from creditors and by disabled people to preserve their right to receive government benefits. In bankruptcy, however, assets placed in a self-settled trust will be considered nonexempt. There is an exception that applies to assets placed in certain special needs trusts. (*In re Schultz*, 368 B.R. 832 (D. Minn. 2007).) If you are the beneficiary of a self-settled trust, you should talk to a bankruptcy attorney before filing.

11. Closed financial accounts. Provide information for each account in your name or for your benefit that was closed or transferred to someone else during the past year.

12. Safe deposit boxes. Provide information for each safe deposit box you've had within the past year.

13. Setoffs. A setoff is when a creditor, often a bank, uses money in a customer's account to pay a debt owed to the creditor by that customer. For example, many credit unions tie loans to the borrower's savings and checking accounts, so that any default on the loan can be deducted from those accounts. Setoffs are not covered by the bankruptcy automatic stay. When you file for bankruptcy, the credit union can freeze your deposit accounts and recover at least part of the loan. Here, list any setoffs that your creditors have made during the previous 90 days.

14. Property held for another person. Describe all the property you've borrowed from, are storing for, or hold in trust for someone else. Examples include funds in an irrevocable trust held for someone else as beneficiary but controlled by you as trustee, and property you're holding as executor or administrator of an estate. This type of property is not part of your bankruptcy estate. However, you must disclose it so the trustee is aware of it and can ask for more details. (Some people dishonestly describe all of their property as being in trust or otherwise belonging to someone else, hoping to avoid having to give it to the trustee. Disclosures in this part of the Statement of Financial Affairs allow the trustee to explore this possibility.)

If You Are Listed on Someone Else's Account

In the instructions for completing Schedule B, we explained that you should list any bank accounts you have been added to for money management purposes. Here, you should describe the account and explain, as you did on Schedule B, that you are on the account only to manage it for your relative, and that the money in the account belongs to the relative, not to you.

A trustee who becomes interested in property you describe here may invoke several court procedures designed to get more information. However, it is unlikely that the trustee will invade your house to seize the property. If you can establish that the property truly belongs to someone else—by producing the trust document, for example—you needn't worry about losing it in your bankruptcy case.

EXAMPLE: You are renting an unfurnished apartment owned by a friend. The friend has left a valuable baby grand piano in your care. If and when you decide to move, you have agreed to place the piano in storage for your friend. Because you don't own the piano, but rather are taking care of it for your friend, you would describe it here.

15. Prior address of debtor. If you have moved within the three years before you file for bankruptcy, list all of your residences within those three years.

16. Spouses and former spouses. If you lived in a community property state (or Puerto Rico) within eight years prior to filing for bankruptcy, list the name of your spouse and of any former spouses who lived with you in the community property state. To remind you, community property states are Alaska, Arizona, California, Idaho, Louisiana, Nevada, New Mexico, Texas, Washington, and Wisconsin.

17. Environmental information. Few individuals will have much to say here. It's intended primarily for businesses that do business on polluted premises. Still, read the questions carefully and provide the requested information, if applicable.

18. Nature, location and name of business. Provide all of the information requested on line **a** if you are in business or have been in business for the previous

six years. Note that the definition of business is very broad: It includes not only sole proprietors, but anyone self-employed in a trade, profession, or other activity either full or part time or involved in a business in which the debtor owned 5% or more of the voting or equity securities within the six-year period. It is very important that you answer this question completely so that the trustee will have a good idea of how you earned your money over the past six years and what you did with your business interests (if you are no longer in business).



SKIP AHEAD

If you don't own a business. Only business debtors have to provide responses on Lines 19 through 25. If you aren't one, go on to Line 26.

If the majority of your business income for any one business comes from renting, leasing, or otherwise operating a single piece of real property (other than an apartment building with fewer than four units), include your business name and the address of the property on line **b**.

19. Books, records and financial statements.

a. Identify every person other than yourself—usually a bookkeeper or accountant—who was involved in the accounting of your business during the previous two years. If you were the only person involved in your business's accounting, check "None."

b. If your books weren't audited during the past two years, check "None." Otherwise, fill in the requested information.

c. Usually, you, your bookkeeper, your accountant, an ex-business associate, or possibly an ex-mate will have business records. If any are missing, explain (you'll be better off if the loss of your records was beyond your control).

d. You may have prepared a financial statement if you applied to a bank for a loan or line of credit for your business or in your own name. If you're self-employed and applied for a personal loan to purchase a car or house, you probably submitted a financial statement as evidence of your ability to repay. Such statements include:

- balance sheets (these compare assets with liabilities)
- profit and loss statements (these compare income with expenses), and
- financial statements (these provide an overall financial description of a business).

20. Inventories. If your business doesn't have an inventory because it's a service business, check "None." If your business deals in products, but you are primarily the middle person or original manufacturer, put "no inventory required" or "materials purchased for each order as needed." If you have an inventory, fill in the information requested in items **a** and **b**.

21 through 25. These items are intended for filers who are part of a business entity, such as a partnership, corporation, or limited liability company. Our book is designed for individuals only, so you should be able to check "None" for each of these items. If you are part of a business entity, consult with a bankruptcy lawyer before filing.

Declaration Under Penalty of Perjury by Individual

Debtor. Sign and date this section. If you're filing jointly, be sure your spouse dates and signs it as well.

If completed on behalf of a partnership or corporation.

Type "N/A."

Certification and Signature of Non-Attorney Bankruptcy

Petition Preparer. If a BPP typed your forms, have that person complete this section. Otherwise, type "N/A" anywhere in the box.

Be sure to insert the number of continuation pages, if any, you attached.

Form 8—Chapter 7 Individual Debtor's Statement of Intention

This form is very important if you owe any secured debts (Schedule D) or are a party to any unexpired leases (Schedule G). This is where you inform the trustee and your secured creditors what you want to happen to the collateral for each of your secured debts. Briefly, you may:

- reaffirm the debt under a reaffirmation agreement that will continue your liability for all or part of the debt despite your bankruptcy

- redeem the debt by buying the collateral at its replacement value, or
- voluntarily surrender the collateral.

These options were discussed in detail in Ch. 5; you should return to that chapter now if you want more guidance on your options here.

If you are a party to a lease (for instance, a car lease), you may indicate on this form that you want to assume the lease (provided your creditor agrees).

If you want to walk away from the lease, you can indicate that you are rejecting it. The bankruptcy trustee can assume the lease if you decide to reject it, but this is rarely done in personal Chapter 7 cases. The trustee might do so if you had a long-term lease as part of your business and the trustee believes it can be sold to a third party for the benefit of your creditors.

Under 11 U.S.C. § 365p, you must provide the lessor with written notice that you intend to assume the lease. You do this by sending the lessor a copy of the Statement of Intention. The statute gives the lessor the option to agree to the assumption and notify you of any conditions you must meet (for example, catching up on your payments, if you're behind). The lender is very likely to let you assume the lease; the alternative would be for you to walk away without any penalty.



CAUTION

Check your mileage on a leased car. Before you decide to assume your car lease, check your mileage first. If your mileage substantially exceeds the limit in your lease and you plan on turning your car in when the lease is up, think again about whether it makes sense to keep the car. You may be better off letting it go now and getting out from under the excess-mileage charges.



FOR MARRIED COUPLES

If you are married. If you're filing jointly, complete only one form, even though it says "Individual Debtor's Statement of Intention."

Below is a completed Statement of Intention and instructions.

Sample Statement of Intention

B8 (Form 8) (12/08)

United States Bankruptcy Court Northern District of California

In re Carrie Anne Edwards

Debtor(s)

Case No. _____

Chapter 7

CHAPTER 7 INDIVIDUAL DEBTOR'S STATEMENT OF INTENTION

PART A - Debts secured by property of the estate. (Part A must be fully completed for **EACH** debt which is secured by property of the estate. Attach additional pages if necessary.)

Property No. 1	
Creditor's Name: GMAC	Describe Property Securing Debt: 2003 Buick LeSabre fully loaded in good condition (replacement value from nada.com)
Property will be (check one): <input type="checkbox"/> Surrendered <input checked="" type="checkbox"/> Retained	
If retaining the property, I intend to (check at least one): <input type="checkbox"/> Redeem the property <input checked="" type="checkbox"/> Reaffirm the debt <input type="checkbox"/> Other. Explain _____ (for example, avoid lien using 11 U.S.C. § 522(f)).	
Property is (check one): <input type="checkbox"/> Claimed as Exempt <input checked="" type="checkbox"/> Not claimed as exempt	

Property No. 2	
Creditor's Name: Grand Junction Mortgage	Describe Property Securing Debt: Residence Location: 3045 Berwick St, Lakeport CA Residence is in foreclosure. Sale of property has been scheduled for July 19, 2009. I am still living in the house and hoping to modify the mortgage.
Property will be (check one): <input type="checkbox"/> Surrendered <input checked="" type="checkbox"/> Retained	
If retaining the property, I intend to (check at least one): <input type="checkbox"/> Redeem the property <input type="checkbox"/> Reaffirm the debt <input checked="" type="checkbox"/> Other. Explain <u>Debtor will retain collateral and continue to make regular payments.</u> (for example, avoid lien using 11 U.S.C. § 522(f)).	
Property is (check one): <input type="checkbox"/> Claimed as Exempt <input checked="" type="checkbox"/> Not claimed as exempt	

Court Name. Copy this information from Form 1—Voluntary Petition.

In re and **Case No.** Follow the instructions for Schedule A.

Chapter. Type in “7”

Part A—Debts secured by property of the estate. Here, you list each of your secured debts and indicate what you plan to do with the property securing the debt (the collateral). The form provides space to list three secured property items; if you have more, attach extra sheets. For each piece of property, you must list the creditor’s name and describe the property, as you did on Schedule D. Then, you must check the appropriate box to indicate whether you are surrendering the property (giving it back to lender) or retaining it.

The next choices are more difficult. If you plan to enter into a reaffirmation agreement with the lender, check the “reaffirm the debt” box. If you are able to redeem the property by paying the lesser of what you owe or the replacement value of the property, check that box. Very few debtors can afford this option. If there is equity in the property and you qualify to “avoid the lien” because it impairs an exemption, check the “other” box and write “avoid the lien” in the blank space. (All of these options are covered in detail in Ch. 5.)



CAUTION

Think long and hard before reaffirming a

mortgage. Although you can reaffirm a mortgage like any other secured debt, bankruptcy professionals often advise against it because it will leave you with a large debt after your bankruptcy case is over. If you don’t reaffirm, there are some consequences. Your lender won’t report your continued payments on the mortgage to the credit reporting agencies, so your payments won’t help you rehabilitate your credit. Also, you may not be able to modify your mortgage unless you reaffirm, because many mortgage servicers take the position that once your bankruptcy filing wipes out the promissory note, there’s nothing left to modify. Despite these benefits, reaffirming a mortgage is usually a bad idea. The better approach is to modify your mortgage before filing for bankruptcy and don’t reaffirm.

In some cases, your lender will not require you to reaffirm but rather will let you keep the property as long as you remain current on the payments. If this is your lender’s choice, you can check the “other” box and put “Debtor will retain collateral and continue to make regular payments.”

If you are moving to avoid a lien, check the “claimed as exempt” box. Also, if you have any equity in the property securing the debt (that is the property is worth more than you owe), check the “exempt” box. If, however, you are underwater on the property (you owe more than its worth), check the “not claimed as exempt” box; you have no equity to protect with an exemption.

Part B—Personal property subject to unexpired leases.

In the first box, list the name of the creditor (lessor). In the middle box, describe the leased property as you did on Schedule G. In the third box, indicate whether you want the lease to continue after bankruptcy the same as before (check Yes) or whether you want to walk away from the lease (check No).

Sign and date the form. Even if you have no secured debts or leases to include, you must file the form with your signature and the date.



CAUTION

Save up those monthly payments. Often, secured creditors will not accept payments while your bankruptcy case is open, but will expect you to get current after the bankruptcy discharge, when the automatic stay is no longer in place. If a creditor refuses your payments during bankruptcy, be sure to save the money so you’ll be able to get current on your payments for the property you intend to keep.

The Ride-Through Option for Dealing With Your Secured Property

In Ch. 5, we explain that the new rules seem to do away with the option to keep your secured property as long as you continue to make your payments (called the “retain and pay” or “ride-through” option). Under this option, your underlying debt goes away but the lender’s lien survives the bankruptcy and can still be enforced if you default on your payments. Once you pay off what you owed before you filed bankruptcy, the creditor will release the lien (and transfer ownership).

In fact, it looks like this remedy is still alive. Some lenders prefer the ride-through option; you should find out whether yours is among them before filing your bankruptcy case. But, if the lender’s policy is to seek a reaffirmation agreement, you should indicate that you wish to reaffirm on your Statement of Intention and see what the judge does. Case law indicates that as long as you agree to seek reaffirmation, file the reaffirmation agreement in court, and attend the discharge hearing, you will be entitled to use the ride-through option if the judge refuses to approve the agreement, as long as you remain current on your payments. See Ch. 5 for more on the ride-through option.

Credit Card Debts

If you owe money on a bank or department store credit card and want to keep the card through bankruptcy, contact the bank or store before you file. If you offer to reaffirm the debt, some banks or stores may let you keep the credit card. If you do reaffirm it, list it on the Statement of Intention, even though, technically, it isn’t a secured debt. But think twice before you do this. If you don’t reaffirm the debt, it will be discharged in bankruptcy—giving you the fresh start that is, after all, the purpose of the process.

Signature. Date and sign the form. If you’re married and filing jointly, your spouse must also date and sign the form.

Certification of Non-Attorney Bankruptcy Petition

Preparer. If a BPP typed your forms, have that person complete this section. Otherwise, type “N/A” anywhere in the box.

Form 21—Statement of Social Security Number

This form requires you to list your full Social Security number. It will be available to your creditors and the trustee but, to protect your privacy, will not be part of your regular bankruptcy case file.

Form 22A—Statement of Current Monthly Income and Means-Test Calculation



SKIP AHEAD

Business debtors can skip ahead. This form is only for debtors whose debts are primarily consumer debts. If more than 50% of your debt load is attributable to the operation of a business, you are a business debtor and need not complete the entire form. Simply check the box on Line 1b and complete the verification.

This form helps the U.S. Trustee decide whether your income and expenses qualify you to file for Chapter 7 bankruptcy, or whether you will have to use Chapter 13.

In Ch. 1, we explained how to calculate your current monthly income and compare it with your state’s median income. As discussed there, if your current monthly income is above your state’s median income, you will have to take the means test. Parts II and III of this form are where you calculate your current monthly income; if it exceeds the state median (which is rare), you’ll have to fill out the means test beginning with Part IV.



RESOURCE

Prefer to let your computer crunch the numbers?

Rather than completing the means test form by hand, you can use an online calculator to run the numbers for you. You’ll find an excellent free calculator (as well as a treasure trove of bankruptcy information and resources) at www.legalconsumer.com. Just click on the means test link, enter your zip code number, and away you go.

If You Fail the Means Test

If the information you provide on this form shows that your income exceeds the state median and you can pay more than 25% of the debts you listed in Schedule F over a five-year period, your Chapter 7 filing will be presumed to be abusive, and the U.S. Trustee will ask the court to either dismiss your Chapter 7 filing or, with your consent, convert your case to a Chapter 13 case. If this happens to you, we highly recommend that you obtain the services of an attorney to help you stay in Chapter 7, unless you are willing to sign up for a five-year Chapter 13 repayment plan. If you convert, you can use most of the bankruptcy papers filed in your Chapter 7 case in your Chapter 13 case. However, you'll need help coming up with a repayment plan.

Below is a completed Statement of Current Monthly Income and Means-Test Calculation, with instructions.

In re and **Case No.** Follow the instructions for Schedule A.

The presumption arises. Don't check any of these boxes for now. You will decide which box to check later, after you figure out whether you have to take the means test and, if so, whether you pass it.

Part I. Exclusion for Disabled Veterans and Non-Consumer Debtors

Line 1a. If all of the facts in the "Declaration of Disabled Veteran" are true of your situation, check the appropriate box and sign the verification in Part VIII. To qualify for this exclusion, you must have a disability rating of at least 30%, and more than half of your debt must have been incurred while you were either on active duty or performing homeland defense activity. If you qualify for the veteran's exclusion, you don't have to calculate your current income or take the means test on this form; you are automatically eligible to use Chapter 7.

Line 1b. If the majority of your debts comes from running a business, check the box. Those who have primarily nonconsumer (business) debts don't have to take the means test and are free to use Chapter 7 if they wish. If the majority of your debts are personal, you must take the means test to see whether you can file for Chapter 7 bankruptcy.

If you don't have a business, the only business debts you may have are back taxes you owe. These are considered nonconsumer debts—that is, business debts—whether or not you run a business. Even tax debts for unpaid personal income taxes are considered business debts for purposes of this rule.

Line 1c. The law provides a temporary exclusion from taking the means test for National Guard members who were called to active duty after September 11, 2001 for at least 90 days. The exclusion period lasts for 540 days after the 90-day active duty. If you fit this category, complete the "Declaration of Reservists and National Guard Members," check the box at the top of the form marked "The presumption is temporarily inapplicable," and sign and date the form at the end.

Part II. Calculation of Monthly Income for § 707(b)(7) Exclusion

Line 2a. If you are unmarried, check this box and follow the instructions (complete only Lines 3 through 11 in column A).

Line 2b. If you are married but filing separately because you have separate households, check this box and complete only Lines 3 through 11 in Column A. If you check this box, you are declaring, under penalty of perjury, that you are legally separated under the laws of your state or that you are living separately for reasons other than to qualify for Chapter 7 bankruptcy.

Line 2c. If you are married but filing separately for reasons other than those stated in Line 2b, check this box and complete Lines 3 through 11 in Columns A and B.

Line 2d. If you are married and filing jointly, check this box and complete Lines 3 through 11 in Columns A and B.



CAUTION

Use the right figures. All figures you enter in Lines 3 through 11 must be averages of the six-month period that ends on the last day of the month before you file. For instance, if you file on September 9, the six-month period ends on August 31. If the amounts are the same for each of those six months (for example, because you've held the same job and worked the same amount of hours during that period), then use those amounts. If the amounts vary, add up everything you've earned in that category for the six-month period, then divide the total

Sample Statement of Current Monthly Income and Means Test Calculation—page 1

B22A (Official Form 22A) (Chapter 7) (12/08)

In re Carrie Anne Edwards
 Debtor(s)
 Case Number: _____
 (If known)

According to the information required to be entered on this statement (check one box as directed in Part I, III, or VI of this statement):

- ☐ The presumption arises.
☒ The presumption does not arise.
☐ The presumption is temporarily inapplicable.

CHAPTER 7 STATEMENT OF CURRENT MONTHLY INCOME AND MEANS-TEST CALCULATION

In addition to Schedules I and J, this statement must be completed by every individual chapter 7 debtor, whether or not filing jointly. Unless the exclusion in Line 1C applies, joint debtors may complete a single statement. If the exclusion in Line 1C applies, each joint filer must complete a separate statement.

Part I. MILITARY AND NON-CONSUMER DEBTORS	
1A	<p>Disabled Veterans. If you are a disabled veteran described in the Declaration in this Part IA, (1) check the box at the beginning of the Declaration, (2) check the box for "The presumption does not arise" at the top of this statement, and (3) complete the verification in Part VIII. Do not complete any of the remaining parts of this statement.</p> <p><input type="checkbox"/> Declaration of Disabled Veteran. By checking this box, I declare under penalty of perjury that I am a disabled veteran (as defined in 38 U.S.C. § 3741(1)) whose indebtedness occurred primarily during a period in which I was on active duty (as defined in 10 U.S.C. § 101(d)(1)) or while I was performing a homeland defense activity (as defined in 32 U.S.C. § 901(1)).</p>
1B	<p>Non-consumer Debtors. If your debts are not primarily consumer debts, check the box below and complete the verification in Part VIII. Do not complete any of the remaining parts of this statement.</p> <p><input type="checkbox"/> Declaration of non-consumer debts. By checking this box, I declare that my debts are not primarily consumer debts.</p>
1C	<p>Reservists and National Guard Members; active duty or homeland defense activity. Members of a reserve component of the Armed Forces and members of the National Guard who were called to active duty (as defined in 10 U.S.C. § 101(d)(1)) after September 11, 2001, for a period of at least 90 days, or who have performed homeland defense activity (as defined in 32 U.S.C. § 901(1)) for a period of at least 90 days, are excluded from all forms of means testing during the time of active duty or homeland defense activity and for 540 days thereafter (the "exclusion period"). If you qualify for this temporary exclusion, (1) check the appropriate boxes and complete any required information in the Declaration of Reservists and National Guard Members below, (2) check the box for "The presumption is temporarily inapplicable" at the top of this statement, and (3) complete the verification in Part VIII. During your exclusion period you are not required to complete the balance of this form, but you must complete the form no later than 14 days after the date on which your exclusion period ends, unless the time for filing a motion raising the means test presumption expires in your case before your exclusion period ends.</p> <p><input type="checkbox"/> Declaration of Reservists and National Guard Members. By checking this box and making the appropriate entries below, I declare that I am eligible for a temporary exclusion from means testing because, as a member of a reserve component of the Armed Forces or the National Guard</p> <div style="margin-left: 40px;"> <p>a. <input type="checkbox"/> I was called to active duty after September 11, 2001, for a period of at least 90 days and</p> <div style="margin-left: 20px;"> <input type="checkbox"/> I remain on active duty /or/ <input type="checkbox"/> I was released from active duty on _____, which is less than 540 days before this bankruptcy case was filed; </div> <p style="text-align: center;">OR</p> <p>b. <input type="checkbox"/> I am performing homeland defense activity for a period of at least 90 days /or/ <input type="checkbox"/> I performed homeland defense activity for a period of at least 90 days, terminating on _____, which is less than 540 days before this bankruptcy case was filed.</p> </div>

Sample Statement of Current Monthly Income and Means Test Calculation—page 2

B22A (Official Form 22A) (Chapter 7) (12/08)

2

Part II. CALCULATION OF MONTHLY INCOME FOR § 707(b)(7) EXCLUSION

2	Marital/filing status. Check the box that applies and complete the balance of this part of this statement as directed. a. <input checked="" type="checkbox"/> Unmarried. Complete only Column A ("Debtor's Income") for Lines 3-11. b. <input type="checkbox"/> Married, not filing jointly, with declaration of separate households. By checking this box, debtor declares under penalty of perjury: "My spouse and I are legally separated under applicable non-bankruptcy law or my spouse and I are living apart other than for the purpose of evading the requirements of § 707(b)(2)(A) of the Bankruptcy Code." Complete only column A ("Debtor's Income") for Lines 3-11. c. <input type="checkbox"/> Married, not filing jointly, without the declaration of separate households set out in Line 2.b above. Complete both Column A ("Debtor's Income") and Column B ("Spouse's Income") for Lines 3-11. d. <input type="checkbox"/> Married, filing jointly. Complete both Column A ("Debtor's Income") and Column B ("Spouse's Income") for Lines 3-11.														
	All figures must reflect average monthly income received from all sources, derived during the six calendar months prior to filing the bankruptcy case, ending on the last day of the month before the filing. If the amount of monthly income varied during the six months, you must divide the six-month total by six, and enter the result on the appropriate line.	Column A Debtor's Income	Column B Spouse's Income												
3	Gross wages, salary, tips, bonuses, overtime, commissions.	\$ 5,200.00	\$												
4	Income from the operation of a business, profession or farm. Subtract Line b from Line a and enter the difference in the appropriate column(s) of Line 4. If you operate more than one business, profession or farm, enter aggregate numbers and provide details on an attachment. Do not enter a number less than zero. Do not include any part of the business expenses entered on Line b as a deduction in Part V. <table border="1" data-bbox="256 892 1098 1003"> <thead> <tr> <th></th> <th>Debtor</th> <th>Spouse</th> </tr> </thead> <tbody> <tr> <td>a. Gross receipts</td> <td>\$ 0.00</td> <td>\$</td> </tr> <tr> <td>b. Ordinary and necessary business expenses</td> <td>\$ 0.00</td> <td>\$</td> </tr> <tr> <td>c. Business income</td> <td colspan="2">Subtract Line b from Line a</td> </tr> </tbody> </table>		Debtor	Spouse	a. Gross receipts	\$ 0.00	\$	b. Ordinary and necessary business expenses	\$ 0.00	\$	c. Business income	Subtract Line b from Line a		\$ 0.00	\$
	Debtor	Spouse													
a. Gross receipts	\$ 0.00	\$													
b. Ordinary and necessary business expenses	\$ 0.00	\$													
c. Business income	Subtract Line b from Line a														
5	Rents and other real property income. Subtract Line b from Line a and enter the difference in the appropriate column(s) of Line 5. Do not enter a number less than zero. Do not include any part of the operating expenses entered on Line b as a deduction in Part V. <table border="1" data-bbox="256 1087 1098 1224"> <thead> <tr> <th></th> <th>Debtor</th> <th>Spouse</th> </tr> </thead> <tbody> <tr> <td>a. Gross receipts</td> <td>\$ 0.00</td> <td>\$</td> </tr> <tr> <td>b. Ordinary and necessary operating expenses</td> <td>\$ 0.00</td> <td>\$</td> </tr> <tr> <td>c. Rent and other real property income</td> <td colspan="2">Subtract Line b from Line a</td> </tr> </tbody> </table>		Debtor	Spouse	a. Gross receipts	\$ 0.00	\$	b. Ordinary and necessary operating expenses	\$ 0.00	\$	c. Rent and other real property income	Subtract Line b from Line a		\$ 0.00	\$
	Debtor	Spouse													
a. Gross receipts	\$ 0.00	\$													
b. Ordinary and necessary operating expenses	\$ 0.00	\$													
c. Rent and other real property income	Subtract Line b from Line a														
6	Interest, dividends, and royalties.	\$ 800.00	\$												
7	Pension and retirement income.	\$ 0.00	\$												
8	Any amounts paid by another person or entity, on a regular basis, for the household expenses of the debtor or the debtor's dependents, including child support paid for that purpose. Do not include alimony or separate maintenance payments or amounts paid by your spouse if Column B is completed.	\$ 400.00	\$												
9	Unemployment compensation. Enter the amount in the appropriate column(s) of Line 9. However, if you contend that unemployment compensation received by you or your spouse was a benefit under the Social Security Act, do not list the amount of such compensation in Column A or B, but instead state the amount in the space below: <table border="1" data-bbox="256 1518 1098 1581"> <tr> <td>Unemployment compensation claimed to be a benefit under the Social Security Act</td> <td>Debtor \$ 0.00</td> <td>Spouse \$</td> </tr> </table>	Unemployment compensation claimed to be a benefit under the Social Security Act	Debtor \$ 0.00	Spouse \$	\$ 0.00	\$									
Unemployment compensation claimed to be a benefit under the Social Security Act	Debtor \$ 0.00	Spouse \$													
10	Income from all other sources. Specify source and amount. If necessary, list additional sources on a separate page. Do not include alimony or separate maintenance payments paid by your spouse if Column B is completed, but include all other payments of alimony or separate maintenance. Do not include any benefits received under the Social Security Act or payments received as a victim of a war crime, crime against humanity, or as a victim of international or domestic terrorism. <table border="1" data-bbox="256 1738 1098 1822"> <thead> <tr> <th></th> <th>Debtor</th> <th>Spouse</th> </tr> </thead> <tbody> <tr> <td>a.</td> <td>\$</td> <td>\$</td> </tr> <tr> <td>b.</td> <td>\$</td> <td>\$</td> </tr> </tbody> </table> Total and enter on Line 10		Debtor	Spouse	a.	\$	\$	b.	\$	\$	\$ 0.00	\$			
	Debtor	Spouse													
a.	\$	\$													
b.	\$	\$													
11	Subtotal of Current Monthly Income for § 707(b)(7). Add Lines 3 thru 10 in Column A, and, if Column B is completed, add Lines 3 through 10 in Column B. Enter the total(s).	\$ 6,400.00	\$												

Sample Statement of Current Monthly Income and Means Test Calculation—page 3

B22A (Official Form 22A) (Chapter 7) (12/08)

3

12	Total Current Monthly Income for § 707(b)(7). If Column B has been completed, add Line 11, Column A to Line 11, Column B, and enter the total. If Column B has not been completed, enter the amount from Line 11, Column A.	\$ 6,400.00
Part III. APPLICATION OF § 707(b)(7) EXCLUSION		
13	Annualized Current Monthly Income for § 707(b)(7). Multiply the amount from Line 12 by the number 12 and enter the result.	\$ 76,800.00
14	Applicable median family income. Enter the median family income for the applicable state and household size. (This information is available by family size at www.usdoj.gov/ust/ or from the clerk of the bankruptcy court.) a. Enter debtor's state of residence: CA b. Enter debtor's household size: 3	\$ 70,684.00
15	Application of Section 707(b)(7). Check the applicable box and proceed as directed. <input type="checkbox"/> The amount on Line 13 is less than or equal to the amount on Line 14. Check the box for "The presumption does not arise" at the top of page 1 of this statement, and complete Part VIII; do not complete Parts IV, V, VI or VII. <input checked="" type="checkbox"/> The amount on Line 13 is more than the amount on Line 14. Complete the remaining parts of this statement.	

Complete Parts IV, V, VI, and VII of this statement only if required. (See Line 15.)

Part IV. CALCULATION OF CURRENT MONTHLY INCOME FOR § 707(b)(2)														
16	Enter the amount from Line 12.	\$ 6,400.00												
17	Marital adjustment. If you checked the box at Line 2.c, enter on Line 17 the total of any income listed in Line 11, Column B that was NOT paid on a regular basis for the household expenses of the debtor or the debtor's dependents. Specify in the lines below the basis for excluding the Column B income (such as payment of the spouse's tax liability or the spouse's support of persons other than the debtor or the debtor's dependents) and the amount of income devoted to each purpose. If necessary, list additional adjustments on a separate page. If you did not check box at Line 2.c, enter zero.	\$ 0.00												
	<table border="1"> <tr> <td>a.</td> <td></td> <td>\$</td> </tr> <tr> <td>b.</td> <td></td> <td>\$</td> </tr> <tr> <td>c.</td> <td></td> <td>\$</td> </tr> <tr> <td>d.</td> <td></td> <td>\$</td> </tr> </table>		a.		\$	b.		\$	c.		\$	d.		\$
a.			\$											
b.			\$											
c.			\$											
d.		\$												
	Total and enter on Line 17													
18	Current monthly income for § 707(b)(2). Subtract Line 17 from Line 16 and enter the result.	\$ 6,400.00												

Part V. CALCULATION OF DEDUCTIONS FROM INCOME**Subpart A: Deductions under Standards of the Internal Revenue Service (IRS)**

19A	National Standards: food, clothing and other items. Enter in Line 19A the "Total" amount from IRS National Standards for Food, Clothing and Other Items for the applicable household size. (This information is available at www.usdoj.gov/ust/ or from the clerk of the bankruptcy court.)	\$ 1,152.00																						
19B	National Standards: health care. Enter in Line a1 below the amount from IRS National Standards for Out-of-Pocket Health Care for persons under 65 years of age, and in Line a2 the IRS National Standards for Out-of-Pocket Health Care for persons 65 years of age or older. (This information is available at www.usdoj.gov/ust/ or from the clerk of the bankruptcy court.) Enter in Line b1 the number of members of your household who are under 65 years of age, and enter in Line b2 the number of members of your household who are 65 years of age or older. (The total number of household members must be the same as the number stated in Line 14b.) Multiply Line a1 by Line b1 to obtain a total amount for household members under 65, and enter the result in Line c1. Multiply Line a2 by Line b2 to obtain a total amount for household members 65 and older, and enter the result in Line c2. Add Lines c1 and c2 to obtain a total health care amount, and enter the result in Line 19B.	\$ 180.00																						
	<table border="1"> <thead> <tr> <th colspan="2">Household members under 65 years of age</th> <th colspan="2">Household members 65 years of age or older</th> </tr> </thead> <tbody> <tr> <td>a1.</td> <td>Allowance per member</td> <td>60</td> <td>a2.</td> <td>Allowance per member</td> <td>144</td> </tr> <tr> <td>b1.</td> <td>Number of members</td> <td>3</td> <td>b2.</td> <td>Number of members</td> <td>0</td> </tr> <tr> <td>c1.</td> <td>Subtotal</td> <td>180.00</td> <td>c2.</td> <td>Subtotal</td> <td>0.00</td> </tr> </tbody> </table>		Household members under 65 years of age		Household members 65 years of age or older		a1.	Allowance per member	60	a2.	Allowance per member	144	b1.	Number of members	3	b2.	Number of members	0	c1.	Subtotal	180.00	c2.	Subtotal	0.00
Household members under 65 years of age			Household members 65 years of age or older																					
a1.	Allowance per member		60	a2.	Allowance per member	144																		
b1.	Number of members		3	b2.	Number of members	0																		
c1.	Subtotal	180.00	c2.	Subtotal	0.00																			
20A	Local Standards: housing and utilities; non-mortgage expenses. Enter the amount of the IRS Housing and Utilities Standards; non-mortgage expenses for the applicable county and household size. (This information is available at www.usdoj.gov/ust/ or from the clerk of the bankruptcy court.)	\$ 544.00																						

Sample Statement of Current Monthly Income and Means Test Calculation—page 4

B22A (Official Form 22A) (Chapter 7) (12/08)

4

20B	<p>Local Standards: housing and utilities; mortgage/rent expense. Enter, in Line a below, the amount of the IRS Housing and Utilities Standards; mortgage/rent expense for your county and household size (this information is available at www.usdoj.gov/ust/ or from the clerk of the bankruptcy court); enter on Line b the total of the Average Monthly Payments for any debts secured by your home, as stated in Line 42; subtract Line b from Line a and enter the result in Line 20B. Do not enter an amount less than zero.</p> <table border="1"> <tr> <td>a.</td> <td>IRS Housing and Utilities Standards; mortgage/rental expense</td> <td>\$</td> <td>858.00</td> </tr> <tr> <td>b.</td> <td>Average Monthly Payment for any debts secured by your home, if any, as stated in Line 42</td> <td>\$</td> <td>1,865.10</td> </tr> <tr> <td>c.</td> <td>Net mortgage/rental expense</td> <td colspan="2">Subtract Line b from Line a.</td> </tr> </table>	a.	IRS Housing and Utilities Standards; mortgage/rental expense	\$	858.00	b.	Average Monthly Payment for any debts secured by your home, if any, as stated in Line 42	\$	1,865.10	c.	Net mortgage/rental expense	Subtract Line b from Line a.		\$ 0.00
a.	IRS Housing and Utilities Standards; mortgage/rental expense	\$	858.00											
b.	Average Monthly Payment for any debts secured by your home, if any, as stated in Line 42	\$	1,865.10											
c.	Net mortgage/rental expense	Subtract Line b from Line a.												
21	<p>Local Standards: housing and utilities; adjustment. If you contend that the process set out in Lines 20A and 20B does not accurately compute the allowance to which you are entitled under the IRS Housing and Utilities Standards, enter any additional amount to which you contend you are entitled, and state the basis for your contention in the space below:</p>	\$ 0.00												
22A	<p>Local Standards: transportation; vehicle operation/public transportation expense. You are entitled to an expense allowance in this category regardless of whether you pay the expenses of operating a vehicle and regardless of whether you use public transportation.</p> <p>Check the number of vehicles for which you pay the operating expenses or for which the operating expenses are included as a contribution to your household expenses in Line 8.</p> <p><input type="checkbox"/> 0 <input checked="" type="checkbox"/> 1 <input type="checkbox"/> 2 or more.</p> <p>If you checked 0, enter on Line 22A the "Public Transportation" amount from IRS Local Standards: Transportation. If you checked 1 or 2 or more, enter on Line 22A the "Operating Costs" amount from IRS Local Standards: Transportation for the applicable number of vehicles in the applicable Metropolitan Statistical Area or Census Region. (These amounts are available at www.usdoj.gov/ust/ or from the clerk of the bankruptcy court.)</p>	\$ 211.00												
22B	<p>Local Standards: transportation; additional public transportation expense. If you pay the operating expenses for a vehicle and also use public transportation, and you contend that you are entitled to an additional deduction for you public transportation expenses, enter on Line 22B the "Public Transportation" amount from IRS Local Standards: Transportation. (This amount is available at www.usdoj.gov/ust/ or from the clerk of the bankruptcy court.)</p>	\$ 0.00												
23	<p>Local Standards: transportation ownership/lease expense; Vehicle 1. Check the number of vehicles for which you claim an ownership/lease expense. (You may not claim an ownership/lease expense for more than two vehicles.)</p> <p><input checked="" type="checkbox"/> 1 <input type="checkbox"/> 2 or more.</p> <p>Enter, in Line a below, the "Ownership Costs" for "One Car" from the IRS Local Standards: Transportation (available at www.usdoj.gov/ust/ or from the clerk of the bankruptcy court); enter in Line b the total of the Average Monthly Payments for any debts secured by Vehicle 1, as stated in Line 42; subtract Line b from Line a and enter the result in Line 23. Do not enter an amount less than zero.</p> <table border="1"> <tr> <td>a.</td> <td>IRS Transportation Standards, Ownership Costs</td> <td>\$</td> <td>489.00</td> </tr> <tr> <td>b.</td> <td>Average Monthly Payment for any debts secured by Vehicle 1, as stated in Line 42</td> <td>\$</td> <td>450.00</td> </tr> <tr> <td>c.</td> <td>Net ownership/lease expense for Vehicle 1</td> <td colspan="2">Subtract Line b from Line a.</td> </tr> </table>	a.	IRS Transportation Standards, Ownership Costs	\$	489.00	b.	Average Monthly Payment for any debts secured by Vehicle 1, as stated in Line 42	\$	450.00	c.	Net ownership/lease expense for Vehicle 1	Subtract Line b from Line a.		\$ 39.00
a.	IRS Transportation Standards, Ownership Costs	\$	489.00											
b.	Average Monthly Payment for any debts secured by Vehicle 1, as stated in Line 42	\$	450.00											
c.	Net ownership/lease expense for Vehicle 1	Subtract Line b from Line a.												
24	<p>Local Standards: transportation ownership/lease expense; Vehicle 2. Complete this Line only if you checked the "2 or more" Box in Line 23.</p> <p>Enter, in Line a below, the "Ownership Costs" for "One Car" from the IRS Local Standards: Transportation (available at www.usdoj.gov/ust/ or from the clerk of the bankruptcy court); enter in Line b the total of the Average Monthly Payments for any debts secured by Vehicle 2, as stated in Line 42; subtract Line b from Line a and enter the result in Line 24. Do not enter an amount less than zero.</p> <table border="1"> <tr> <td>a.</td> <td>IRS Transportation Standards, Ownership Costs</td> <td>\$</td> <td>0.00</td> </tr> <tr> <td>b.</td> <td>Average Monthly Payment for any debts secured by Vehicle 2, as stated in Line 42</td> <td>\$</td> <td>0.00</td> </tr> <tr> <td>c.</td> <td>Net ownership/lease expense for Vehicle 2</td> <td colspan="2">Subtract Line b from Line a.</td> </tr> </table>	a.	IRS Transportation Standards, Ownership Costs	\$	0.00	b.	Average Monthly Payment for any debts secured by Vehicle 2, as stated in Line 42	\$	0.00	c.	Net ownership/lease expense for Vehicle 2	Subtract Line b from Line a.		\$ 0.00
a.	IRS Transportation Standards, Ownership Costs	\$	0.00											
b.	Average Monthly Payment for any debts secured by Vehicle 2, as stated in Line 42	\$	0.00											
c.	Net ownership/lease expense for Vehicle 2	Subtract Line b from Line a.												
25	<p>Other Necessary Expenses: taxes. Enter the total average monthly expense that you actually incur for all federal, state and local taxes, other than real estate and sales taxes, such as income taxes, self employment taxes, social security taxes, and Medicare taxes. Do not include real estate or sales taxes.</p>	\$ 541.67												

Sample Statement of Current Monthly Income and Means Test Calculation—page 5

B22A (Official Form 22A) (Chapter 7) (12/08)

5

26	Other Necessary Expenses: involuntary deductions for employment. Enter the total average monthly payroll deductions that are required for your employment, such as retirement contributions, union dues, and uniform costs. Do not include discretionary amounts, such as voluntary 401(k) contributions.	\$ 0.00
27	Other Necessary Expenses: life insurance. Enter total average monthly premiums that you actually pay for term life insurance for yourself. Do not include premiums for insurance on your dependents, for whole life or for any other form of insurance.	\$ 0.00
28	Other Necessary Expenses: court-ordered payments. Enter the total monthly amount that you are required to pay pursuant to the order of a court or administrative agency, such as spousal or child support payments. Do not include payments on past due obligations included in Line 44.	\$ 0.00
29	Other Necessary Expenses: education for employment or for a physically or mentally challenged child. Enter the total average monthly amount that you actually expend for education that is a condition of employment and for education that is required for a physically or mentally challenged dependent child for whom no public education providing similar services is available.	\$ 0.00
30	Other Necessary Expenses: childcare. Enter the total average monthly amount that you actually expend on childcare - such as baby-sitting, day care, nursery and preschool. Do not include other educational payments.	\$ 400.00
31	Other Necessary Expenses: health care. Enter the total average monthly amount that you actually expend on health care that is required for the health and welfare of yourself or your dependents, that is not reimbursed by insurance or paid by a health savings account, and that is in excess of the amount entered in Line 19B. Do not include payments for health insurance or health savings accounts listed in Line 34.	\$ 120.00
32	Other Necessary Expenses: telecommunication services. Enter the total average monthly amount that you actually pay for telecommunication services other than your basic home telephone and cell phone service - such as pagers, call waiting, caller id, special long distance, or internet service - to the extent necessary for your health and welfare or that of your dependents. Do not include any amount previously deducted.	\$ 175.00
33	Total Expenses Allowed under IRS Standards. Enter the total of Lines 19 through 32.	\$ 3,362.67

Subpart B: Additional Living Expense Deductions

Note: Do not include any expenses that you have listed in Lines 19-32

34	Health Insurance, Disability Insurance, and Health Savings Account Expenses. List the monthly expenses in the categories set out in lines a-c below that are reasonably necessary for yourself, your spouse, or your dependents.		
	a.	Health Insurance	\$ 100.00
	b.	Disability Insurance	\$ 0.00
	c.	Health Savings Account	\$ 0.00
	Total and enter on Line 34.		\$ 100.00
	If you do not actually expend this total amount, state your actual total average monthly expenditures in the space below: \$ _____		
35	Continued contributions to the care of household or family members. Enter the total average actual monthly expenses that you will continue to pay for the reasonable and necessary care and support of an elderly, chronically ill, or disabled member of your household or member of your immediate family who is unable to pay for such expenses.		\$ 0.00
36	Protection against family violence. Enter the total average reasonably necessary monthly expenses that you actually incurred to maintain the safety of your family under the Family Violence Prevention and Services Act or other applicable federal law. The nature of these expenses is required to be kept confidential by the court.		\$ 0.00
37	Home energy costs. Enter the total average monthly amount, in excess of the allowance specified by IRS Local Standards for Housing and Utilities, that you actually expend for home energy costs. You must provide your case trustee with documentation of your actual expenses, and you must demonstrate that the additional amount claimed is reasonable and necessary.		\$ 0.00
38	Education expenses for dependent children less than 18. Enter the total average monthly expenses that you actually incur, not to exceed \$137.50 per child, for attendance at a private or public elementary or secondary school by your dependent children less than 18 years of age. You must provide your case trustee with documentation of your actual expenses, and you must explain why the amount claimed is reasonable and necessary and not already accounted for in the IRS Standards.		\$ 0.00

Sample Statement of Current Monthly Income and Means Test Calculation—page 6

B22A (Official Form 22A) (Chapter 7) (12/08)

6

39	Additional food and clothing expense. Enter the total average monthly amount by which your food and clothing expenses exceed the combined allowances for food and clothing (apparel and services) in the IRS National Standards, not to exceed 5% of those combined allowances. (This information is available at www.usdoj.gov/ust/ or from the clerk of the bankruptcy court.) You must demonstrate that the additional amount claimed is reasonable and necessary.	\$ 42.00
40	Continued charitable contributions. Enter the amount that you will continue to contribute in the form of cash or financial instruments to a charitable organization as defined in 26 U.S.C. § 170(c)(1)-(2).	\$ 300.00
41	Total Additional Expense Deductions under § 707(b). Enter the total of Lines 34 through 40	\$ 442.00

Subpart C: Deductions for Debt Payment

42	Future payments on secured claims. For each of your debts that is secured by an interest in property that you own, list the name of the creditor, identify the property securing the debt, and state the Average Monthly Payment, and check whether the payment includes taxes or insurance. The Average Monthly Payment is the total of all amounts scheduled as contractually due to each Secured Creditor in the 60 months following the filing of the bankruptcy case, divided by 60. If necessary, list additional entries on a separate page. Enter the total of the Average Monthly Payments on Line 42.			
	Name of Creditor	Property Securing the Debt	Average Monthly Payment	Does payment include taxes or insurance?
a.	GMAC	2003 Buick LeSabre fully loaded in good condition (replacement value from nada.com)	\$ 450.00	<input checked="" type="checkbox"/> yes <input type="checkbox"/> no
b.	Grand Junction Mortgage	Residence Location: 3045 Berwick St, Lakeport CA Residence is in foreclosure. Sale of property has been scheduled for July 19, 2009. I am still living in the house and hoping to modify the mortgage.	\$ 1,565.10	<input type="checkbox"/> yes <input checked="" type="checkbox"/> no
c.	Lending Tree	Residence Location: 3045 Berwick St, Lakeport CA Residence is in foreclosure. Sale of property has been scheduled for July 19, 2009. I am still living in the house and hoping to modify the mortgage	\$ 300.00	<input type="checkbox"/> yes <input checked="" type="checkbox"/> no
	Total: Add Lines			\$ 2,315.10
43	Other payments on secured claims. If any of debts listed in Line 42 are secured by your primary residence, a motor vehicle, or other property necessary for your support or the support of your dependents, you may include in your deduction 1/60th of any amount (the "cure amount") that you must pay the creditor in addition to the payments listed in Line 42, in order to maintain possession of the property. The cure amount would include any sums in default that must be paid in order to avoid repossession or foreclosure. List and total any such amounts in the following chart. If necessary, list additional entries on a separate page.			
	Name of Creditor	Property Securing the Debt	1/60th of the Cure Amount	
a.	Grand Junction Mortgage	Residence Location: 3045 Berwick St, Lakeport CA Residence is in foreclosure. Sale of property has been scheduled for July 19, 2009. I am still living in the house and hoping to modify the mortgage.	\$ 53.84	

Sample Statement of Current Monthly Income and Means Test Calculation—page 7

B22A (Official Form 22A) (Chapter 7) (12/08)

7

		Total: Add Lines	\$ 53.84
44	Payments on prepetition priority claims. Enter the total amount, divided by 60, of all priority claims, such as priority tax, child support and alimony claims, for which you were liable at the time of your bankruptcy filing. Do not include current obligations, such as those set out in Line 28.		\$ 125.00
45	Chapter 13 administrative expenses. If you are eligible to file a case under Chapter 13, complete the following chart, multiply the amount in line a by the amount in line b, and enter the resulting administrative expense.		
	a.	Projected average monthly Chapter 13 plan payment.	\$ 0.00
	b.	Current multiplier for your district as determined under schedules issued by the Executive Office for United States Trustees. (This information is available at www.usdoj.gov/ust/ or from the clerk of the bankruptcy court.)	x 9.80
	c.	Average monthly administrative expense of Chapter 13 case	Total: Multiply Lines a and b
			\$ 0.00
46	Total Deductions for Debt Payment. Enter the total of Lines 42 through 45.		\$ 2,493.94
Subpart D: Total Deductions from Income			
47	Total of all deductions allowed under § 707(b)(2). Enter the total of Lines 33, 41, and 46.		\$ 6,298.61
Part VI. DETERMINATION OF § 707(b)(2) PRESUMPTION			
48	Enter the amount from Line 18 (Current monthly income for § 707(b)(2))		\$ 6,400.00
49	Enter the amount from Line 47 (Total of all deductions allowed under § 707(b)(2))		\$ 6,298.61
50	Monthly disposable income under § 707(b)(2). Subtract Line 49 from Line 48 and enter the result.		\$ 101.39
51	60-month disposable income under § 707(b)(2). Multiply the amount in Line 50 by the number 60 and enter the result.		\$ 6,083.40
52	Initial presumption determination. Check the applicable box and proceed as directed. <input checked="" type="checkbox"/> The amount on Line 51 is less than \$6,575. Check the box for "The presumption does not arise" at the top of page 1 of this statement, and complete the verification in Part VIII. Do not complete the remainder of Part VI. <input type="checkbox"/> The amount set forth on Line 51 is more than \$10,950 Check the box for "The presumption arises" at the top of page 1 of this statement, and complete the verification in Part VIII. You may also complete Part VII. Do not complete the remainder of Part VI. <input type="checkbox"/> The amount on Line 51 is at least \$6,575, but not more than \$10,950. Complete the remainder of Part VI (Lines 53 through 55).		
53	Enter the amount of your total non-priority unsecured debt		\$
54	Threshold debt payment amount. Multiply the amount in Line 53 by the number 0.25 and enter the result.		\$
55	Secondary presumption determination. Check the applicable box and proceed as directed. <input type="checkbox"/> The amount on Line 51 is less than the amount on Line 54. Check the box for "The presumption does not arise" at the top of page 1 of this statement, and complete the verification in Part VIII. <input type="checkbox"/> The amount on Line 51 is equal to or greater than the amount on Line 54. Check the box for "The presumption arises" at the top of page 1 of this statement, and complete the verification in Part VIII. You may also complete Part VII.		
Part VII. ADDITIONAL EXPENSE CLAIMS			
56	Other Expenses. List and describe any monthly expenses, not otherwise stated in this form, that are required for the health and welfare of you and your family and that you contend should be an additional deduction from your current monthly income under § 707(b)(2)(A)(ii)(I). If necessary, list additional sources on a separate page. All figures should reflect your average monthly expense for each item. Total the expenses.		
	a.	Expense Description	Monthly Amount
	b.		\$
	c.		\$
	d.		\$
	Total: Add Lines a, b, c, and d		\$
Part VIII. VERIFICATION			
57	I declare under penalty of perjury that the information provided in this statement is true and correct. <i>(If this is a joint case, both debtors must sign.)</i> Date: _____ Signature: <u>Carrie Anne Edwards</u> <div style="text-align: right;">(Debtor)</div>		

by six to get a monthly average. You should include all income you actually received during the six-month period, even if you earned it or became entitled to receive it before the six-month period began. (*In re Burrell*, 399 B.R. 620 (Bkrcty. C.D. Ill., 2008).)

Line 3. Enter your average monthly earnings over the last six months from gross wages, salary, tips, bonuses, overtime, and commissions. (“Gross” means before any taxes, Social Security, or other amounts are withheld.)

Line 4. If you operate a business, profession, or farm, you’ll need to compute your average monthly expenses for the six-month period and subtract them from your income for that period. The lowest figure you can enter is zero.

Line 5. Enter your average monthly rental income for the six-month period (if you have any), and deduct ordinary and necessary operating expenses for that same period.

Line 6. Enter your average monthly income from interest, dividends, and royalties over the last six months.

Line 7. Here’s where you include your average monthly pension and retirement income. Don’t include Social Security retirement benefits.

Line 8. Enter the monthly average of any amounts regularly contributed by someone else to your household income. If you are filing separately but your spouse’s income is included in Column B, don’t include any contributions that your spouse makes to your household—his or her income is already being taken into account.

Line 9. Your average monthly unemployment compensation goes here. If you want, you can argue that unemployment compensation should be excluded under the general Social Security exclusion (see *In re Munger*, 370 B.R. 21 (D. Mass. 2007) and *In re Sorrell*, 359 B.R. 167 (S.D. Ohio 2007)) and omit it from Columns A and B. However, you’ll need to enter the amount you receive in the boxes supplied for this purpose. The general trend in bankruptcy courts is to count unemployment insurance, but this issue is still up in the air. It’s a good idea to include this income on your first draft of the form. If you fail the means test but would pass it without your unemployment, go ahead and exclude it and see what happens. Your court may not count unemployment insurance payments as income.

Line 10. Insert the average monthly amount you received from any other source. Do not include money or benefits received under the SSI, SSA, or TANF programs. These are Social Security benefits and are excluded from your current monthly income computation.

Line 11. Compute the subtotals for column A and B (if used). Remember, these subtotals should reflect an average monthly figure for all of the items you entered in Lines 3 through 10.

Line 12. Add the subtotals for columns A and B together. This is what the new bankruptcy law calls your “current monthly income.” Because it’s a six-month average, it might not match your actual monthly income at the time you file, especially if you’ve had a job loss or become unable to work in the last six months.

Part III: Application of § 707(b)(7) Exclusion

This is where the rubber meets the road: In this part, you must compare the current monthly income figure you calculated in Part II with the median family income for your state. If your income is more than the median, you’ll have to fill out the rest of the form—and you may be barred from using Chapter 7. If your income is equal to or less than the median, you can skip the rest of the form and file your Chapter 7 papers.

Line 13. Convert your monthly figure on Line 12 to an annual figure by multiplying it by 12. This is your current annual income.

Line 14. Enter the median income for your state and household size. (If you’re not sure which household members to count, see “Determine Your Household Size,” in Ch. 1.) The most recent state median income figures as of the date this book is published are in Appendix B. To make sure that you are using the most current figures, however, you should visit the U.S. Trustee’s website, www.usdoj.gov/ust, and click “Means Testing Information.” Scroll down a bit for the link to the state median income figures.

Line 15. Do the math. If your income figure exceeds the state median, check the bottom box on Line 15 and continue to Part IV.

If your income does not exceed the median, check the top box on Line 15, and sign and date the form in Part VIII. Then, return to the first page of the form, where you should check the bottom box (“The presumption does not arise”) in the top, right-hand corner.

**TIP**

Consider postponing your filing. If you conclude that you'll have to take the means test, think about whether your income will decrease in the next few months. If you recently lost a high-paying job or had a sudden decrease in commissions or royalties, for example, your average income over the past six months might look pretty substantial. But in a few months, when you average in your lower earnings, it will come down quite a bit—perhaps even to less than the state median. If so, you might want to delay your bankruptcy filing if you can.

Part IV. Calculation of Current Monthly Income for § 707(b)(2)

This is the beginning of the means test. With a couple of exceptions, the values you will be entering in the form are fairly straightforward. The purpose of the means test is to find out whether you have enough income to pay some of your unsecured, nonpriority debts over a five-year period. (Your unsecured, nonpriority debts are those you listed in Schedule F, above.)

Line 16. Enter the total from Line 12.

Line 17. If you checked the box on Line 2c (married, not filing jointly, and not making the declaration in Line 2b), you can subtract the amount of your spouse's income (as listed in Line 11, Column B) that was NOT regularly contributed to your household expenses or those of your dependents. For example, if Line 11, Column B shows that your nonfiling spouse has a monthly income of \$2,000, but your spouse contributes only \$400 a month to your household, you can enter \$1,600 here.

Line 18. Subtract the amount on Line 17 from the amount on Line 16. Enter the total here.

Part V. Calculation of Deductions From Income

In this part, you will figure out what expenses you can deduct from your current monthly income. After you subtract all allowed expenses, you will be left with your monthly disposable income—the amount you would have left over, in theory, to pay into a Chapter 13 plan.

Subpart A: Deductions under Standards of the Internal Revenue Service (IRS)

If you have to complete this part of the form—that is, if your current monthly income exceeds the state median income—you are not allowed to subtract all of your actual expenses. Instead, you must calculate some of your expenses according to standards set by the IRS. (The IRS uses these standards to decide how much a delinquent taxpayer should have to give the agency each month to repay back taxes on an installment plan.)

Line 19A. Enter the total IRS National Standards for Food, Clothing, and Other Items for your family size and income level. This is the amount the IRS believes you should get to spend for food, clothing, household supplies, personal care, and miscellaneous other items. You can get these figures from www.usdoj.gov/ust. Click “Means Testing Information,” then scroll down to the correct link. You also can get these figures from your court clerk.

Line 19B. Enter the amount you are allowed to claim for health expenses from the IRS National Standards for Out-of-Pocket Health Care. You can find these figures at www.usdoj.gov/ust. Click “Means Testing Information,” then scroll down to the appropriate link. As you'll see, you can claim more for household members who are at least 65 years old, which is reflected on the form. You'll also see that the total amount you can claim is quite small; if you spend more than you're allowed to claim here, you can claim it on Line 31.

Line 20A. Enter the amount of the IRS Housing and Utilities Standards, nonmortgage expenses for your county and family size. Get these figures from www.usdoj.gov/ust. Click “Means Testing Information,” then scroll down to the IRS Housing and Utilities Standards section and enter your state in the drop-down menu. Find the figures for your county and family size, then enter the figure that appears under the heading “Non-Mortgage.”

Line 20B. On Line **a**, enter the amount of the IRS Housing and Utility Standards, mortgage/rental expenses for your county and family size. These figures appear on the U.S. Trustee's website, on the same chart as nonmortgage expenses—follow the instructions for Line 20A, above.

On Line **b**, enter the average monthly payment for any debts secured by your home, including a mort-

gage, home equity loan, taxes, and insurance. The average monthly payment is the total of all amounts contractually due to each secured creditor in the five years after you file for bankruptcy, divided by 60.

On Line **c**, subtract Line **b** from Line **a**. This may turn out to be a negative figure—if so, enter a zero in the right-hand column. Later in the means test, you'll be able to add your average monthly payment back in as an expense.

Line 21. If your actual rental or mortgage expense is higher than that allowed by the IRS, you can claim an adjustment here. For instance, if the IRS mortgage/rental expense for a family of two is \$550, you pay an actual rent of \$900, and that amount is average for the area in which you live, enter the additional \$350 here and explain why you should be able to subtract it (that you couldn't possibly find housing in your area for less, for example).

Line 22A. You are entitled to claim an expense here regardless of whether you actually have a car. First, indicate the number of cars for which you pay operating expenses or for which somebody else contributes to the operating expenses as part of the amount entered on Line 8. If you don't have a car, enter the amount listed under "Public Transportation" from the IRS Local Transportation Expense Standards. You can find these at www.usdoj.gov/ust; click "Means Testing Information" and scroll down to the appropriate link, where you will choose your region. If you indicated that you have one or two cars, enter the amount listed for your region (and sometimes, your city) under "Operating Costs" in the same chart.

Line 22B. If you have a car and also use public transportation, you may claim a public transportation expense here. Find the correct amount by following the instructions for Line 22A, above.

Line 23. These are your expenses for owning or leasing a car. On Line 23a, enter the IRS Local Transportation Standards for ownership of a first car. This amount is actually a national figure; currently, it is \$478. To make sure you are using the most up-to-date numbers, check the website of the U.S. Trustee, www.usdoj.gov/ust. Click "Means Testing Information," then scroll down to the Local Transportation Expense Standards drop-down menu and choose your region. The ownership figure is near the bottom of the page.



CAUTION

If you aren't making payments, you might face a challenge. A dispute exists over whether you can claim this expense if you aren't paying for or leasing a car. Some U.S. Trustees (and courts) insist that you can't claim the expense. However, the National Association for Consumer Bankruptcy Attorneys has filed briefs arguing that you should be able to, because old cars wear out, and you will need to lease or buy a new car sometime during the next five years. Currently, courts located in the Eighth and Ninth Circuits allow the ownership expense and courts in the Sixth, Seventh, and Tenth Circuits do not. If you aren't making payments on your car, the best approach is to first take the means test without including the expense and see whether you pass. If you do, then there is no problem. However, if you need this expense to pass, include it (and be prepared to argue with your trustee). See Ch. 10 for suggestions on how to do bankruptcy research and www.legalconsumer.com for an up-to-date table of courts and cases addressing this issue.

On Line 23b, enter your average monthly payment (over the next five years) for all debts secured by your first car. For example, assume you have three years left to pay on the car and the monthly payment is \$350. The total amount you will owe in the next five years is \$12,600 (36 months times \$350). If you spread that amount over the next five years—by dividing the total by 60, the number of months in five years—you'll see that you have an average monthly payment of \$210.

On Line 23c, subtract Line 23b from Line 23a and enter the result in the column on the right. Later on, if necessary, you will be able to deduct your car payments to figure out whether you have disposable income for a Chapter 13 plan.

Line 24. Complete this item only if you have a second car (and checked the "2 or more" box in Line 23). Follow the instructions for Line 23 to enter the required figures for your second car.

Line 25. Enter the total average monthly expense that you actually incur for all taxes *other than real estate or sales taxes*. Examples of taxes that you enter here are income taxes, self-employment taxes, Social Security taxes, and Medicare taxes. In some cases, these taxes will show up on your wage stub. You'll need to convert the period covered by your wage stub to a monthly figure. Once you have figured out how much you pay

each month for each type of tax, add them all together and enter them in the column on the right.

Converting Taxes to a Monthly Figure

If you are paid weekly, biweekly, or twice a month, you will have to convert the tax amounts on your pay stubs to a monthly amount. And, if you pay quarterly taxes (estimated income taxes, for example), you'll need to convert that figure as well. Here's how to do it:

- Weekly taxes: multiply by 4.3 to get a monthly amount.
- Biweekly taxes: divide by 2 to get a weekly amount, then multiply by 4.3.
- Bimonthly taxes: divide by 2.
- Quarterly taxes: divide by 3.

Line 26. Enter all of your mandatory payroll deductions here. Use the conversion rules set out above to arrive at average monthly deductions. Make sure you deduct only mandatory deductions (such as mandatory retirement contributions, union dues, and uniform costs). Contributions to a 401(k) should not be included, because they are voluntary.

Line 27. Enter any monthly payments you make for term life insurance. Do not enter payments for any other type of insurance, such as credit insurance, car insurance, renter's insurance, insurance on the lives of your dependents, or whole life insurance on your own life. (Whole life insurance is the type that allows you to borrow against the policy.)

Line 28. Enter the amount of any payments you make pursuant to a court order. Child support and alimony are the most common examples, but you may also have to pay to satisfy a court money judgment or a criminal fine. Do not include court-ordered payments toward a child support or alimony arrearage; only the payments you need to stay current should be entered here.

Line 29. Enter the total monthly amount that you pay for education required by your employer to keep your job, and the total monthly amount you pay for the education of a physically or mentally challenged dependent child for whom no public education providing similar services is available. Included in this amount would be the actual costs of after-school

enrichment educational services for a physically or mentally challenged child, and the actual education expenses you are paying in support of an individual educational plan.

Line 30. Enter the average monthly expense of child care including babysitting, preschool, nursery school, and regular child care. If your employment (and therefore, your need for child care) is seasonal, add your child care costs up for the year and divide the total by 12. Do not equate education with child care. For instance, child care for a child who is of public education school age should only cover the hours before and after school.

Line 31. Enter the average monthly amount you pay for out-of-pocket health care expenses, but only to the extent it exceeds the amount you were allowed to claim on Line 19B. Do not include payments for health insurance or health savings accounts; those go on Line 34.

Line 32. Enter the average monthly expenses you pay for any communication devices that are necessary for the health and welfare of you or your dependents. Examples provided by the form are cell phones, pagers, call waiting, caller identification, and special long distance or Internet services. Virtually all of these devices arguably are necessary for the health and welfare of your family. However, some expenses might not be allowed (for example, a cell phone you use for your business, or broadband Internet service). When in doubt, list the expense.

Line 33. Add the expenses you entered in Lines 19 through 32 and put the total in the column at the right.

Subpart B: Additional Living Expense Deductions

The expenses in this subpart are allowed by the Bankruptcy Code, in addition to the IRS expenses. However, you can't list an expense twice; if you already claimed it in subpart A or on Lines 4 or 5 in Section II (business expenses), don't list it again here.

Line 34. Here, list your reasonably necessary monthly expenses for health insurance, disability insurance, and health savings accounts (HSAs) on the lines provided. The form was revised in 2008 to clarify that you can list a "reasonable" expense whether you actually pay that amount each month or not. If, however, you pay less than the reasonable amount you list, you must indicate how much you actually spend each month on

the additional line provided. If the U.S. Trustee or one of your creditors later wants to challenge your expense claims—for example, to argue that you really have more disposable income than the form indicates—they can use this information.

Line 35. Anything you spend to care for a member of your household or immediate family because of the member's age, illness, or disability can be deducted here. If your contributions are episodic—a wheelchair here, a vacation with a companion there—estimate your average monthly expense and enter it here.



CAUTION

Your response here could affect eligibility for government benefits. Expenses you list here could render the person you are assisting ineligible for Social Security or other government benefits. For example, if you state that you are spending \$500 a month for the care of a relative, and that relative is receiving SSI, your relative might receive a lower benefit amount each month, to reflect your contribution. On the other hand, if you are making such expenditures, you are required to disclose them here. If you find yourself in this predicament, talk to a lawyer.

Line 36. The average monthly expense for security systems and any other method of protecting your family should be entered here.

Line 37. If your actual home energy costs exceed the figure you entered on Line 20A, enter the extra amount you spend here. As the form indicates, you may need to prove this extra expense to the trustee. Whether you need to provide proof will depend on the results of this means test. If the amount you enter here is the deciding factor in determining that you don't have enough disposable income to fund a Chapter 13 plan, proof will definitely be required.

Line 38. This item is for money you spend on your children's education. If your average monthly expense is \$137.50 or more, put \$137.50 in this blank; that's the maximum you can deduct. Remember not to list an amount twice; if you already listed an expense on Line 29 or 30, for example, don't repeat it here.

Line 39. Here, you can list the amount by which your actual expenses for food and clothing exceed the IRS allowance for these items as entered in Line 19.

However, you cannot list more than 5% over the IRS allowance.

Line 40. If you have been making charitable contributions to an organization before your bankruptcy filing date, you can enter them here as long as the group is organized and operated exclusively for religious, charitable, scientific, literary, or educational purposes; to foster national or international amateur sports competition (but only if no part of its activities involve the provision of athletic facilities or equipment); or for the prevention of cruelty to children or animals. The organization also can't be disqualified from tax exemption status because of its political activities.

Line 41. Enter the total of Lines 34 through 40 in the column on the right.

Subpart C: Deductions for Debt Payment

Here, you deduct average monthly payments you will have to make over the next five years. Once you complete this section, you can put all the numbers together to figure out whether you pass the means test.

Line 42. List the average monthly payment you will have to make over the next five years to creditors that hold a secured interest in your property (for example, the mortgage holder on your house, or the creditor holding your car note). As explained in the instructions for Line 23, you can calculate this amount by figuring out the total amount you will owe over the next five years, then dividing that total by 60. If you have stopped making payments on your house or car, the majority of courts that have addressed the issue would allow you to include the payments anyway (because they are contractually due). However, some courts haven't allowed deductions for payments that aren't being made. If you don't know how the courts in your area handle this issue, first take the test without deducting anything here. If you pass anyway, then there is no problem. However, if you need the deduction to pass the test, include it and then argue in court (if it comes to that) that the law and the form both allow deductions for debts that are contractually due, whether or not payments are actually being made. See Ch. 10 for suggestions on legal research; you can find citations to cases that address this issue at www.legalconsumer.com.

Line 43. Here, list the average monthly payments you would have to make to pay off any past amounts due

to creditors for property that you must keep to support yourself or your dependents. Property necessary for support typically includes a car, your home, and any property you need for your employment. Come up with the monthly figure you have to enter here by dividing the total amount you would have to pay by 60.

Line 44. List the average monthly amount you will have to pay for priority claims over the next five years. Your priority claims are all claims you listed earlier in Schedule E. Divide by 60 to arrive at the monthly average.

Line 45. Here, you must calculate the fee that the trustee would charge if you ended up in Chapter 13 bankruptcy. That fee would depend on how much you would be paying, through the trustee, to your secured and unsecured creditors. It's impossible to come up with a figure at this point in the form, so leave it blank for now.

You don't have to complete this section if you pass the means test without it (that is, if your disposable income, calculated on Line 51, is less than \$6,575). Our fictional filer, Carrie, didn't need the trustee's commission to pass the means test, so Line 45 is blank, as is Section VI. However, if you leave this blank on your initial pass through the form and your disposable income, from Line 51, is \$6,575 or more, follow these instructions to come up with a figure for Line 45:

- Add Lines 42, 43, and 44.
- Divide the total on Line 54 by 60 (for the average monthly payment you would have to make to pay down 25% of your unsecured debt over five years).
- Add this number to the total of Lines 42, 43, and 44, and put the result on Line 45a. This is the average amount you would have to pay into a Chapter 13 plan to cover your secured debts, arrearages on those debts, priority debts, and 25% of your unsecured debts.
- On Line 45b, enter the multiplier percentage from the U.S. Trustee's website for your state and district. Go to www.usdoj.gov/ust, click "Means Testing Information," scroll down to the section called "Administrative Expenses Multiplier" and click "Schedules," then scroll down to your district to get the percentage.
- Multiply Line 45a by Line 45b and enter the result in the column on the right.

Line 46. Add Lines 42 through 45, and enter the total in the column on the right.

Subpart D: Total Deductions from Income. Enter the total of Lines 33, 41, and 46 in the column at the right. This is the total amount you can subtract from your current monthly expenses to arrive at your disposable income.

Part VI: Determination of § 707(b)(2) Presumption

This is where you find out whether you received a passing grade on the means test.

Line 48. Enter the amount from Line 18 in the column on the right.

Line 49. Enter the amount from Line 47 in the column on the right.

Line 50. Subtract Line 49 from Line 48 and enter the result in the column on the right.

Line 51. Multiply the total from Line 50 by 60 (to find out how much disposable income you will have over the next five years, according to these figures). Enter the result in the column on the right.

Line 52. Here you must check one of three boxes. If the amount on Line 51 is less than \$6,575, check the top box. This means that you don't have enough money left over to make a Chapter 13 plan feasible, so you can file for Chapter 7. If the total on Line 51 is more than \$10,950, you have enough income to make a Chapter 13 plan feasible, and you probably won't be allowed to stay in Chapter 7. If your total is at least \$6,575 but no more than \$10,950, you will have to do a few more calculations to figure out where you fall.

If you checked the top box, go back to the first page and check the bottom box at the top, right-hand side of the page ("The presumption does not arise"). Then, complete the verification in Part VIII below.

If you checked the middle box, go back to Page One, check the top box ("The presumption arises"), and complete the verification in Part VIII.

If you checked the bottom box, continue on to Line 53.

Line 53. Enter the total nonpriority, unsecured debt that you entered in your Schedule F, above.

**CAUTION****Don't double a debt for duplicate creditors.**

To get an accurate result here, you must make sure that you didn't duplicate the amount of any debt for which you have more than one creditor on Schedule F. If you did, go back and recalculate the total on your Schedule F, adding each debt only once even though you are listing two or more creditors for a specific debt (for instance the original debtor, a collection agency, and an attorney).

Line 54. Multiply the amount on Line 53 by the number 0.25 and enter the result in the box on the right. This is equal to 25% of your total nonpriority, unsecured debt.

Line 55. Here, you determine whether the income you have left over (listed on Line 51) is sufficient to pay 25% of your unsecured, nonpriority debt (listed on Line 54). If Line 51 is less than Line 54, congratulations: You have passed the means test. Go back to the first page, check the bottom box at the top right-hand side of the page ("The presumption does not arise") and complete the verification in Part VIII below.

If Line 51 is greater than Line 54, you have failed the means test. The form instructs you to go back to the first page, check the top box at the top right-hand side of the page ("The presumption arises"), and complete the verification.

If you don't pass the means test, you can complete Part VII, in which you list additional expenses that were somehow not included in the earlier parts of the form. Those expenses will be taken into account by the U.S. Trustee as long as they don't duplicate earlier expenses and are reasonably necessary to support you and your family. In one case, for example, a married couple who filed jointly both had jobs in rural communities that required them to drive enormous distances. By documenting the travel expenses, which were not adequately covered in the means test transportation allowance, they were able to reduce their disposable income below the means test threshold. (*In re Batzkeil*, 349 B.R. 581 (N.D. Iowa 2006).)

If you have to check the "presumption arises" box, the U.S. Trustee will issue a notice and schedule a hearing at which the judge will be asked either to dismiss your case or convert it to Chapter 13. This is something that you probably don't want. What to do? Before completing Part VIII, we suggest that you go

back over the form and carefully examine the expense items that aren't mandated by the IRS. Often people underestimate their actual expenses. If you find that you underestimated one or more expenses, or left out an expense that is provided for in the form, make the adjustments and see whether you can get a passing grade. Because this form is so complex, we recommend that you go through it at least twice before arriving at your final figures.

**SEE AN EXPERT**

See a lawyer if the presumption arises and you want to stay in Chapter 7. If you have to check the box stating that the presumption (of abuse) arises, your Chapter 7 filing is in trouble. Unless you are willing to proceed under Chapter 13, or have your bankruptcy dismissed, we strongly suggest that you find a bankruptcy lawyer to help you.

**TIP**

Consider filing for Chapter 13 and converting to Chapter 7. In Ch. 1, we point out that it may be possible to initially file a Chapter 13 bankruptcy and later convert to Chapter 7 without having to take the means test. (See *In re Sharon M. Fox*, 370 B.R. 639 (D. N.J. 2007).) However, if it appears to the court that you were merely using the Chapter 13 filing as a ruse to avoid the means test, the court can rule that your conversion is not in good faith and force you into the means test. (See *In re Perfetto*, 361 B.R. 27 (D. R.I. 2007).)

Form 201—Notice to Consumer Debtors Under § 342(b) of the Bankruptcy Code

This form, required by the new bankruptcy law, gives you some information about credit counseling and the various chapters of bankruptcy available. It also warns you sternly of the consequences of lying on your bankruptcy papers, concealing assets, and failing to file the required forms on time.

You can find a blank copy of the form in Appendix C. Sign and date it in the space provided and file it with your other papers. If a bankruptcy petition preparer assisted you with your paperwork, have that person fill in the requested information.

Mailing Matrix

As part of your bankruptcy filing, you are required to submit a list of all of your creditors so the court can give them official notice of your bankruptcy. Called the “mailing matrix,” this list must be prepared in a specific format prescribed by your local bankruptcy court. Your court may also require you to submit a declaration, or “verification,” stating that your list is correct (as always, be sure to check your court’s local rules). In a few courts, the form consists of boxes on a page in which you enter the names and addresses of your creditors. This is an artifact from the time when the trustee would use the form to prepare mailing labels.

Now, however, most courts ask you to submit the list on a computer disk in a particular word processing format, or at least submit a computer printout of the names so that they can be scanned. You should check with the bankruptcy court clerk or the court’s local rules to learn the precise format. Then, take these steps:

Step 1: Make a list of all of your creditors, in alphabetical order. You can copy them from Schedules D, E, F, and H. Be sure to include cosigners and joint debtors. If, however, you and your spouse jointly incurred a debt and are filing jointly, don’t include your spouse. Also include collection agencies, sheriffs, and attorneys who either have sued you or are trying to collect the debt. And, if you’re seeking to discharge marital debts you assumed during a divorce, include both your ex-spouse and the creditors. Finally, if you have two or more debts owed to the same creditor at the same address, you can just list one.

Step 2: Make several copies of the Mailing Matrix form in Appendix C.

Step 3: If you are using the “box” format, enter your name and address in the top left-hand box on the sheet you designate as the first page. Then enter the names and addresses of each creditor, one per box and in alphabetical order (or in the order required by your local bankruptcy court). Use as many sheets as you need.



CAUTION

It is very important to be complete when preparing the matrix. If you leave a creditor off the matrix and the creditor does not find out about your bankruptcy by some

other means, that debt may survive your bankruptcy—and you will have to pay it down the line. However, if you have no assets to be distributed (as is typically the case), the debt will still be discharged, unless the creditor could have successfully challenged the discharge had it known of your bankruptcy. See Ch. 9 for more information.

How to File Your Papers

Gather up all of the forms you have completed, as well as the documents you gathered at the beginning of this chapter. Make sure you have everything on the Bankruptcy Form Checklist and Bankruptcy Documents Checklist (you can find them in Appendix B).



CAUTION

Using a bankruptcy petition preparer increases the paperwork. If you use a petition preparer, there will be several additional forms to file.

Basic Filing Procedures

Once you’ve got all of your papers together, follow these filing instructions.

Step 1: Put all your bankruptcy forms in the proper order.

Step 2: Check that you, and your spouse if you’re filing a joint petition, have signed and dated each form where required.

Step 3: Make the required number of copies, plus one additional copy for you to keep just in case your papers are lost in the mail (if you file by mail). In addition, make:

- one extra copy of the Statement of Intention for each person listed on that form, and
- one extra copy of the Statement of Intention for the trustee.

Step 4: Unless the court clerk will hole-punch your papers when you file them, use a standard two-hole punch (copy centers have them) to punch the top center of your original set of bankruptcy papers. Don’t staple any forms together.

Step 5: If you plan to mail your documents to the court, address a 9" × 12" envelope to yourself and affix adequate postage to handle one copy of all the

paperwork. Although many people prefer to file by mail, we recommend that you personally take your papers to the bankruptcy court clerk if at all possible. Going to the court will give you a chance to correct minor mistakes on the spot.

Step 6: If you can pay the filing fee, clip or staple a money order to the petition, payable to the U.S. Trustee (courts won't accept a check). If you want to pay in installments, attach a completed Application and Order to Pay Filing Fee in Installments (Form 3A), plus any additional papers required by your court's local rules (see "Paying in Installments," below). If you have paid an attorney for help with your bankruptcy, you don't qualify for installment payments. If you don't think you can afford installment payments, you may be able to obtain a fee waiver. Use Form 3B (included in Appendix C) for this purpose. For both installment payments and fee waivers, you'll have to appear before the bankruptcy judge to justify your request.

Step 7: Take or mail the original and copies of all forms to the correct bankruptcy court.

Serving the Statement of Intention

The bankruptcy rules require you to serve (by mail) the Statement of Intention on each creditor listed on the statement. You have between 30 and 45 days to do this. We recommend you do it immediately so you don't forget. If you don't serve your Statement of Intention on time, the creditor can repossess the collateral. The trustee must also be served. The trustee's contact information will be provided either on the copy of your papers that the clerk returns to you or on the notice of filing you receive several days after you file.

Have a friend or relative (other than your spouse, if you are filing jointly) over the age of 18 mail, by first class, a copy of your Statement of Intention to the bankruptcy trustee and to all the creditors listed on that form. Be sure to keep the original.

On a Proof of Service by Mail (a copy is in Appendix C), enter the name and complete address of the trustee and all creditors to whom your friend or relative sent your Statement of Intention. Have that person sign and date the Proof of Service.

Paying in Installments

You can pay in up to four installments over 120 days. You can ask the judge to give you extra time for a particular installment, but all installments ultimately must be paid within 180 days after you file. You'll probably have to appear at a separate hearing a couple of weeks after you file to make your case for installment payments before the bankruptcy judge. If the judge refuses your request, you will be given some time to come up with the fees (probably ten days, perhaps longer). Because of this "appearance before the judge" requirement, many debtors prefer to raise the whole fee before filing and hopefully get through their entire bankruptcy without ever meeting up with the judge.

If you are applying to pay in installments, you must file a completed Form 3A (Application and Order to Pay Filing Fee in Installments) when you file your petition. You can find a blank copy of this form in Appendix C. You cannot apply for permission to pay in installments if you've paid an attorney to help you with your bankruptcy.

The application is easy to fill out. At the top, fill in the name of the court (this is on Form 1—Voluntary Petition), your name (and your spouse's name if you're filing jointly), and "7" in the blank after "Chapter."

Leave the Case No. space blank. Then enter:

- the total filing fee you must pay: \$299 (Item 1)
- the amount you propose to pay when you file the petition (Item 4, first blank)
- the number of additional installments you need (the total maximum is four), and
- the amount and date you propose for each installment payment (Item 4, second, third, and fourth blanks).

You (and your spouse, if you're filing jointly) must sign and date the application. Leave the rest blank. As mentioned, you may be required to appear for a hearing at which the judge will decide whether to approve or modify your application.

Waiver of Filing Fee

You also may apply to have your fees waived altogether by filing Form 3B. This form is fairly complex and asks for a lot of the information you've provided in the schedules completed earlier in this chapter. A blank copy of this form is in Appendix C and on the official U.S. Courts website at www.uscourts.gov. There is some doubt as to whether the courts will grant this benefit, but there is no harm in trying (other than perhaps having to take time off work to appear before the judge and justify your request). If you receive a waiver and it later turns out that you could pay the fee, the court can revoke your waiver (*In re Kauffman*, No. 06-10325 (D. Vt. 2006)).

Emergency Filing

If you want to file for bankruptcy in a hurry to get an automatic stay, you can accomplish that (in most places) by filing Form 1—Voluntary Petition, the Mailing Matrix, and Form 21 (Statement of Social Security Number). Some courts also require you to file a cover sheet and an Order Dismissing Chapter 7 Case, which will be processed if you don't file the rest of your papers within 15 days. (Bankruptcy Rule 1007(c).) If the bankruptcy court for your district requires this form, you can get it from the court (possibly on its website), a local bankruptcy attorney, or a bankruptcy petition preparer.

If you don't follow up by filing the additional documents within 15 days, your bankruptcy case will be dismissed. You can file again, if necessary. You'll have to ask the court to keep the automatic stay in effect once 30 days have passed after you file. (See Ch. 2.)

For an emergency filing, follow these steps:

Step 1: Check with the court to find out exactly what forms must be submitted for an emergency filing.

Step 2: Fill in Form 1—Voluntary Petition, including Exhibit D.

Step 3: On a Mailing Matrix (or whatever other form is required by your court), list all your creditors, as well as collection agencies, sheriffs, attorneys, and others who are seeking to collect debts from you.

Step 4: Fill in the Statement of Social Security Number and any other papers the court requires.

Step 5: File the originals and the required number of copies, accompanied by your fee (or an application for payment of fee in installments) and a self-addressed envelope with the bankruptcy court. Keep copies of everything for your records.

Step 6: File all other required forms within 15 days. If you don't, your case will probably be dismissed.

After You File

Filing a bankruptcy petition has a dramatic effect on your creditors and your property.

The Automatic Stay

The instant you file for Chapter 7 bankruptcy, your creditors are subject to the automatic stay, as described in detail in Ch. 2. If you haven't read that chapter, now is the time to do it.

Property Ownership

When you file your bankruptcy papers, the trustee becomes the owner of all the property in your bankruptcy estate as of that date. (See Ch. 3 for an explanation of what's in your bankruptcy estate.) However, the trustee won't actually take physical control of the property. Most, if not all, of your property will be exempt, which means the trustee will return it to your legal possession after your bankruptcy is closed. If you have any questions about dealing with property after you file, ask the trustee or the trustee's staff.

While your bankruptcy is pending, do not throw out, give away, sell, or otherwise dispose of the property you owned as of your filing date—unless and until the bankruptcy trustee says otherwise. Even if all of your property is exempt, you are expected to hold on to it, in case the trustee or a creditor challenges your exemption claims.

If some of your property is nonexempt, the trustee may ask you to turn it over. Or, the trustee may decide that the property is worth too little to bother with and abandon it. (Typically, the trustee doesn't let you know that property is abandoned, but once you receive your discharge, the property is deemed abandoned.)

What Happens to Business Property

If you are operating a sole proprietorship or a solely owned corporation or limited liability company (LLC), you will have to shut down the business—at least temporarily—until the trustee can assess the nature and value of your inventory and assets, as well as any exemptions you can claim in the property. This shut-down period will last for a couple of months and perhaps even longer. If your business is service-oriented and lacks machines or inventory, you can probably continue in business without interruption.

Business entities aren't part of a personal bankruptcy. However, if you (or you and your spouse) are the sole owner of an entity like a corporation or an LLC, the trustee can step into your shoes, vote your shares to dissolve the business, and sell off whatever inventory and assets you can't personally exempt. Because it takes some time to assess the business assets and go through the necessary corporate procedures, you will have to shut down your business at least while that process is going on. And if you aren't able to exempt your business assets, you'll have to shut down for good.

You are allowed to spend cash you had when you filed (declared on Schedule B) to make day-to-day purchases for necessities such as groceries, personal effects, and clothing. Just make sure you can account for what happened to that cash: You may need to reimburse the bankruptcy estate if the money wasn't exempt and the trustee disapproves your purchases.

In a Chapter 7 case, with a few exceptions, the trustee has no claim to property you acquire or income you earn after you file. You are free to spend it as you please. The exceptions are: property from an insurance settlement, marital settlement agreement, or inheritance that you become entitled to receive within 180 days after your filing date. (See Ch. 3.) ●

Handling Your Case in Court

Routine Bankruptcy Procedures	226
The Court Sends a Notice of Bankruptcy Filing	226
Your Creditors Must Cease Most Collection Actions.....	228
Attend the Meeting of Creditors	228
Deal With Nonexempt Property	234
Deal With Secured Property.....	234
Complete an Approved Debtor Education Course.....	234
Attend the Discharge Hearing.....	235
Understand Your Discharge Order	235
Amending Your Bankruptcy Papers.....	235
Common Amendments.....	238
How to File an Amendment	238
Filing a Change of Address	239
Special Problems.....	240
You Failed the Means Test	240
A Creditor Asks the Court to Lift the Automatic Stay.....	242
The Trustee or a Creditor Disputes a Claimed Exemption.....	245
A Creditor Objects to the Discharge of a Debt.....	246
You Want to Get Back Exempt Property Taken by a Creditor.....	246
You Want to Dismiss Your Case	246
You Want to Reopen Your Case	250

For most people, the Chapter 7 bankruptcy process is fairly straightforward. In fact, it proceeds pretty much on automatic pilot. The bankruptcy trustee decides whether your papers pass muster and, if not, what amendments you need to file. Ordinarily, you have few decisions to make.

This chapter tells you how to handle the routine procedures that move your bankruptcy case along, and how to deal with complications that may arise if any of the following occur:

- You or the trustee discovers an error in your papers.
- A creditor asks the court to lift the automatic stay.
- You decide to object to a creditor's claim.
- A creditor objects to the discharge of a particular debt.
- A creditor or the trustee objects to your claim that an item of property is exempt.
- You decide to dismiss your case or convert it to another type of bankruptcy, such as a Chapter 13 bankruptcy.
- Your case is dismissed, and you want to refile it and keep the protection of the automatic stay.

Some of these problems—fixing a simple error in your papers, for example—you can handle yourself. For more complicated problems, such as fighting a creditor in court about the discharge of a large debt, you'll probably need a lawyer's help.



RESOURCE

If you're going to court. If you face any of the special problems covered in this chapter, your first step should be to take a look at [Represent Yourself in Court](#), by Paul Bergman and Sara Berman (Nolo). In addition to valuable information about handling federal court proceedings, this book has a special chapter on bankruptcy court.

Routine Bankruptcy Procedures

A routine Chapter 7 bankruptcy case takes three to six months from beginning to end and follows a series of predictable steps.

The Court Sends a Notice of Bankruptcy Filing

Shortly after you file for bankruptcy, the court sends an official notice to you and all of the creditors listed

in your mailing matrix. This notice contains several crucial pieces of information.

Your Filing Date and Case Number

This information puts the creditors on notice that you have filed for bankruptcy and gives them a reference number to use when seeking information about your case.

Whether the Case Is an Asset Case or a No-Asset Case

When you filled in the bankruptcy petition, you had to check one of the following two boxes:

- ☐ Debtor estimates that funds will be available for distribution to unsecured creditors.
- ☐ Debtor estimates that, after any exempt property is excluded and administrative expenses paid, there will be no funds available for distribution to unsecured creditors.

The box you check determines the type of notice the court sends to your creditors. If you checked the first box, your case is known as an “asset case” and your creditors will be advised to file a claim describing what you owe them. If you checked the second box, your case will be known as a “no-asset” case and your creditors will be told to not file a claim. However, they will also be informed that they will have an opportunity to file a claim later if it turns out that there are assets available after all.

The Date for the Creditors' Meeting

The notice also sets a date for the meeting of creditors (also called the “341 meeting”), usually several weeks later. Mark this date carefully—it is very important for several reasons.

- You must attend the creditors' meeting; if you don't, your case can be dismissed.
- Your creditors must file their claims (if it is an asset case) within 60 days after this meeting.
- Your creditors must file any objections they have to the discharge of their debts within 60 days after this meeting.

Contact Information for the Trustee

The notice of filing will also provide the name, address, and telephone number of the trustee assigned to your

How a Routine Chapter 7 Bankruptcy Proceeds

Step	Description	When It Happens
You begin your case by filing bankruptcy papers.	You file the petition and supporting schedules with the bankruptcy clerk, who scans them into the court records.	When you decide to do so. Once you file, your creditors are barred from taking collection actions.
The court notifies creditors that you have filed for bankruptcy.	A notice of your filing is mailed to you and your creditors, stating the date of the creditors' meeting and contact information for the trustee.	A few days after you file.
The court assigns a trustee to the case.	The trustee's job is to review your paperwork and take possession of any nonexempt property.	The trustee is appointed at the same time the notice to creditors is mailed.
You provide your most recent tax return to the trustee.	You must give the trustee your most recent tax return but can black out sensitive information such as your Social Security number and date of birth.	Seven days prior to the creditors' meeting.
The creditors' meeting is held.	The creditors' meeting is the only personal appearance most filers make. The judge is not there and creditors seldom attend. The trustee questions you about your paperwork. Most meetings last a few minutes.	Between 20 and 40 days after the date you file.
The means test is applied in appropriate cases.	The U.S. Trustee starts a process leading to dismissal or conversion of your case to Chapter 13 if your papers show that you have adequate income to fund a repayment plan.	The U.S. Trustee must file a statement within ten days after the creditors' meeting if it appears from the paperwork or information gleaned in the creditors' meeting that your income is over the state median and you can't pass the means test.
Negotiations are held regarding nonexempt property, if any.	If you have nonexempt property, the trustee will give you a chance to buy it back. Otherwise, the trustee will require you to hand over the property so it can be sold for the benefit of the unsecured creditors.	Within 60 days after the meeting of creditors.
Secured property is dealt with.	If you owe money on property, you must either redeem or reaffirm the debt if you want to keep the property.	Within 30 days after the creditors' meeting.
You attend budget counseling.	You must undergo personal financial management counseling before you can get your discharge.	Within 45 days after the creditors' meeting, you must file proof that you completed counseling.
The court holds a reaffirmation hearing.	If you reaffirm a debt and aren't represented by a lawyer, you must attend a court hearing where the judge reviews your decision.	Roughly 60 days after your creditors' meeting.
The court grants your discharge.	The court mails a notice of discharge that discharges all debts that can legally be discharged, unless the court has ruled otherwise in your bankruptcy case (very rare). The automatic stay is lifted at this time.	Roughly 90 days after you file.
Your case is closed.	The trustee distributes any property collected from you to your unsecured creditors.	A few days or weeks after your discharge.

case. You probably won't receive the trustee's email address, even though almost all trustees prefer to communicate electronically. If you use email, call the trustee's office, get the trustee's email address, and communicate via email if possible.

Your Creditors Must Cease Most Collection Actions

When the court mails your creditors official notice of your filing, the automatic stay goes into effect. The automatic stay prohibits most creditors and government support entities from taking any action to collect the debts you owe them until the court says otherwise.

There are some notable exceptions to the automatic stay, however. Even if you file for bankruptcy, the following proceedings can continue:

- A criminal case can proceed against you.
- A case to establish paternity or to establish, modify, or collect child support or alimony can go forward.
- A tax audit, the issuance of a tax deficiency notice, a demand for a tax return, the issuance of a tax assessment, and the demand for payment of such an assessment can all take place. The IRS cannot, however, record a lien or seize your property after you file for bankruptcy.
- Certain evictions can go forward.

Ch. 2 provides detailed information on the automatic stay, including which actions it does—and does not—prohibit.

In addition, the bankruptcy court can lift the automatic stay for a particular creditor—that is, allow the creditor to continue collection efforts. (Lifting the automatic stay is covered in “Special Problems,” below.)

Creditors won't know that they have to stop their collection efforts until they receive notice of your bankruptcy filing. The notice sent by the court may take a week or more to reach your creditors. If you need quicker results, send your own notice to creditors (and bill collectors, landlords, or sheriffs about to enforce an eviction order). A sample letter notifying your creditors is shown below. You can also call your creditors. Be prepared to give your bankruptcy case number, the date you filed, and the name of the court in which you filed.

Notice to Creditor of Filing for Bankruptcy

Lynn Adams
18 Orchard Park Blvd.
East Lansing, MI 48823

June 15, 20xx

Cottons Clothing Store
745 Main Street
Lansing, MI 48915

Dear Cottons Clothing:

On June 14, 20xx, I filed a voluntary petition under Chapter 7 of the U.S. Bankruptcy Code. The case number is 43-6736-91. I filed my case *in pro per*; no attorney is assisting me. Under 11 U.S.C. § 362(a), you may not:

- take any action against me or my property to collect any debt
- enforce any lien on my real or personal property
- repossess any property in my possession
- discontinue any service or benefit currently being provided to me, or
- take any action to evict me from where I live.

A violation of these prohibitions may be considered contempt of court and punished accordingly.

Very truly yours,

Lynn Adams

Lynn Adams

If a creditor tries to collect a debt in violation of the automatic stay, you can ask the bankruptcy court to hold the creditor in contempt of court and to award you money damages. The procedures for making this request are beyond the scope of this book.

Attend the Meeting of Creditors

At the meeting of creditors, the trustee gets information from the debtor, usually by asking a few questions, and resolves any issues he or she sees in your paperwork. Some trustees question a debtor more closely about items in the bankruptcy papers than others. The trustee may want to see documentation of some of your

figures, such as the value of a house or car; if you don't have this paperwork with you, the trustee will continue the meeting to another date to give you time to find the necessary documents. Typically, you won't have to appear at another meeting, but can submit these documents by mail.

For most people, the creditors' meeting is brief. Very few, if any, creditors show up, but *you* must show up. If you don't appear and haven't notified the trustee in advance, your case will very likely be scheduled for dismissal, which means you'll have to explain yourself to the judge. Some trustees will automatically give you a second chance without seeking dismissal. Especially if you have a good excuse for not attending, the trustee is likely to reschedule.



FOR MARRIED COUPLES

If you're married and filing jointly. Both you and your spouse must attend the first scheduled meeting of creditors. If the meeting is continued to another date for a technical reason—to turn over certain papers to the trustee, for example—only one spouse may have to attend. Ask the trustee whether both of you have to come back, or whether one will do.

Preparing for the Creditors' Meeting

Before the meeting, call the regular trustee whose name and phone number appear on the notice of bankruptcy filing from the court. Explain that you're proceeding without a lawyer ("in pro per") and ask what records you're required to bring. At a minimum, you should take a copy of every paper you've filed with the bankruptcy court.

You should also bring the following:

- evidence of your current income (if the wage stubs you already had to file don't provide this information)
- statements from financial institutions for all of your deposit and investment accounts
- your most recent tax return (you are required to give this to the trustee at least seven days before the creditors' meeting, but bring it with you if you haven't given it to the trustee yet), and
- if you had to take the means test, proof of your monthly expenses.

If You Can't Appear

Sometimes, a person who has filed for bankruptcy is unable to attend the creditors' meeting for a legitimate reason, such as a serious illness. If that is true in your case, contact the trustee for information on how to proceed. Here is what the U.S. Trustee's office tells the regular trustees about how to handle people who are unable to appear:

"The trustee should consult with the United States Trustee regarding the general procedures for approving a debtor's alternative appearance when extenuating circumstances prevent the debtor from appearing in person. Extenuating circumstances may include military service, serious medical condition, or incarceration. In such instances, a debtor's appearance at a § 341(a) meeting may be secured by alternative means, such as telephonically. When the debtor(s) cannot personally appear before the trustee, arrangements should be made for an independent

third party authorized to administer oaths to be present at the alternate location to administer the oath and to verify the debtor's identity and state the Social Security number on the record.... On the rare occasion when other arrangements need to be made to address a particular situation, the trustee should consult with the United States Trustee about the appropriate safeguards to follow. The trustee also may allow such debtors to provide proof of identity and Social Security numbers at the trustee's office at their convenience any time before the next scheduled meeting.

"When a trustee becomes aware of a debtor's disability, including hearing impairment, the trustee must notify the United States Trustee immediately so that reasonable accommodation can be made. The United States Trustee has procedures in place to address the special needs of debtors."

You may be asked to bring copies of all documents that describe your debts and property, such as bills, deeds, contracts, and licenses. Some trustees also require you to bring financial records, such as tax returns (in addition to the one you filed with the court), checkbooks, and records for any business you have operated in the past six years. You have a right to redact (black out) all but the last four numbers of your Social Security number on any papers you submit. You can also redact the names of your minor children, full dates of birth, and full account numbers.

Some people become anxious at the prospect of answering a trustee's questions and consider having an attorney accompany them. But if you were completely honest in preparing your bankruptcy papers, there's no reason to have an attorney with you at the creditors' meeting. If the trustee does have tough questions, it is you, not the attorney, who will have to answer them. What's more, many trustees don't like it when debtors huddle with their attorney before answering a particular question, which means you'll be mostly on your own even if you pay a lawyer to accompany you to the meeting.

If you think you've been dishonest on the forms or with a creditor, or have attempted to unload some of your property before filing, see a lawyer before you go to court.

You can visit the hearing room where your district holds creditors' meetings (typically, the nearest federal building) and watch other meetings of creditors if you think that might help alleviate some anxiety. Just check with the U.S. Trustee's office in your district (see www.usdoj.gov/ust for contact information) to find out when these meetings are held.

A day or so before the creditors' meeting, thoroughly review the papers you filed with the bankruptcy court. If you discover mistakes, make careful note of them. You'll probably have to correct your papers after the meeting, but that's an easy process. (Instructions are in "Amending Your Bankruptcy Papers," below.)

After reviewing your papers, go over the list of questions the trustee may ask (set out in "What Will the Trustee Ask You?" below). Despite the fact that these are "required" questions, few trustees ask all of them, and many trustees ask only one or two. Still, it's a good idea to be able to answer them all, if they relate to your situation.

At the beginning of the meeting, the trustee may ask you whether you have read the Statement of Information required by 11 U.S.C. § 342 (this is Form 201, which you signed and filed with your other papers). If you read Chs. 1 and 2, you have learned all the information on this form. Review it before the meeting, so you can tell the trustee that you've read it.



CAUTION

Don't forget your ID. You'll need identification at the creditors' meeting. Bring both a photo ID (such as a driver's license, passport, or identification card) and proof of your Social Security number from a third-party source (like a wage stub, retirement account statement, or passport).

The Routine Creditors' Meeting

Most creditors' meetings are quick and simple. You appear in the designated meeting place at the date and time stated on the bankruptcy notice. A number of other people who have filed for bankruptcy will be there, too, for their own creditors' meetings. When your name is called, you'll be asked to sit or stand near the front of the meeting room. The trustee will swear you in and ask you for your identification. At that point, many trustees look you in the eye and sternly ask whether everything in your papers is 100% true and correct. If you are uncertain about information in your papers or you have lied, the trustee is likely to pick up on your hesitancy and follow up with more questions that may make you uncomfortable. That's why it's so important that you:

- review your papers before filing them
- file amendments before the creditors' meeting if you discover any errors after you file (refer to "Amending Your Bankruptcy Papers," below)
- review your papers again shortly before the creditors' meeting, and
- volunteer any additional changes at the meeting.

Then you can confidently answer "yes" to the trustee's first question.

Trustee will probably be most interested in:

- how you came up with a value for big ticket items, such as your home or car
- anticipated tax refunds

- any possible right that you have to sue someone because of a recent accident or business loss
- reasons for inconsistencies in your paperwork or omitted information (such as answering “none” to the questions about clothing or bank accounts when it’s obvious that you have either or both)
- recent large payments to creditors or relatives, and
- possible inheritances or insurance proceeds coming your way.

**TIP****Ask to continue the creditors’ meeting if you**

need to. As explained above, you can usually change the date of your creditors’ meeting if you can’t make the date originally set. But what if you want to leave your creditors meeting once it has begun? For example, more than a few people have panic reactions in stressful situations. If this happens to you, you can pretty much count on the trustee to continue the meeting for a couple of weeks. In fact, you don’t have to panic to want to continue the meeting: Just ask for a continuance and there shouldn’t be a problem.

If your answer to a trustee’s question is different from what you said in your bankruptcy papers, the trustee will have reason to suspect your entire case—and your bankruptcy may change from a routine procedure to an uphill battle. If you know that you have made mistakes, you should call them to the trustee’s attention before the trustee raises the issue. If you are caught in a contradiction, immediately explain how it happened. Even if someone else prepared your papers for you, you can’t use that as an excuse. You are

responsible for the information in your papers, which is why you should thoroughly review them before appearing.

When the trustee is finished questioning you, any creditors who have appeared will have an opportunity to ask you questions. Most often, no creditors show up. If any do appear, they will probably be secured creditors who want to clarify your intentions regarding the collateral securing the debt. For example, if you’ve taken out a car loan and the car is the collateral, the creditor may ask whether you are going to reaffirm the debt or whether you might prefer to redeem the car at its replacement value. Also, if you obtained any cash advances or ran up credit card debts shortly before filing for bankruptcy, the credit card issuers may show up to question you about the circumstances and what you did with the proceeds. And, finally, a creditor might also ask for an explanation if information in your bankruptcy papers differs from what was on your credit application. When the creditors are through asking questions, the meeting will end.

Except in highly unusual situations, the trustee and any creditors should be finished questioning you in five minutes or less. In busy courts, creditors’ meetings often last no more than 90 seconds. When the trustee and creditors are done, the meeting will be concluded and you will be told you can leave. If you have no secured debts or nonexempt property, and neither you nor your creditors will be asking the court to rule on the dischargeability of a debt or the continuing effect of a lien, your case will effectively be over. No one will come to your house to inventory your property. No one will call your employer to confirm the information on your papers. Your bankruptcy case turns into a waiting

Hold Your Head High

No matter how well you prepare for the creditors’ meeting, you may feel nervous and apprehensive about coming face to face with the trustee and possibly your creditors, to whom you’ve disclosed the intimate details of your finances over the last several years. You may feel angry with yourself and your creditors at having to be there. You may be embarrassed. You may think you’re being perceived as a failure.

Nonsense. It takes courage to face your situation and deal firmly with it. Bankruptcy, especially when you’re handling your own case without a lawyer, isn’t an easy out. Try to see this as a turning point at which you’re taking positive steps to improve your life. Go to the creditors’ meeting proud that you’ve chosen to take control over your life and legal affairs.

What Will the Trustee Ask You?

The trustee is *required* to ask the following questions at your creditors' meeting (although most don't):

1. State your name and current address for the record.
2. Have you read the Bankruptcy Information Sheet provided by the U.S. Trustee?
3. Did you sign the petition, schedules, statements, and related documents you filed with the court? Did you read the petition, schedules, statements, and related documents before you signed them, and is the signature your own?
4. Please provide your picture ID and Social Security number card for review.
5. Are you personally familiar with the information contained in the petition, schedules, statements, and related documents?
6. To the best of your knowledge, is the information contained in the petition, schedules, statements, and related documents true and correct?
7. Are there any errors or omissions to bring to my or the court's attention at this time?
8. Are all of your assets identified on the schedules?
9. Have you listed all of your creditors on the schedules?
10. Have you previously filed for bankruptcy? (If so, the trustee must obtain the case number and the discharge information to determine your discharge eligibility.)

The trustee may also ask additional questions, such as these:

1. Do you own or have any interest in any real estate?
 - Property that you own: When did you purchase the property? How much did the property cost? What are the mortgages encumbering it? What do you estimate the present value of the property to be? Is that the whole value or your share? How did you arrive at that value?
 - Property that you're renting: Have you ever owned the property in which you live? Is its owner in any way related to you?

2. Have you made any transfers of any property, or given any property away, within the last year (or a longer period if applicable under state law)? If so, what did you transfer? To whom was it transferred? What did you receive in exchange? What did you do with the funds?
3. Does anyone hold property belonging to you? If so, who holds the property, and what is it? What is its value?
4. Do you have a claim against anyone or any business? If there are large medical debts, are the medical bills from injury? Are you the plaintiff in any lawsuit? What is the status of each case, and who is representing you?
5. Are you entitled to life insurance proceeds or an inheritance as a result of someone's death? If so, please explain the details. (If you become a beneficiary of anyone's estate within six months of the date your bankruptcy petition was filed, the trustee must be advised within ten days through your counsel of the nature and extent of the property you will receive.)
6. Does anyone owe you money? If so, is the money collectible? Why haven't you collected it? Who owes the money, and where is that person?
7. Have you made any large payments, over \$600, to anyone in the past year?
8. Were your federal income tax returns filed on a timely basis? When was the last return filed? Do you have copies of the federal income tax returns? At the time of the filing of your petition, were you entitled to a tax refund from the federal or state government?
9. Do you have a bank account, either checking or savings? If so, in what banks and what were the balances as of the date you filed your petition?
10. When you filed your petition, did you have:
 - any cash on hand
 - any U.S. Savings Bonds
 - any other stocks or bonds
 - any certificates of deposit, or
 - a safe deposit box in your name or in anyone else's name?

What Will the Trustee Ask You? (cont'd)

11. Do you own an automobile? If so, what is the year, make, and value? Do you owe any money on it? Is it insured?
12. Are you the owner of any cash value life insurance policies? If so, state the name of the company, face amount of the policy, cash surrender value (if any), and beneficiaries.
13. Do you have any winning lottery tickets?
14. Do you anticipate that you might acquire any property, cash or otherwise, as a result of a divorce or separation proceeding?
15. Regarding any consumer debts secured by your property, have you filed the required Statement of Intention with respect to the exemption, retention, or surrender of that secured property? Please provide a copy of the statement to the trustee. Have you performed that intention?
16. Have you been engaged in any business during the last six years? If so, where and when? What happened to the assets of the business?

game until the court sends you your notice of discharge and case closure. That should happen two to three months after your creditors' meeting.

Potential Problems at the Creditors' Meeting

If you or your papers give any indication that you own valuable nonexempt property, the trustee may question you vigorously about how you decided what it's worth. For instance if you have valued your real estate at \$150,000, and the trustee thinks it's worth a lot more, you will be asked where you got your figures. Or, a creditor who's owed a lot of money may grill you about the circumstances of the debt, hoping to show that you incurred the debt without intending to pay it, or by lying on a credit application, and that therefore it should survive bankruptcy. (See Ch. 8.)

You may also be closely questioned about why you claimed that certain property is exempt. For some reason, some bankruptcy trustees, who are usually attorneys, believe that claiming exemptions requires legal expertise. If this happens to you, simply describe the process you went through in selecting your exemptions from Appendix A. If you consulted an attorney about exemptions or other issues, mention this also. This questioning won't affect your case unless the trustee disagrees with your exemption claims. The trustee's intent is to smoke out nonlawyers who may have improperly provided you with legal advice.

Make Sure the Creditors' Meeting Is Closed

The 30-day period in which the trustee and creditors may file objections to exemptions starts running when the creditors' meeting is finished or "closed." The meeting is officially closed—and the clock starts to run on objections—only when the trustee so notes in the court's docket. The trustee's oral statement alone at the creditors' meeting isn't enough to officially close the meeting. Check the court file to make sure that the trustee closed (or adjourned) the creditors' meeting, and follow up with the trustee if you don't see an entry like that. Otherwise, the 30-day period to file objections never starts to run, and the trustee and creditors will have unlimited time to file objections.



CAUTION

You're responsible for your paperwork, even if you used a bankruptcy petition preparer. You must provide the property valuation and other information in your bankruptcy papers. You cannot shift responsibility for the accuracy and thoroughness of your petition to the preparer, whose job is just to enter the information you supply. If you use a preparer, check all of your paperwork carefully before signing it and filing it with the court.

Deal With Nonexempt Property

After the meeting of creditors, the trustee is supposed to collect all of your nonexempt property and have it sold to pay off your creditors. Normally, the trustee accepts the exemptions you claim on Schedule C and goes after only property you haven't claimed as exempt. If, however, the trustee or a creditor disagrees with an exemption you claimed and files a written objection with the bankruptcy court, the court will schedule a hearing. After listening to both sides, the judge will decide the issue. (See "Special Problems," below.)

If you really want to keep certain nonexempt items and can borrow money from friends or relatives, or you've come into some cash since you filed for bankruptcy, you may be able to trade cash for the item. The trustee, whose sole responsibility at this stage is to maximize what your creditors get paid, is interested simply in how much money your property can produce, not in taking a particular item. So the trustee will probably be happy to accept cash instead of nonexempt property you want to keep.

EXAMPLE: Maura files for Chapter 7 bankruptcy and claims her parlor grand piano as exempt. The trustee disagrees, and the judge rules that the piano is not exempt. To replace the piano on the open market might cost Maura \$7,000. The trustee determines that the piano would probably sell for \$4,500 at an auction, and is willing to let Maura keep the piano if she can come up with \$3,750, to avoid the cost of moving the piano, storing it, and selling it at auction.

The trustee may also be willing to let you keep nonexempt property if you volunteer to trade exempt property of equal value. For instance, the trustee might be willing to let Maura keep her nonexempt piano if she gives up her car, even though Maura could claim the car as exempt. Again, the trustee is interested in squeezing as many dollars as possible from the estate and usually won't care whether the money comes from exempt or nonexempt assets.

Deal With Secured Property

When you filed your Statement of Intention, you told the trustee and your creditors whether you wanted to keep property that is security for a debt or give it to the creditor in return for cancellation of the debt.

The law contradicts itself on the time limits for carrying out your intentions. Depending on which provision you believe, you have either 30 or 45 days after the date set for your first creditors' meeting to deal with your secured property. If you miss the deadline, the creditor can repossess the collateral—the automatic stay no longer applies (see Ch. 2). Because of these serious consequences, we strongly recommend that you handle your secured property within 30 days of the meeting, just in case the court follows this earlier deadline. (Ch. 5 explains how to decide what to do with your secured property and how to carry out your intentions.)

Complete an Approved Debtor Education Course

After you file for bankruptcy but before you get your discharge, you must take a two-hour course in personal financial management. Known as "debtor education," this course is typically offered by the same agencies that provide the credit counseling you must complete before you file. (You can find counseling agencies at www.usdoj.gov/ust; click "Credit Counseling and Debtor Education.") Like credit counseling, you can expect to pay about \$50 for this course, and you can ask for a fee waiver if you can't afford the fee. Unlike credit counseling, which you can complete by phone, you are supposed to take your debtor education course in person or online.

Once you complete the counseling (and no later than 45 days after the first date set for your creditors' meeting), you must file Form 23 with the court to certify that you've met the requirement. (You'll find a copy of the form in Appendix C.) If you don't file this form on time, the court can close your case without granting you a discharge of your debts, which means your bankruptcy case was pointless. While it's possible to reopen your case to file the required form, it's obviously much easier to get the counseling and file the

form as soon after you file your bankruptcy papers as possible.

You might be able to obtain a disability waiver of this counseling requirement—which means you wouldn't have to take it—if:

- you have a severe physical impairment
- you make a reasonable effort, despite the impairment, to participate in the counseling, and
- you are unable, because of your impairment, to meaningfully participate in the course.

(See *In re Hall*, 347 B.R. 532 (N.D. W.Va. 2006).)

Attend the Discharge Hearing

You may have to attend a brief court hearing at the end of your case, called a discharge hearing. At the hearing, the judge explains the effects of discharging your debts in bankruptcy and lectures you about staying clear of debt. You should receive a discharge order from the court within four weeks of the hearing. If you don't, call the trustee.

Most courts don't schedule a discharge hearing unless you signed a reaffirmation agreement and filed it with the court. If you have signed and filed a reaffirmation agreement, the court definitely will hold a hearing. At the hearing, the judge will determine whether reaffirmation would impose an undue hardship on you, and whether it would be in your best interest to reaffirm the debt. You can find a complete explanation of the reaffirmation process—including what happens if the judge won't approve the agreement—in Ch. 5.

Understand Your Discharge Order

About two or three months after the creditors' meeting, the court will send you a copy of your discharge order. On the back, it says that all debts you owed as of your filing date are discharged—unless they aren't. It then lists the types of debt that are not discharged. (A sample discharge order is below.) You will notice that the order does not refer to your debts or state which of your specific debts are or aren't discharged. To get a handle on this crucial information, carefully read Ch. 9.

Make several photocopies of the discharge order and keep them in a safe place. Send them to creditors who attempt to collect their debt after your case is

over, or to credit reporting agencies that still list you as owing a discharged debt. Refer to Ch. 8 regarding post-bankruptcy collection efforts.

Amending Your Bankruptcy Papers

One of the helpful aspects of bankruptcy procedure is that you can amend any of your papers at any time before your final discharge. This means that if you made a mistake on papers you've filed, you can correct it easily.

Despite this liberal amendment policy (as stated in Bankruptcy Rule 1009), some judges will not let you amend your exemption schedule after the deadline for creditors to object to the exemptions has passed. If you run into one of these judges, you'll need to talk to a bankruptcy attorney.

In most courts, you will have to pay to amend your bankruptcy papers only if you are amending Schedules D, E, or F to add a new creditor or change an address, because these changes require the court to make an additional mailing. The fee for this type of amendment is currently \$26.

If you become aware of debts or property that you should have included in your papers, amending your petition will avoid any suspicion that you're trying to conceal things from the trustee. If you don't amend your papers after discovering this kind of information, your bankruptcy petition may be dismissed or one or more of your debts may not be discharged if that new information comes to light.

Even if your bankruptcy case is already closed, you may be allowed to reopen your case and amend your papers to add an omitted creditor who tries to collect the debt. (See Ch. 8.)



CAUTION

Try to get it right the first time. Too many changes can make you look dishonest, which can get your case dismissed and (if it seems you were hiding assets) investigated. The "Open Letter to Debtors and Their Counsel" in Ch. 1 gives a judge's negative view of amendments. Of course, if the facts have changed since you filed your petition, or you notice mistakes, you should amend. But the more accurate your papers are at the outset, the less likely your case will run into trouble.

B18 (Official Form 18) (12/07)

United States Bankruptcy Court

_____ District Of _____

In re

_____,
*[Set forth here all names including married,
 maiden, and trade names used by debtor within
 last 8 years.]*

Debtor

Case No. _____

Address _____

Chapter 7

Last four digits of Social-Security or other Individual Taxpayer-
 Identification No(s) (if any): _____

Employer Tax-Identification No(s).(EIN) [if any]: _____

DISCHARGE OF DEBTOR

It appearing that the debtor is entitled to a discharge, **IT IS ORDERED:** The debtor is granted a discharge under section 727 of title 11, United States Code, (the Bankruptcy Code).

Dated: _____

BY THE COURT

 United States Bankruptcy Judge

SEE THE BACK OF THIS ORDER FOR IMPORTANT INFORMATION.

B18 (Official Form 18) (12/07) - Cont.**EXPLANATION OF BANKRUPTCY DISCHARGE
IN A CHAPTER 7 CASE**

This court order grants a discharge to the person named as the debtor. It is not a dismissal of the case and it does not determine how much money, if any, the trustee will pay to creditors.

Collection of Discharged Debts Prohibited

The discharge prohibits any attempt to collect from the debtor a debt that has been discharged. For example, a creditor is not permitted to contact a debtor by mail, phone, or otherwise, to file or continue a lawsuit, to attach wages or other property, or to take any other action to collect a discharged debt from the debtor. *[In a case involving community property:* There are also special rules that protect certain community property owned by the debtor's spouse, even if that spouse did not file a bankruptcy case.] A creditor who violates this order can be required to pay damages and attorney's fees to the debtor.

However, a creditor may have the right to enforce a valid lien, such as a mortgage or security interest, against the debtor's property after the bankruptcy, if that lien was not avoided or eliminated in the bankruptcy case. Also, a debtor may voluntarily pay any debt that has been discharged.

Debts that are Discharged

The chapter 7 discharge order eliminates a debtor's legal obligation to pay a debt that is discharged. Most, but not all, types of debts are discharged if the debt existed on the date the bankruptcy case was filed. (If this case was begun under a different chapter of the Bankruptcy Code and converted to chapter 7, the discharge applies to debts owed when the bankruptcy case was converted.)

Debts that are Not Discharged.

Some of the common types of debts which are not discharged in a chapter 7 bankruptcy case are:

- a. Debts for most taxes;
- b. Debts incurred to pay nondischargeable taxes;
- c. Debts that are domestic support obligations;
- d. Debts for most student loans;
- e. Debts for most fines, penalties, forfeitures, or criminal restitution obligations;
- f. Debts for personal injuries or death caused by the debtor's operation of a motor vehicle, vessel, or aircraft while intoxicated;
- g. Some debts which were not properly listed by the debtor;
- h. Debts that the bankruptcy court specifically has decided or will decide in this bankruptcy case are not discharged;
- i. Debts for which the debtor has given up the discharge protections by signing a reaffirmation agreement in compliance with the Bankruptcy Code requirements for reaffirmation of debts; and
- j. Debts owed to certain pension, profit sharing, stock bonus, other retirement plans, or to the Thrift Savings Plan for federal employees for certain types of loans from these plans.

This information is only a general summary of the bankruptcy discharge. There are exceptions to these general rules. Because the law is complicated, you may want to consult an attorney to determine the exact effect of the discharge in this case.

Common Amendments

Even a simple change in one form may require changes to several other forms. Here are some of the more common reasons for amendments and the forms that you may need to amend. Exactly which forms you'll have to change depends on your court's rules. (Instructions for making the amendments are below.)

Add or Delete Exempt Property on Schedule C

If you want to add or delete property from your list of exemptions, you must file a new Schedule C. You may also need to change other schedules, depending on the omission:

- Schedule A, if the property is real estate and you didn't list it there
- Schedule B, if the property is personal property and you didn't list it there
- Schedule D and Form 8—Chapter 7 Individual Debtor's Statement of Intention, if the property is collateral for a secured debt and isn't already listed
- Form 7—Statement of Financial Affairs, if any transactions regarding the property weren't described on that form, or
- Mailing Matrix, if the exempt item is tied to a particular creditor.

Add or Delete Property on Schedule A or B

You may have forgotten to list some of your property on your schedules. Or, you may have received property after filing for bankruptcy. The following property must be reported to the bankruptcy trustee if you receive it, or become entitled to receive it, within 180 days after filing for bankruptcy:

- property you inherit or become entitled to inherit
- property from a marital settlement agreement or divorce decree, and
- death benefits or life insurance policy proceeds.

(See Ch. 3.)

If you have new property to report for any of these reasons, you may need to file amendments to:

- Schedule A, if the property is real estate
- Schedule B, if the property is personal property
- Schedule C, if the property was claimed as exempt and it's not, or you want to claim it as exempt

- Schedule D and Form 8—Chapter 7 Individual Debtor's Statement of Intention, if the property is collateral for a secured debt
- Form 7—Statement of Financial Affairs, if any transactions regarding the property haven't been described on that form, or
- Mailing Matrix, if the item is tied to a particular creditor.

If your bankruptcy case is already closed, see Ch. 8.

Change Your Plans for Secured Property

If you've changed your plans for dealing with an item of secured property, you must file an amended Form 8—Chapter 7 Individual Debtor's Statement of Intention.

Correct Your List of Creditors

To correct your list of creditors, you may need to amend:

- Schedule C, if the debt is secured and you plan to claim the collateral as exempt
- Schedule D, if the debt is a secured debt
- Schedule E, if the debt is a priority debt (as defined in Ch. 6)
- Schedule F, if the debt is unsecured
- Form 7—Statement of Financial Affairs, if any transactions regarding the property haven't been described on that form, or
- Mailing Matrix, which contains the names and addresses of all your creditors.

If your bankruptcy case is already closed, see Ch. 8.

Add an Omitted Payment to a Creditor

If you didn't report a payment to a creditor made within the year before you filed for bankruptcy, you must amend your Form 7—Statement of Financial Affairs.

How to File an Amendment

To make an amendment, take these steps:

- Step 1:** Fill out the Amendment Cover Sheet in Appendix C, if no local form is required. Otherwise, use the local form. If you use our form, here's how to fill it in:
- Put the appropriate information in the top blanks (for instance, Western District of Tennessee).

- After “In re,” enter your name, the name of your spouse if you’re married and filing jointly, and all other names you have used in the last eight years.
- Enter your address, the last four digits of your Social Security number, and a taxpayer ID number (if you have one because of a business you own).
- On the right side, enter your case number.
- Check the boxes of the forms you are amending. If you are adding new creditors or changing addresses, check the box that you have enclosed the appropriate fee (currently \$26).
- Sign the form.
- Continue to the declaration about the truth of the amendment.
- Enter your name (and the name of your spouse if you’re filing jointly) after “I (we).”
- Enter the number of pages that will be accompanying the cover sheet.
- Enter the date you are signing the document.
- Sign (both you and your spouse, if you’re filing jointly) at the bottom to swear under penalty of perjury that your amendment is true.

Step 2: Make copies of the forms affected by your amendment.

Step 3: Check your local court rules or ask the court clerk whether you must retype the whole form to make the correction, or if you can just type the new information on another blank form. If you can’t find the answer, ask a local bankruptcy lawyer or nonattorney bankruptcy petition preparer. If it’s acceptable to just type the new information, precede the information you’re typing with “ADD,” “CHANGE,” or “DELETE” as appropriate. At the bottom of the form, type “AMENDED” in capital letters.

Step 4: Call or visit the court and ask what order the papers must be in and how many copies are required.

Step 5: Make the required number of copies, plus one copy for yourself, one for the trustee, and one for any creditor affected by your amendment.

Step 6: Have a friend or relative mail, first class, a copy of your amended papers to the bankruptcy trustee and to any creditor affected by your amendment.

Step 7: Enter the name and complete address of every new creditor affected by your amendment on the Proof of Service by Mail (a copy is in Appendix C). Also enter the name and address of the bankruptcy trustee. Then have the person who mailed the amendment to the trustee and new creditors sign and date the Proof of Service.

Step 8: Mail or take the original amendment and Proof of Service and copies to the bankruptcy court. Enclose a money order for the filing fee, if required. If you use the mail, enclose a prepaid self-addressed envelope so the clerk can return a file-stamped set of papers to you.

If the meeting of creditors occurred before you file your amendment, the court is likely to schedule another one.

Filing a Change of Address

If you move while your bankruptcy case is still open, you must give your new address to the court, the trustee, and your creditors. Here’s how to do it:

Step 1: Make one or two photocopies of the blank Notice of Change of Address and Proof of Service forms in Appendix C.

Step 2: Fill in the Change of Address form with your old address, new address, and date you moved.

Step 3: Make one photocopy for the trustee, one for your records, and one for each creditor listed in Schedules D, E, and F or the Mailing Matrix.

Step 4: Have a friend or relative mail a copy of the Notice of Change of Address to the trustee and to each creditor.

Step 5: Have the friend or relative complete and sign the Proof of Service by Mail form, listing the bankruptcy trustee and the names and addresses of all creditors to whom the notice was mailed.

Step 6: File the original notice and original Proof of Service with the bankruptcy court.

Special Problems

Sometimes, complications arise in a bankruptcy—usually when a creditor files some type of motion or objects to the discharge of a debt or the entire bankruptcy. If a creditor does this, the court will notify you by sending you a Notice of Motion or Notice of Objection. (See a copy of the blank form, below.) At that point, you may need to go to court yourself or get an attorney to help you. Here are some of the more common complications that may crop up.

You Failed the Means Test

If you didn't pass the means test (described in Ch. 6) but decided to file for Chapter 7 anyway, you may face a motion to dismiss or convert your case to a Chapter 13 bankruptcy.

Presumed Abuse

If you don't pass the means test, your Chapter 7 bankruptcy will be presumed to be abusive. This means that you won't be allowed to proceed unless you can establish that the presumption of abuse should be set aside because of special circumstances.

However, none of this is automatic. To stop your Chapter 7 bankruptcy on the grounds of abuse, someone—a creditor, the trustee, or, most likely, the U.S. Trustee—must request a court hearing to dismiss or convert your case. Under the new bankruptcy law, the U.S. Trustee must file a statement, within ten days after your meeting of creditors, indicating whether your case should be considered a presumed abuse. (This statement is required only if your income is more than the state median; see Ch. 1 for more information.) Five days after the U.S. Trustee's statement is filed, the court must send it to all of your creditors, to inform them of the U.S. Trustee's decision and give them an opportunity to file a motion to dismiss or convert your case.

Within 30 days after filing this statement, the U.S. Trustee must either:

- file its own motion to dismiss or convert your case on grounds of abuse, or
- explain why a motion to convert or dismiss isn't appropriate (for example, because you passed the means test).

These duties and time limits apply only to the U.S. Trustee. If your income is more than the state median, your creditors can file a motion to dismiss or convert any time after you file, but no later than 60 days after the first date set for your meeting of creditors.

Defending a Motion to Dismiss or Convert

If the U.S. Trustee (or a trustee or a creditor, in some cases) files a motion to dismiss or convert your case on the basis of presumed abuse, you are entitled to notice of the hearing at least 20 days in advance. You will receive papers in the mail explaining the grounds for the motion and what you need to do to respond. Because abuse is presumed, you will bear the burden of proving that your filing really isn't abusive, and that you should be allowed to proceed.

There are two basic defenses to this type of motion:

- 1. You didn't fail the means test.** To defend on this basis, you must be able to show that you actually passed the means test and the party bringing the motion to dismiss or convert misinterpreted the information you provided in Form 22A or misinterpreted the applicable law (for example, by including Social Security benefits in your current monthly income when the law says they should be excluded).
- 2. Special circumstances exist that allow you to pass the means test.** The new law gives a serious medical condition or a call to active duty in the armed forces as examples of special circumstances, but this isn't an exhaustive list. However, it isn't enough just to show that special circumstances exist: You must also show that they justify additional expenses or adjustments to your current monthly income "for which there is no reasonable alternative."

To prove special circumstances, you must itemize each additional expense or adjustment of your income, and provide:

- documentation for the expense or adjustment, and
- a detailed explanation of the special circumstances that make the expense or adjustment necessary and reasonable.

Motions to Dismiss for Abuse Under All the Circumstances

As we've explained, it's possible to have your case dismissed if it appears that your Chapter 7 filing is an abuse of the bankruptcy code under all the circumstances. Motions to dismiss for this reason tend to focus primarily on whether the debtor's expenses are unnecessarily extravagant. For example, an Ohio bankruptcy court ruled that a mortgage expense on a \$400,000 home and an expense for repayment of a 401(k) loan should not be allowed. Without those expenses, the debtors had adequate income to fund a Chapter 13 plan, which made their case an abuse under all the circumstances. (*In Re Felske*, 385 B.R. 649 (N.D. Ohio 2008).)

The grounds for dismissal don't necessarily have to exist when you file for bankruptcy. One appellate court ruled that a motion to dismiss for abuse may be brought on the basis of events occurring anytime before the discharge. (*In re Cortez*, 457 F.3d 448 (5th Cir. 2006).) So if you get a new job or win the lottery, or some other event happens while your case is pending that would enable you to proceed under Chapter 13, you may face a challenge to your Chapter 7 case. (See also *In re Henebury*, 361 B.R. 595 (S.D. Fla. 2007).)

If you face dismissal on this ground, you will need to explain why it's unlikely you could complete a Chapter 13 bankruptcy, or why expenses that are challenged by the trustee are really necessary for you to get a fresh start. There is no clear test of what constitutes abuse under all the circumstances. As with obscenity, the judges will know it when they see it. Fortunately, the U.S. Trustee (usually the party bringing these motions) has the burden of proving the abuse. If you pass the means test, your eligibility for Chapter 7 bankruptcy is presumed and the trustee has to overcome that presumption.

You will win only if the additional expenses or adjustments to your income enable you to pass the means test. (Ch. 6 explains how to make this calculation.)

EXAMPLE: Maureen and Ralph have a child (Sarah) with severe autism. Sarah is making remarkable progress in her private school, for which Maureen and Ralph pay \$1,000 a month. No equivalent

school is available at a lower tuition. Under the means test guidelines, Maureen and Ralph are entitled to deduct only \$150 a month from the income for private school expenses. If Maureen and Ralph were allowed to deduct the full \$1,000 monthly tuition, they would easily pass the means test. By documenting Sarah's condition, the necessity for the extra educational expense, and the fact that moving her to a less expensive school would greatly undermine her progress, Maureen and Ralph would have a good chance of convincing the court to allow the \$1,000 expense, which would, in turn, rebut the presumption of abuse.

Bankruptcy courts have issued written decisions on a variety of special circumstance claims. If you need to prove special circumstances to pass the mean test, you will definitely want to check with a local attorney or do your own research to find out how bankruptcy court or the courts in your state have treated the special circumstances you're claiming. (See Ch. 10.) A frequently addressed issue is whether payments on nondischargeable student loans can be considered a special circumstance. While a few courts have held that they can be, more courts have gone the other way and ruled that student loan payments do not constitute special circumstances. (See, for example, *In re Champagne*, 389 B.R. 191 (Bkrtcy Kan. 2008) and *In re Pageau*, 383 B.R. 281 (S.D. Ind. 2008).)

Here are some cases in which the court has allowed a particular special circumstances claim, but remember that courts in your area may see the issue differently:

- unusually high transportation expenses (*In re Batzkiel*, 349 B.R. 581 (Bkrtcy N.D. Iowa 2006); *In re Turner*, 376 B.R. 370 (Bkrtcy D. N.H. 2007))
- mandatory repayment of 401(k) loan (*In re Lenton*, 358 B.R. 651 (Bkrtcy E.D. Pa. 2006))
- reduction in income (*In re Martin*, 371 B.R. 347 (Bkrtcy C.D. Ill. 2007) (diminished future availability of overtime hours); *In re Tamez*, No. 07-60047 (Bkrtcy W.D. Tex. 2007) (reduction in income due to voluntary job changes))
- wife's pregnancy in a joint case (*In re Martin*, 371 B.R. 347 (Bkrtcy C.D. Ill. 2007))
- joint debtors who have two separate households (*In re Grabam*, 363 B.R. 844 (Bkrtcy S.D. Ohio 2007); *In re Armstrong*, No. 06-31414 (Bkrtcy N.D. Ohio 2007))

- unusually high rent expenses (*In re Scarafiotti*, 375 B.R. 618 (Bkrcty D. Colorado 2007)), and
- court-ordered child support payments (*In re Littman*, 370 B.R. 820 (Bkrcty D. Idaho 2007)).

A Creditor Asks the Court to Lift the Automatic Stay

Your automatic stay lasts from the date you file your papers until the date you receive your bankruptcy discharge or the date your bankruptcy case is closed, whichever happens first. For example, assume you receive a discharge but the trustee keeps your case open because the trustee is waiting to collect your tax refund or an inheritance you are due to receive in the future. In this situation, the automatic stay would not be in effect after your discharge, even though your case would still be open.

As long as the stay is in effect, most creditors must get permission from a judge to take any action against you or your property that might affect your bankruptcy estate. (See Ch. 2 for information on which creditors are affected by the stay and which are free to proceed with collection efforts despite the stay.) To get this permission, the creditor must file a request in writing called a Motion to Lift Stay. The court will schedule a hearing on this motion and send you written notice. You will have a certain period of time to file a written response. Even if you decide not to file a response, you may still be able to appear in court to argue that the stay shouldn't be lifted. Check your local rules on this point.

If you don't show up for the hearing—even if you filed a written response—the stay will probably be lifted as requested by the creditor, unless lifting the stay would potentially harm other creditors. For instance, if the creditor is seeking permission to repossess your car, and your equity in the car would produce some income for your unsecured creditors if sold by the trustee, the court may refuse to lift the stay whether or not you show up.

After hearing the motion, the judge will either rule “from the bench” (announce a decision right then and there), or “take it under submission” and mail a decision in a few days. A creditor can ask a judge to lift the stay within a week or two after you file, but a delay of several weeks to several months is more common.

Grounds for Lifting the Stay

The bankruptcy court may lift the automatic stay for several reasons:

- The activity being stayed is not a legitimate concern of the bankruptcy court. For instance, the court will let a child custody hearing proceed, because its outcome won't affect your economic situation.
- The activity being stayed is going to happen no matter what the bankruptcy court does. For instance, if a lender shows the court that a mortgage foreclosure will ultimately occur, regardless of the bankruptcy filing, the court will usually lift the stay and let the foreclosure proceed. (If you want to keep your house, you may be better off filing for Chapter 13 bankruptcy. See Ch. 4.)
- The stay is harming the creditor's interest in property you own or possess. For instance, if you've stopped making payments on a car and it's losing value, the court may lift the stay. That would allow the creditor to repossess the car now, unless you're willing and able to periodically pay the creditor an amount equal to the ongoing depreciation until your case is closed.
- You have no ownership interest in the property sought by the creditor (ownership interests are explained just below). If you don't own some interest in property that a creditor wants, the court isn't interested in protecting the property—and won't hesitate to lift the stay. The most common example is when a month-to-month tenant files bankruptcy to forestall an eviction. Because the tenancy has no monetary value, it is not considered to be property of the estate, and the stay will almost always be lifted.

Official Form 20A
(12/03)

United States Bankruptcy Court

_____ District Of _____

In re _____,)
Set forth here all names including married,)
maiden, and trade names used by debtor within)
last 6 years.])
Debtor) Case No. _____
Address _____)
_____) Chapter _____
Employer's Tax Identification (EIN) No(s). *[if any]*: _____)
Last four digits of Social Security No(s): _____)

NOTICE OF [MOTION TO] [OBJECTION TO]

_____ has filed papers with the court to [relief sought in motion or objection].

Your rights may be affected. You should read these papers carefully and discuss them with your attorney, if you have one in this bankruptcy case. (If you do not have an attorney, you may wish to consult one.)

If you do not want the court to [relief sought in motion or objection], or if you want the court to consider your views on the [motion] [objection], then on or before (date), you or your attorney must:

[File with the court a written request for a hearing {or, if the court requires a written response, an answer, explaining your position} at:

{address of the bankruptcy clerk's office}

If you mail your {request}{response} to the court for filing, you must mail it early enough so the court will **receive** it on or before the date stated above.

You must also mail a copy to:

{movant's attorney's name and address}

{names and addresses of others to be served}]

[Attend the hearing scheduled to be held on (date), (year), at _____ a.m./p.m. in Courtroom _____, United States Bankruptcy Court, {address}.]

[Other steps required to oppose a motion or objection under local rule or court order.]

If you or your attorney do not take these steps, the court may decide that you do not oppose the relief sought in the motion or objection and may enter an order granting that relief.

Date: _____

Signature: _____

Name: _____

Address: _____

Do You Have an Ownership Interest in the Property?

There are many kinds of ownership interests. You can own property outright. You can own the right to possess it sometime in the future. You can co-own it jointly with any number of other owners. You can own the right to possess it, while someone else actually owns legal title.

For most kinds of property, there's an easy way to tell if you have an ownership interest: If you would be entitled to receive any cash if the property were sold, you have an ownership interest.

For intangible property, however—property you can't see or touch—it may be harder to show your ownership interest. This most often arises in cases involving contracts concerning residential real estate.

For instance, if you have a lease (a type of contract) on your home when you file, most bankruptcy courts would consider it an ownership interest in the property and would not lift the stay to let a landlord go ahead with eviction, regardless of the reason. But if the lease expired by its own terms before you filed—which converted your interest from a “leasehold” to a month-to-month tenancy—most courts would rule that you have no ownership interest in the property and would lift the stay, allowing the eviction to go forward.

Another ownership interest is the contractual right to continued coverage that an insured person has under an insurance policy. This means the automatic stay prevents insurance companies from canceling insurance policies.

probably argue that the stay should be lifted because you might damage the collateral or because the property is depreciating (declining in value) while your bankruptcy case is pending. Your response should depend on the facts. If the property is still in good shape, be prepared to prove it to the judge.

If the property is worth more than you owe on it, you can argue that depreciation won't hurt the creditor, because the property could be repossessed later and sold for the amount of the debt or more. But if, as is common, you have little or no equity in the property, you'll need to propose a way to protect the creditor's interest while you keep the property—assuming you want it. One way to do this is to pay the creditor a cash security deposit that would offset the expected depreciation.

If you intend to keep secured property (see Ch. 5), you can argue that lifting the stay would deprive you of your rights under the bankruptcy laws. For example, if you intend to redeem a car by paying its replacement value, the court should deny the motion to lift the stay until you have an opportunity to do so.

- **Utility disconnections.** For 20 days after you file your bankruptcy petition, a public utility—electric, gas, telephone, or water company—may not alter, refuse, or discontinue service to you, or discriminate against you in any other way, solely on the basis of an unpaid debt or your bankruptcy filing. (11 U.S.C. § 366(a).) If your service was disconnected before you filed, the utility company must restore it within 20 days after you file for bankruptcy—without requiring a deposit—if you request it.

Twenty days after the order to continue service, the utility is entitled to discontinue service unless you provide adequate assurance that your future bills will be paid. (11 U.S.C. § 366(b).) Usually, that means you'll have to come up with a security deposit.

If you and the utility can't agree on the size of the deposit, the utility may cut off service, which means you'll need to get a lawyer and ask the bankruptcy court to have it reinstated. If the utility files a motion to lift the stay, argue at the hearing that your deposit is adequate.

Opposing a Request to Lift the Stay

Generally, a court won't lift the stay if you can show that it's necessary to preserve your property for yourself (if it's exempt) or for the benefit of your creditors (if it's not), or to maintain your general economic condition. You may also need to convince the court that the creditor's investment in the property will be protected while the bankruptcy is pending.

Here are some possible responses you can make if a creditor tries to get the stay lifted:

- **Repossession of cars or other personal property.** If the stay is preventing a creditor from repossessing personal property pledged as collateral, such as your car, furniture, or jewelry, the creditor will

- **Evictions.** Filing for bankruptcy has been a favorite tactic for some eviction defense clinics, which file a bare-bones bankruptcy petition to stop evictions even if the tenant's debts don't justify bankruptcy. Under the 2005 bankruptcy law, the automatic stay doesn't apply if your landlord obtained a judgment for eviction before you filed for bankruptcy, or if the eviction is based on your endangerment of the property or use of illegal controlled substances on the premises. These exceptions to the general rules are explained in Ch. 2.

The Trustee or a Creditor Disputes a Claimed Exemption

After the creditors' meeting, the trustee and creditors have 30 days to object to the exemptions you claimed. If the deadline passes and the trustee or a creditor wants to challenge an exemption, it's usually too late, even if the exemption statutes don't support the claimed exemption. (*Taylor v. Freeland and Kronz*, 503 U.S. 638 (1992).) The objections must be in writing and filed with the bankruptcy court. Copies must be served on the trustee, you, and your lawyer, if you have one.

In some cases, the trustee can object to an exemption after the 30-day period has passed. For instance, in one case the debtor stated that the value of certain stock options was unknown and used a \$4,000 or so wildcard exemption to cover the value, whatever it was. Eight months after the bankruptcy case was closed, the trustee asked the debtor what happened to the stock options. As it happened, they had been cashed out for nearly \$100,000. The trustee sought to have the case reopened to recover the excess value. The debtor argued that the 30-day period prevented a reexamination of the exemption claim. The issue was ultimately decided in favor of the trustee—on the ground that the debtor's use of the term "unknown" meant that the trustee wasn't under an obligation to challenge the exemption claim within the 30-day limit. If, on the other hand, the debtor had listed a specific value for the options, the trustee's duty to file an objection within the deadline would have been triggered. (*In re Wick*, 276 F.3d 412 (8th Cir. 2002).)

Reasons for Objecting

The most common grounds for objecting are:

- You aren't eligible to use the state exemptions you claimed. Under the 2005 bankruptcy law, you may use a state's exemptions only if you have made that state your domicile (your true home) for at least two years before filing. If you haven't been domiciled in your current state for at least two years, you must use the exemptions for the state where you were living for the better part of the 180-day period ending two years before you filed for bankruptcy. (See Ch. 3 for more on these rules, and Ch. 4 for more on the stricter rules that apply to homestead exemptions.)
- The claimed item isn't exempt under the law. For example, a plumber who lives in New Jersey and selects his state exemptions might try to exempt his plumbing tools under the "goods and chattels" exemption. The trustee and creditors are likely to object on the ground that these are work tools rather than goods and chattels, and that New Jersey has no "tools of trade" exemption.
- Within ten years before you filed for bankruptcy, you sold nonexempt property and purchased exempt property to hinder, delay, or cheat your creditors. (Ways to avoid this accusation are discussed in Ch. 3.)
- Property you claimed as exempt is worth more than you say it is. If the property's true replacement value is higher than the exemption limit for that item, the item can be sold and the excess over the exemption limit distributed to your creditors (assuming you don't buy the property back from the trustee at a negotiated price).

EXAMPLE: In Connie's state, clothing is exempt to a total of \$2,000. Connie values her mink coat at \$1,000 and her other clothes at \$1,000, bringing her within the \$2,000 exemption. A creditor objects to the \$1,000 valuation of the coat, claiming that such mink coats routinely sell for \$3,000 and up. If the creditor prevails, Connie would have to surrender the coat to the trustee. She'd get the first \$1,000 (the exempt amount of the coat's sale price). Or, Connie could keep the coat if she gave the trustee

a negotiated amount of cash (\$2,000 or less) or other property of equivalent value.

- You and your spouse have doubled an exemption where doubling isn't permitted.

EXAMPLE: David and Marylee, a married couple, file for bankruptcy using California's System 1 exemptions. Each claims a \$2,550 exemption in their family car, for a total of \$5,100. California bars a married couple from doubling the System 1 automobile exemption. They can only claim \$2,550.

Responding to Objections

When objection papers are filed, the court schedules a hearing. The creditor or trustee must prove to the bankruptcy court that the exemption is improper. You don't have to prove anything. In fact, you don't have to respond to the objection or show up at the hearing unless the bankruptcy court orders, or local rules require, that you do so. Of course, you can—and probably should—either file a response or show up at the hearing to defend your claim of a legitimate exemption. If you don't show up, the bankruptcy judge will decide on the basis of the paperwork filed by the objecting party and the applicable laws, which most often means you'll lose—especially if the trustee or a bankruptcy attorney is objecting.

A Creditor Objects to the Discharge of a Debt

There are a variety of reasons a creditor may object to the discharge of a debt. In consumer bankruptcies, the most common reason is that the creditor believes you made fraudulent statements to borrow the money in the first place (for example, on a credit card application). See Ch. 9 for more on this and other potential grounds for objecting to the discharge of a debt.

You Want to Get Back Exempt Property Taken by a Creditor

You may have filed for bankruptcy after a creditor:

- repossessed collateral (such as a car) under a security agreement, or
- seized some of your property as part of a judgment collection action.

If so, you should have described the event in your Statement of Financial Affairs, which you filed along with your bankruptcy petition and schedules. Repossessions are difficult to undo, because they occur under a contract that you voluntarily entered into. However, property seized to satisfy a judgment can be pulled back into your bankruptcy estate if the seizure occurred within the three months before you filed. If the property is not exempt (or at least some of it is not exempt), the trustee may go after it so that it can be sold for the benefit of your unsecured creditors. If the property is exempt (meaning you are entitled to keep it), you can go after it yourself. However, you'll have to file a formal complaint in the bankruptcy court against the creditor.

The process for getting the bankruptcy judge to order property returned to you is a complex one; you'll probably need the assistance of an attorney. Given the cost of attorneys, it's seldom worth your while to go after this type of property unless it's valuable or an irreplaceable family heirloom. Keep in mind that most property is only exempt up to a certain value—for example, a car may be exempt up to \$1,200, furnishings up to \$1,000. Thus, even if you get the property back, the trustee may decide to sell it, in which case you'll receive only the exempt amount from the proceeds.

You Want to Dismiss Your Case

If you change your mind after you file for bankruptcy, you can ask the court to dismiss your case.

Common reasons for wanting to dismiss a case include the following:

- You discover that a major debt you thought was dischargeable isn't. You don't have enough other debts to justify your bankruptcy case.
- You realize that an item of property you thought was exempt isn't. You don't want to lose it in bankruptcy.
- You come into a sum of money and can afford to pay your debts.
- You realize that you have more property in your estate than you thought and decide that you don't have to file for bankruptcy after all.
- Your bankruptcy case turns out to be more complex than you originally thought. You need a lawyer, but you don't have the money to hire one.

- The emotional stress of bankruptcy is too much for you.

It is within the court's discretion to dismiss your case. That means the court can grant or refuse the dismissal. How the courts make this decision varies from district to district. In some districts, dismissing a case is next to impossible if your bankruptcy estate has assets that can be sold. However, if yours is a no-asset case and no creditor objects to the dismissal, you may have better luck dismissing it.

If you want to dismiss your case, you must file a request with the court. Instructions on how to do this follow. Depending on how receptive your local bankruptcy court is to dismissal, you may need the help of a lawyer.

- Step 1:** Check your court's local rules for time limits, format of papers, and other requirements for voluntary dismissals. (See Ch. 10 for information on finding local rules online.) If you can't find the information you need from reading your local rules, ask the court clerk, the trustee assigned to your case, a local bankruptcy petition preparer, or a bankruptcy lawyer for help.
- Step 2:** Refer to the sample Petition for Voluntary Dismissal and a sample Order Granting Voluntary Dismissal provided below. Follow along with the sample as you type your caption, inserting your own information in the blanks.
- Step 3:** If you're using a typewriter, make a few photocopies of what you have typed so far, so you can make two different documents with that one caption.
- Step 4:** On one copy of your caption, center and type "PETITION FOR VOLUNTARY DISMISSAL." The text of the petition will be similar to the sample but tailored to the facts of your case. In particular, you will put your filing date in paragraph 1; in paragraph 3 you will explain your own reason for wanting to dismiss the case.

- Step 5:** Sign and date the petition. If you filed together with your spouse, both of you must sign. Otherwise, leave the spouse's signature line blank.
- Step 6:** On another photocopy of the caption you made, center and type: "[PROPOSED] ORDER GRANTING VOLUNTARY DISMISSAL." Then type the text of the order from the sample at the end of this chapter. Include the blanks; the judge will fill them in.
- Step 7:** Make at least three copies of your signed petition and your blank order.
- Step 8:** Take your originals and copies to the bankruptcy court clerk. When you get to the court clerk, explain that you are filing a petition to dismiss your case. The clerk will take your originals and one or more of your copies. Ask the clerk the following:
- What notice to your creditors is required?
 - If there is a problem, will you be contacted? If not, how will you learn of the problem?
 - If the judge signs the order, when can you expect to get it?
 - Once you have a signed order, who sends copies to your creditors—you or the court? If you send the copies, do you also have to file a Proof of Service?
- Step 9:** Once you receive the signed order, put it away for safekeeping if you don't have to notify your creditors. If you do, make copies and send one to each.
- Step 10:** If you have to file a Proof of Service, follow the instructions in Ch. 5.

Order Granting Voluntary Dismissal

UNITED STATES BANKRUPTCY COURT

_____ [Name of District] _____ DISTRICT OF _____ [Your State] _____

In re _____) [Set forth here all names including married, maiden, and trade names used by debtor within last 8 years.]) <div style="text-align: right; margin-right: 20px;">Debtor(s)</div>))	Case No. _____ Chapter 7
Address _____) _____) Last four digits of Social Security or Individual) Taxpayer Identification (ITIN) No(s). (if any): _____) Employer's Tax Identification (EIN) No(s). (if any): _____) _____))	

[PROPOSED] ORDER GRANTING VOLUNTARY DISMISSAL

AND NOW, this _____ day of _____, 20____, the Court having found that the voluntary dismissal of this case is in the best interests of the debtor and does not prejudice the rights of any of his or her creditors, it is hereby ordered that the petition for voluntary dismissal is approved.

Dated: _____

U.S. Bankruptcy Judge

You Want to Reopen Your Case

At several places in this book, we've suggested that you might have to reopen your case (for example, to file a motion to avoid a lien you didn't include on your papers, or to file Form 23 proving that you completed budget counseling). To reopen your case, you must file what's called an "ex parte motion." This simply means that you don't have to provide formal notice to the other parties in your case. Instead, you just have to prepare and file your request and an accompanying order, and demonstrate that you have given written notice of your motion to the trustee and the U.S. Trustee. You don't have to schedule a hearing; the judge will consider your request and either grant or deny it based solely on your paperwork.

Here, we provide the forms necessary to ask the court to reopen your case to allow you to file Form 23, and to ask the court for a discharge. There are four forms in all:

- a request to reopen the case
- an order reopening the case
- a request for a discharge, and
- an order that a discharge be entered.

If you want the court to reopen your case for a different reason, you'll have to change the forms. Describe why you need the case to be reopened and tailor the additional forms to request the ultimate relief you want the court to grant (for example, to avoid a lien). If you have trouble completing these forms or figuring out what to say, talk to a bankruptcy lawyer.

Request to Reopen Case

UNITED STATES BANKRUPTCY COURT

_____ [Name of District] _____ DISTRICT OF _____ [Your State] _____

In re _____)
 [Set forth here all names including married,)
 maiden, and trade names used by debtor)
 within last 8 years.])
 Debtor(s)) Case No. _____
 Address _____)
 _____) Chapter 7
 _____)
 Last four digits of Social Security or Individual)
 Taxpayer Identification (ITIN) No(s). (if any): _____)
 _____)
 Employer's Tax Identification (EIN) No(s). (if any): _____)
 _____)

EX-PARTE APPLICATION TO REOPEN CLOSED CASE UNDER 11 U.S.C. SECTION 350(b)

To the Honorable [Name of Bankruptcy Judge]:

Debtor/Applicant [your name] herein applies to have [his/her] case reopened and respectfully represents:

1. On [date you filed your petition], Applicant filed a Petition for Relief under Chapter 7 of Title 11 of the United States Code, and on [date your case was closed], said case was closed without an order of discharge under 11 U.S.C. Section 727.
2. The reason given for the Court's denial of a discharge was that the Court failed to timely receive Official Form 23, proof of personal financial management counseling under 11 U.S.C. Section 111.
3. Prior to closure of [his/her] case, Applicant had in fact undertaken and completed personal financial management counseling pursuant to 11 U.S.C. Section 111 but inadvertently failed to file a completed Official Form 23 with the court.
4. Applicant seeks to reopen [his/her] case in order to file Official Form 23 and to move the court to enter a discharge under 11 U.S.C. Section 727.
5. Attached to this application is a copy of Official Form 23 that Applicant will immediately file upon reopening of this case.
6. Reopening [his/her] case by ex-parte application for the purpose of filing Form 23 and seeking a discharge is authorized under 11 U.S.C. Section 350(b).
7. Wherefore Applicant prays that the above-entitled case be reopened for the purpose of permitting Applicant to file Official Form 23 and move the Court for a discharge in [his/her] Chapter 7 bankruptcy case.

Dated: _____

Signed: _____
[your name]

Order Granting Request to Reopen Case

UNITED STATES BANKRUPTCY COURT

_____ [Name of District] _____ DISTRICT OF _____ [Your State] _____

In re _____)	
[Set forth here all names including married,)	
maiden, and trade names used by debtor)	
within last 8 years.])	
Debtor)	Case No. _____
)	
Address _____)	
)	
_____)	Chapter 7
)	
Last four digits of Social Security or Individual)	
Taxpayer Identification (ITIN) No(s). (if any): _____)	
)	
Employer's Tax Identification (EIN) No(s). (if any): _____)	
_____)	

ORDER TO REOPEN CLOSED CASE

Based on debtor's Ex-Parte Application to Reopen Closed Case and applicable law, it is hereby ordered that Case No: [case number] be reopened for the purpose of permitting Applicant to file Official Form 23 and apply for an order of discharge under 11 U.S.C. Section 727.

Date: _____ Signed: _____
U.S. Bankruptcy Judge

Request for Discharge

UNITED STATES BANKRUPTCY COURT

_____ [Name of District] _____ DISTRICT OF _____ [Your State] _____

In re _____)
 [Set forth here all names including married,)
 maiden, and trade names used by debtor)
 within last 8 years.])
 Debtor) Case No. _____)
 Address _____)
 _____) Chapter 7)
 Last four digits of Social Security or Individual)
 Taxpayer Identification (ITIN) No(s). (if any): _____)
 Employer's Tax Identification (EIN) No(s). (if any): _____)
 _____)

EX-PARTE APPLICATION FOR THE COURT TO ENTER
 AN ORDER OF DISCHARGE UNDER 11 U.S.C. SECTION 727

To the Honorable [Name of Bankruptcy Judge]:

Debtor/Applicant [your name] herein applies to have an order of discharge entered in [his/her] case and respectfully represents:

1. On [date you filed your petition], Applicant filed a Petition for Relief under Chapter 7 of Title 11 of the United States Code, and on [date your case was closed], said case was closed without an order of discharge under 11 U.S.C. Section 727.
2. The reason given for the Court's denial of a discharge was that the Court failed to timely receive Official Form 23, proof of personal financial management counseling under 11 U.S.C. Section 111.
3. Applicant sought and obtained an Order to Reopen [his/her] case in order to refile Official Form 23 and move the court to enter a discharge under 11 U.S.C. Section 727.
4. On [date you filed Form 23], Applicant filed Official Form 23 with the court clerk.
5. Wherefore Applicant prays that the honorable court enter an Order of Discharge in [his/her] case under 11 U.S.C. Section 727.

Date: _____ Signed: _____
 [your name]

Order Granting Request for Discharge

UNITED STATES BANKRUPTCY COURT

[Name of District] DISTRICT OF _____ [Your State]

In re _____)	
[Set forth here all names including married,)	
maiden, and trade names used by debtor)	
within last 8 years.])	
Debtor)	Case No. _____
Address _____)	
_____)	Chapter 7
_____)	
Last four digits of Social Security or Individual)	
Taxpayer Identification (ITIN) No(s). (if any): _____)	
_____)	
Employer's Tax Identification (EIN) No(s). (if any): _____)	
_____)	

ORDER TO GRANT REQUEST FOR DISCHARGE

Based on debtor's Ex-Parte Application for the Court to Enter an Order of Discharge, it is hereby ordered that a discharge be entered under 11 U.S.C. Section 727 in Case No. [case number].

Date: _____ Signed: _____
U.S. Bankruptcy Judge

Life After Bankruptcy

Newly Acquired or Discovered Property.....	258
Notifying the Trustee.....	258
Reopening Your Bankruptcy Case	259
Newly Discovered Creditors.....	259
Postbankruptcy Attempts to Collect Debts	260
Attempts to Collect Clearly Discharged Debts.....	262
Attempts to Revoke Your Discharge.....	263
Postbankruptcy Discrimination	263
Government Discrimination.....	263
Nongovernment Discrimination	264
Rebuilding Credit	264
Create a Budget.....	264
Keep Your Credit File Accurate	266
Negotiate With Some Creditors	267
Stabilize Your Income and Employment.....	267
Get a Credit Card	268
Work With a Local Merchant.....	268
Borrow From a Bank.....	268

Congratulations! After you receive your final discharge, you can get on with your life and enjoy the fresh start that bankruptcy offers. There may still be a few things left to do, however. For example, you may want to rebuild your credit. You may also need to take action if any of the following occurs:

- You receive or discover new nonexempt property.
- A creditor tries to collect a nondischargeable debt.
- A creditor tries to collect a debt that has been discharged in your bankruptcy.
- A creditor or the trustee asks the court to revoke your discharge in your bankruptcy.
- A government agency or private employer discriminates against you because of your bankruptcy.

This chapter explains how these events typically unfold, and how you can respond to them. But don't worry: Very few people face these circumstances. If you were complete and honest in your paperwork, it's very unlikely that you'll run into any postbankruptcy problems. We provide the information in this chapter just in case you're one of the rare exceptions.

Newly Acquired or Discovered Property

If you omit property from your bankruptcy papers, or you acquire certain kinds of property soon after you file, the trustee may reopen your case after your discharge (if the trustee learns about the property). The trustee probably won't take action unless the property is nonexempt and is valuable enough to justify the expense of reopening the case, seizing and selling the property, and distributing the proceeds among your creditors. Even if the property you acquire or discover after discharge is of little value, however, you should still tell the trustee about it, even if you think the assets don't justify reopening the case. Whether to reopen is the trustee's decision, not yours.

Notifying the Trustee

It's your legal responsibility to notify the bankruptcy trustee if either of the following is true:

- Within 180 days of filing for bankruptcy, you receive or become entitled to receive property that belongs in your bankruptcy estate.

- You failed to list some of your nonexempt property in your bankruptcy papers.

Newly Acquired Property

If you receive, or become entitled to receive, certain property within 180 days after your bankruptcy filing date, you must report it to the trustee, even if you think the property is exempt or your case is already closed. If you don't report it and the trustee learns of your acquisition, the trustee could ask the court to revoke your discharge. (See "Attempts to Revoke Your Discharge," below.) You must report:

- an inheritance (property you receive, or become entitled to receive, because of someone's death)
- property from a divorce settlement, or
- proceeds of a life insurance policy or death benefit plan. (11 U.S.C. § 541(a)(5).)

These categories of property are discussed in more detail in Ch. 3.

To report this property to the trustee, use the form called Supplemental Schedule for Property Acquired After Bankruptcy Discharge. A blank copy is in Appendix C. The form is self-explanatory. When you've filled it out, follow these steps:

- Step 1:** Photocopy a Proof of Service by Mail (a blank copy is in Appendix C) and fill it out, but don't sign it.
- Step 2:** Make three photocopies of the Supplemental Schedule and the Proof of Service.
- Step 3:** Have a friend or relative mail the original Supplemental Schedule and a copy of the Proof of Service to the trustee and the U.S. Trustee, and then sign the original Proof of Service.
- Step 4:** File a copy of the Supplemental Schedule and the original Proof of Service with the bankruptcy court. No additional filing fee is required.
- Step 5:** Keep a copy of the Supplemental Schedule and the Proof of Service for your records.

In some areas, the court may require you to file amended bankruptcy papers. If that happens, follow the instructions in Ch. 7 in "Amending Your Bankruptcy Papers."

Property Not Listed in Your Papers

If, after your bankruptcy case is closed, you discover some property that you should have listed in your bankruptcy papers, you don't need to file any documents with the court. You must, however, notify the trustee. A sample letter is shown below.

Letter to Trustee

1900 Wishbone Place
Wilkes-Barre, PA 18704

October 22, 20xx

Francine J. Chen
Trustee of the Bankruptcy Court
217 Federal Building
197 S. Main St.
Wilkes-Barre, PA 18701

Dear Ms. Chen:

I've just discovered that I own some property I didn't know of while my bankruptcy case was open. Apparently, when I was a child I inherited a bank account from my uncle, the proceeds of which were supposed to be turned over to me when I turned 21. Although I turned 21 eight years ago, for some unknown reason I never got the money.

The account, #2424-5656-08 in the Bank of New England, 1700 Minuteman Plaza, Boston, MA 02442, has a balance of \$4,975.19. As you know, I opted for the federal exemptions in my case and do not own a home. I believe this property would be exempt under 11 U.S.C. § 522(d) (5). Please let me know how you intend to proceed.

Sincerely,

Ondine Wallace

Ondine Wallace



CAUTION

Omitting property could put your discharge at risk. If the trustee believes you were playing fast and loose with the bankruptcy court by intentionally omitting the property from your petition, the trustee can get your case reopened and attempt to cancel your discharge. If it would appear to a neutral person that your omission could have been deliberate, consult a bankruptcy lawyer before talking to the trustee.

Reopening Your Bankruptcy Case

If any of the new or newly discovered property is valuable and nonexempt, the trustee may try to reopen your case, take the property, and have it sold to pay your creditors. As noted above, the trustee will probably do this if it looks like the profit from selling the property will be large enough to offset the cost of reopening your bankruptcy case and administering the sale.

To get to these new assets, the trustee files a motion to reopen the case. Judges usually grant these motions, unless they think too much time has passed or the property isn't valuable enough to justify reopening. How much time constitutes "too much time" varies with the facts of the case. Once the case is reopened, the trustee asks the court for authorization to sell the new assets and distribute the proceeds.



CAUTION

Get help if you're fighting the trustee's attempt to reopen your case. If you can bear to lose the property, consider consenting to what the trustee wants. But if your discharge or valuable property is at stake, consult a bankruptcy lawyer. You could oppose the motion to reopen on your own, but you will need to do a lot of legal research. (See Ch. 10 for tips on lawyers and research.)

Newly Discovered Creditors

Perhaps you inadvertently failed to list a particular creditor on your schedule. As we pointed out in Ch. 7, you can always amend if you discover the omission while your bankruptcy case is still open. But suppose you don't become aware of your omission until your bankruptcy is closed. Does that mean that the debt

survives your bankruptcy? Not at all. If the creditor had actual knowledge of your bankruptcy, then it's the same as if the creditor were actually listed in your papers.

Suppose now that the omitted creditor didn't have actual knowledge, or, as is more common than you might think, you lost track of one or more of your creditors and had no way to identify them in your bankruptcy schedules. Even then, the chances are great that the debt will be considered discharged.

If yours was a no-asset case (that is, all your property was exempt), the debt is considered discharged unless, by being left out, your creditor lost the opportunity to contest the discharge on the ground that the debt was caused by your fraudulent or embezzling behavior, or by a willful and malicious act (such as assault or libel). It is often possible to reopen the bankruptcy and let the bankruptcy judge rule on whether the debt is, in fact, dischargeable. If the creditor sues you in state court for a judgment, you could argue the issue in that forum or have the case removed to bankruptcy court.

If yours was an asset case—that is, at some point in your case, your unsecured creditors received some property from your bankruptcy estate—your situation is more difficult. Your nonexempt assets were already distributed to your other unsecured creditors, so the omitted creditor would be unfairly discriminated against if the debt were discharged. If the debt is a large one, you might want to hire a lawyer to reopen the case and argue that the debt should be discharged due to your particular circumstances. (See Ch. 10 for advice on finding and working with a lawyer.)

Postbankruptcy Attempts to Collect Debts

After bankruptcy, creditors whose debts haven't been discharged are entitled to be paid. Creditors whose debts have been discharged may not pursue the debt further. But it isn't always clear into which category a creditor falls. The bankruptcy court doesn't give you an itemized list of your discharged debts. Instead, your final discharge paper merely explains the types of debts that are discharged in general terms. Because of this lack of specificity, it can be tough to figure out whether a particular debt has been wiped out.

How do you know which debts have been discharged and which debts must still be paid? Here's the general

rule: All the debts you listed in your bankruptcy papers are discharged unless a creditor successfully objected to the discharge of a particular debt in the bankruptcy court, or the debt falls in one of the following categories:

- student loans (unless you obtained a court ruling that it would be an undue hardship for you to repay them)
- taxes that became due within the past three years or that were assessed within the previous 240 days
- debts you took on to pay nondischargeable taxes
- child support or alimony
- fines and penalties or court fees
- debts related to personal injury or death caused by your intoxicated driving
- debts not discharged in a previous bankruptcy because of fraud or misfeasance
- certain condominium and cooperative fees incurred after your filing date, or
- loans you took out from a retirement fund.

Ch. 9 discusses all of these categories in more detail.

In addition, if only one spouse files for bankruptcy in a community property state, the other spouse's share of the community debts (debts incurred during the marriage) is generally also discharged. The community property states are Alaska (if the spouses agree in writing), Arizona, California, Idaho, Louisiana, Nevada, New Mexico, Texas, Washington, and Wisconsin.

Finally, as noted above, even if a debt is not listed in your bankruptcy papers, it will be considered discharged if yours was a no-asset case—unless the creditor could have successfully challenged the discharge in bankruptcy court if the creditor were properly notified of your case.

Even if you think some of your debts weren't discharged in bankruptcy, the creditors may never try to collect. Many creditors believe that bankruptcy cuts off their rights, period; even attorneys often don't understand that some debts survive bankruptcy.

If a creditor does try to collect a debt after your bankruptcy discharge, write to the creditor and state that your debts were discharged. Unless you're absolutely certain that the debt wasn't discharged—for example, a student loan for which the court denied your hardship request—this is a justifiable position for you to take.

Letter to Creditor

388 Elm Street
Oakdale, WY 95439

March 18, 20xx

Bank of Wyoming
18th and "J" Streets
Cheyenne, WY 98989

To Whom It May Concern:

I've received numerous letters from your bank claiming that I owe \$6,000 for charges between September 1997 and September 1999. I received a bankruptcy discharge of my debts on February 1, 20xx. I enclose a copy of the discharge for your reference.

Sincerely,

Brenda Woodruff

Brenda Woodruff

If the creditor ignores your letter and continues collection efforts, there are other ways to respond:

- **Amend your bankruptcy papers.** Remember that an unlisted debt is discharged in a no-asset case, unless the creditor was deprived of a chance to oppose the debt's discharge. You can reopen the bankruptcy, amend your papers to list the debt, and then see what the creditor does.
- **Do nothing.** The creditor knows you've just been through bankruptcy, have little or no nonexempt property, and probably have no way to pay the debt, especially all at once. Thus, if you don't respond to collection efforts, the creditor may decide to leave you alone, at least for a while.
- **Try to get judgments wiped out.** If a creditor sued you and won before you filed for bankruptcy, the creditor may try to collect on that judgment, unless you can convince a state court that the judgment was discharged in bankruptcy. Creditors can try to enforce judgments years after they won them, so it's a good idea for you to reopen the bankruptcy case and ask the judge to rule that the judgment is discharged. (See Ch. 7 for information on reopening your case.)

- **Negotiate.** Try to negotiate for a lower balance or a payment schedule that works for you. Again, the creditor knows you've just been through bankruptcy and may be willing to compromise.
- **Defend in court.** If the creditor sues you for the debt, you can raise any defenses you have to the debt itself.

EXAMPLE: The Department of Education sued Edna for failing to pay back a student loan she received. Edna refused to make the payments because the trade school she gave the money to went out of business before classes even began. Because this is a valid defense to the collection of a student loan, Edna should respond to the lawsuit and assert her defense.

- **Protest a garnishment or other judgment collection effort.** A creditor who has sued you and won a court judgment for a nondischargeable debt is likely to try to take (garnish) your wages or other property to satisfy the judgment. But the creditor can't take it all. What was exempt during bankruptcy is still exempt. (Appendix A lists exempt property.) Nonetheless, the creditor can still request that 25% of your wages be taken out of each paycheck. If the debt was for child support or alimony, the creditor can take even more: up to 60% if you don't currently support anyone and up to 50% if you do. Those amounts may increase by 5% if you haven't paid child support in more than 12 weeks.

Soon after the garnishment—or, in some states, before—the state court must notify you of the garnishment, what's exempt under your state's laws, and how you can protest. You can protest a garnishment if it isn't justified or causes you hardship. To protest, you'll have to file a document in the state court. That document goes by different names in different states. In New York, for example, it's called a Discharge of Attachment; in California, it's a Claim of Exemption. If you do protest, the state court must hold a hearing within a reasonable time, where you can present evidence as to why the court should not enforce the garnishment. The court may not agree, but it's certainly worth a try.

Protesting a wage garnishment is usually a relatively straightforward procedure. Because states are required to tell you how to proceed, you'll probably be able to handle it without the assistance of a lawyer.

Most states also have procedures for objecting to other types of property garnishments, such as a levy of a bank account. You'll have to do a bit of research at a law library to learn the exact protest procedure, which is generally similar to the one for protesting a wage garnishment. (See Ch. 10 for tips on doing your own research.)

Dealing With Difficult Debts After Bankruptcy

For some debts, such as taxes, child support, or alimony, exempt property may be taken and a garnishment protest will do little good. Don't be surprised if the U.S. Treasury Department initially garnishes nearly 100% of your wages to pay back federal income taxes. The best strategy here is to attempt to negotiate the amount down, not to fight the creditor's right to garnish in the first place.

Attempts to Collect Clearly Discharged Debts

If a creditor tries to collect a debt that clearly was discharged in your bankruptcy, you should respond at once with a letter like the one shown below. Again, you can assume a debt was discharged if you listed it in your bankruptcy papers, the creditor didn't successfully object to its discharge, and it doesn't fall into one of the nondischargeable categories listed under "Post-bankruptcy Attempts to Collect Debts," above. Also, if yours was a no-asset case, you can assume the debt was discharged even if the debt wasn't listed. If you live in a community property state and your spouse filed alone, your share of the community debts is also generally considered discharged.

If a debt was discharged, the law prohibits creditors from filing a lawsuit, sending you collection letters, calling you, withholding credit, and threatening to file or actually filing a criminal complaint against you.

Letter to Creditor

1905 Fifth Road
N. Miami Beach, FL 35466

March 18, 20xx

Bank of Miami
2700 Finances Hwy
Miami, FL 36678

To Whom It May Concern:

I've been contacted once by letter and once by phone by Rodney Moore of your bank. Mr. Moore claims that I owe \$4,812 on Visa account number 1234 567 890 123.

As you're well aware, this debt was discharged in bankruptcy on February 1, 20xx. Thus, your collection efforts violate federal law, 11 U.S.C. § 524. If they continue, I won't hesitate to pursue my legal rights, including bringing a lawsuit against you for harassment.

Sincerely,

Dawn Schaffer

Dawn Schaffer

If the collection efforts don't immediately stop, you'll likely need the assistance of a lawyer to write the creditor again and, if that doesn't work, to sue the creditor for harassment. If the creditor sues you over the debt, you'll want to raise the discharge as a defense and sue the creditor yourself to stop the illegal collection efforts. The court has the power to hold the creditor in contempt of court. The court may also fine the creditor for the humiliation, inconvenience, and anguish you suffered, and order the creditor to pay your attorneys' fees. (See, for example, *In re Barbour*, 77 B.R. 530 (E.D. N.C. 1987), where the court fined a creditor \$900 for attempting to collect a discharged debt.)

You can bring a lawsuit to stop collection efforts in state court or in the bankruptcy court. Bankruptcy courts are often more familiar with the prohibitions against collection and may be more sympathetic to you. If the creditor sues you (almost certainly in state court), you or your attorney can file papers requesting that the case be transferred to the bankruptcy court.

Attempts to Revoke Your Discharge

In rare instances, a trustee or creditor may ask the bankruptcy court to revoke the discharge of *all* your debts. If the trustee or a creditor attempts to revoke your discharge, consult a bankruptcy attorney. (See Ch. 10 for tips on finding a lawyer.)

Your discharge can be revoked only if the creditor or trustee proves any of the following:

- You obtained the discharge through fraud that the trustee or creditor discovered after your discharge.
- You intentionally didn't tell the trustee that you acquired property from an inheritance, a divorce settlement, or a life insurance policy or death benefit plan within 180 days after you filed for bankruptcy.
- Before your case was closed, you refused to obey an order of the bankruptcy court or, for a reason other than the privilege against self-incrimination, you refused to answer an important question asked by the court.

For the court to revoke your discharge on the basis of fraud, the trustee or creditor must file a complaint within one year of your discharge. For the court to revoke your discharge on the basis of your fraudulent failure to report property or your refusal to obey an order or answer a question, the complaint must be filed either within one year of your discharge or before your case is closed, whichever is later. You're entitled to receive a copy of the complaint and to respond, and the court must hold a hearing on the matter before deciding whether to revoke your discharge.

If your discharge is revoked, you'll owe your debts, just as if you'd never filed for bankruptcy. Any payment your creditors received from the trustee, however, will be credited against what you owe.

Postbankruptcy Discrimination

Although declaring bankruptcy has serious consequences, it might not be as bad as you think. There are laws that will protect you from most types of postbankruptcy discrimination by the government and by private employers.

Government Discrimination

All federal, state, and local governmental units are prohibited from denying, revoking, suspending, or refusing to renew a license, permit, charter, franchise, or other similar grant solely because you filed for bankruptcy. (11 U.S.C. § 525(a).) This law provides important protections, but it does not insulate debtors from all adverse consequences of filing for bankruptcy. Lenders, for example, can consider your bankruptcy filing when reviewing an application for a government loan or extension of credit. (See, for example, *Watts v. Pennsylvania Housing Finance Co.*, 876 F.2d 1090 (3rd Cir. 1989) and *Toth v. Michigan State Housing Development Authority*, 136 F.3d 477 (6th Cir. 1998).) Still, under this provision of the Bankruptcy Code, the government cannot use your bankruptcy as a reason to:

- deny you a job or fire you
- deny you or terminate your public benefits
- evict you from public housing (although if you have a Section 8 voucher, you may not be protected)
- deny you or refuse to renew your state liquor license
- withhold your college transcript
- deny you a driver's license, or
- deny you a contract, such as a contract for a construction project.

In addition, lenders may not exclude you from government-guaranteed student loan programs. (11 U.S.C. § 525(c).)

In general, once any government-related debt has been discharged, all acts against you that arise out of that debt also must end. If, for example, you lost your driver's license because you didn't pay a court judgment that resulted from a car accident, you must be granted a license once the debt is discharged. If your license was also suspended because you didn't have insurance, you may not get your license back until you meet the requirements set forth in your state's financial responsibility law.

If, however, the judgment wasn't discharged, you can still be denied your license until you pay up. If you and the government disagree about whether or not the debt was discharged, see "Postbankruptcy Attempts to Collect Debts," above.

Keep in mind that only government denials based on your bankruptcy are prohibited. You may be denied a loan, job, or apartment for reasons unrelated to the bankruptcy. This includes denials for reasons related to your future creditworthiness—for example, because the government concludes you won't be able to repay a Small Business Administration loan.

Nongovernment Discrimination

Private employers may not fire you or otherwise discriminate against you solely because you filed for bankruptcy. (11 U.S.C. § 525(b).) While the law expressly prohibits employers from firing you, it is unclear whether the act prohibits employers from refusing to hire you because you went through bankruptcy.

Unfortunately, other forms of discrimination in the private sector aren't illegal. If you seek to rent an apartment and the landlord does a credit check, sees your bankruptcy, and refuses to rent to you, there's not much you can do other than try to show that you'll pay your rent and be a responsible tenant. It's often helpful if you can prepay your rent for a few months, or, if it is permitted under your state's laws, provide a bigger security deposit. (However, if you file for bankruptcy in the midst of a lease, your landlord cannot use this as grounds to evict you before the lease term is up.)

If a private employer refuses to hire you because of a poor credit history—not because you filed for bankruptcy—you may have little recourse.

If you suffer illegal discrimination because of your bankruptcy, you can sue in state court or in the bankruptcy court. You'll probably need the assistance of an attorney.

Rebuilding Credit

Although a bankruptcy filing can remain on your credit record for up to ten years after your discharge, you can probably rebuild your credit in about three years to the point that you won't be turned down for a major loan (although the current credit crisis may make the process more difficult). Most creditors look for steady employment and a history, since bankruptcy, of making and paying for purchases on credit. And many creditors disregard a bankruptcy completely after about five years.



RESOURCE

Rebuilding your credit. For more information on rebuilding your credit, see [Credit Repair](#), by Robin Leonard and John Lamb (Nolo).

Should You Rebuild Your Credit?

Habitual overspending can be just as hard to overcome as excessive gambling or drinking. If you think you may be a compulsive spender, one of the worst things you might do is rebuild your credit. You need to get a handle on your spending habits, not give yourself more opportunities to indulge them.

Debtors Anonymous is a 12-step support program similar to Alcoholics Anonymous. It has programs nationwide. If a Debtors Anonymous group or a therapist recommends that you stay out of the credit system for a while, follow that advice. Even if you don't feel you're a compulsive spender, paying as you go may still be the best strategy.

Debtors Anonymous meets all over the country. Take a look at their website, which is extremely informative, at www.debtorsanonymous.org. To find a meeting near you, consult the website, call directory assistance, or send a self-addressed stamped envelope to Debtors Anonymous, General Services Board, P.O. Box 920888, Needham, MA 02492-0009. Or call and speak to a volunteer or leave a message at 781-453-2743.

Create a Budget

The first step to rebuilding your credit is to create a budget. Making a budget will help you control impulses to overspend and help you start saving money—an essential part of rebuilding your credit. The budget counseling you had to get during your bankruptcy case should give you a good start.

Before you put yourself on a budget that limits how much you spend, take some time to find out exactly how much money you spend right now. Write down every cent you spend for the next 30 days: 50¢ for the paper, \$2 for your morning coffee, \$5 for lunch, \$3 for the bridge or tunnel toll, and so on. If you omit any money spent, your picture of how much you spend, and your budget, will be inaccurate.

At the end of the 30 days, review your ledger. Are you surprised? Are you impulsively buying things, or do you tend to buy the same types of things consistently? If the latter, you'll have an easier time planning a budget than if your spending varies tremendously from day to day.

Think about the changes you need to make to put away a few dollars at the end of every week. Even if you think there's nothing to spare, try to set a small goal—even \$5 a week. It will help. If you spend \$2 per day on coffee, that adds up to \$10 per week and at least \$40 per month. Making coffee at home might save you most of that amount. If you buy the newspaper at the corner store every day, consider subscribing. A subscription doesn't involve extending credit; if you don't pay, they simply stop delivering.

Once you understand your spending habits and identify the changes you need to make, you're ready to make a budget. At the top of a sheet of paper, write down your monthly net income—that is, the amount you bring home after taxes and other mandatory deductions. At the left, list everything you spend money on in a month. Include any bank or other deposit accounts you use or plan to use for saving money and any nondischarged, reaffirmed, or other debts you make payments on. To the right of each item, write down the amount of money you spend, deposit, or pay each month. Finally, total up the amount. If it exceeds your monthly income, make some changes—by eliminating or reducing unnecessary expenditures—and start over. Once your budget is final, stick to it.

Avoiding Financial Problems

These nine rules, suggested by people who have been through bankruptcy, will help you stay out of financial trouble.

- 1. Create a realistic budget and stick to it.**
- 2. Don't buy on impulse.** When you see something you hadn't planned to purchase, go home and think it over. It's unlikely you'll decide to return to the store and buy it.
- 3. Avoid sales.** Buying a \$500 item on sale for \$400 isn't a \$100 savings if you didn't need the item in the first place.
- 4. Get medical insurance.** Because you can't avoid medical emergencies, living without medical insurance is an invitation to financial ruin.
- 5. Charge items only if you could pay for them now.** Don't charge based on future income; sometimes future income doesn't materialize.
- 6. Avoid large house payments.** Obligate yourself only for what you can now afford and increase your mortgage payments only as your income increases. Again, don't obligate yourself based on future income that you might not have.
- 7. Think long and hard before agreeing to cosign or guarantee a loan for someone.** Your signature obligates you as if you were the primary borrower. You can't be sure that the other person will pay.
- 8. Avoid joint obligations with people who have questionable spending habits—even your spouse or significant other.** If you incur a joint debt, you're probably liable for it all if the other person defaults.
- 9. Avoid high-risk investments,** such as speculative real estate, penny stocks, and junk bonds. Invest conservatively in things such as certificates of deposit, money market funds, and government bonds. And never invest more than you can afford to lose.

Keep Your Credit File Accurate

Rebuilding your credit requires you to keep incorrect information out of your credit file.

Start by obtaining a copy of your file from one of the “big three” credit reporting agencies:

- Equifax, P.O. Box 740241, Atlanta, GA 30374; 800-685-1111; www.equifax.com
- Experian, P.O. Box 2104, Allen, TX 75013-2104; 888-EXPERIAN; www.experian.com, and
- TransUnion, Consumer Disclosure Center, P.O. Box 2000, Chester, PA 19022; 800-888-4213; www.transunion.com.

You can request a report from one or more of these agencies by contacting the Annual Credit Report Request Service, P.O. Box 105281, Atlanta, GA 30348-5281; 877-322-8228; www.annualcreditreport.com.

You will need to provide your name and any previous names, addresses for the last two years, telephone number, year or date of birth, employer, and Social Security number.

You are entitled to a free copy of your credit report once a year, thanks to an amendment to the Fair Credit Reporting Act (FCRA). For more information, follow the links at www.ftc.gov.

You can also get a free copy of your report once a year if, within the past 60 days, you were denied credit based on something in your credit report. You are entitled to a free copy if you are on public assistance or if you're unemployed and planning to look for work in the next 60 days. In addition, you can have a free copy if you believe that your file contains errors due to identity theft (fraudulent use of your name, Social Security number, and so on). If you are not entitled to a free copy of your report, expect to pay no more than \$9 for a copy from one of the credit reporting bureaus.



CAUTION

Don't pay for a credit score. The credit reporting agency might offer to tell you your credit *score*, for a fee. You don't need that now. Your goal is to check your credit *report* to make sure the information in it is accurate.

In addition to your credit history, your credit report will tell you the sources of the information it contains and the names of people or institutions that have received your file within the last year, or within the last two years if they sought your file for employment reasons.

Credit files can contain negative information for up to seven years, except for bankruptcy filings, which can remain in your file for ten years. You will want to challenge outdated entries as well as incorrect or incomplete information. The credit reporting agency must investigate the accuracy of anything you challenge within 30 days, and either correct it or, if it can't verify the item, remove it.

When Discharged Debts Appear on Your Credit Report

On occasion, a creditor will continue to report a debt that has been discharged in bankruptcy. Although some courts have ruled that listing a discharged debt on a credit report is an attempt to collect the debt in violation of the federal discharge injunction, other courts have allowed the credit reporting agency to continue reporting the debt. This issue is subject to much litigation. If a clearly discharged debt shows up on your credit report, see a bankruptcy lawyer to find out whether it makes sense for you to take action against the creditor and/or the credit reporting agency.

If, after the investigation, the agency keeps information in your file that you still believe is wrong, you are entitled to write a statement of up to 100 words giving your version, to be included in your file. Be sure the statement is tied to a particular item in your file. When the item eventually is removed from your file, the statement will be also. If you write a general “my life was a mess and I got into debt” statement, however, it will stay for a full seven years from the date you submit it, even if the negative items come out sooner. An example of a statement is shown below.

Letter to Credit Reporting Agency

74 Ash Avenue
Hanover, NH 03222

March 18, 20xx

Credit Reporters of New England
4118 Main Blvd.
Manchester, NH 03101

To Whom It May Concern:

Your records show that I am unemployed. That's incorrect. I am a self-employed cabinetmaker and carpenter. I work out of my home and take orders from people who are referred to me through various sources. My work is known in the community and that's how I earn my living.

Sincerely,

Denny Porter

Denny Porter

Your statement, or a summary of it, must be given to anyone who receives your credit file. In addition, if you request it, the agency must pass on a copy or summary of your statement to any person who received your report within the past year, or two years if your report was requested for employment-related reasons.

You also want to keep new negative information out of your file. To do this, remain current on your bills. What you owe, as well as how long it takes you to pay, will show up in that file.

In addition to information about credit accounts, credit reports also contain information from public records, including arrests and lawsuits.

After receiving your bankruptcy discharge, be sure to modify public records to reflect what occurred in the bankruptcy, so wrong information won't appear in your credit file. For example, if a court case was pending against you at the time you filed for bankruptcy and, as part of the bankruptcy, the potential judgment against you was discharged, be sure the court case is formally dismissed. You may need the help of an attorney. (See Ch. 10 for information on finding a lawyer.)

Avoid Credit Repair Agencies

You've probably seen ads for companies that claim they can fix your credit, qualify you for a loan, and get you a credit card. Stay clear of these companies. Their practices are almost always deceptive and sometimes illegal. Some steal the credit files or Social Security numbers of people who have died or live in places like Guam or the U.S. Virgin Islands, and then replace your file with these other files. Others create new identities for debtors by applying to the IRS for a taxpayer ID number and telling debtors to use it in place of their Social Security number.

But even the legitimate companies can't do anything for you that you can't do yourself. If items in your credit file are correct, these companies cannot get them removed. About the only difference between using a legitimate credit repair agency and doing it yourself is the money you will save by going it alone.

Negotiate With Some Creditors

If you owe any debts that show up as past due on your credit file (perhaps the debt wasn't discharged in bankruptcy, was reaffirmed in bankruptcy, or was incurred after you filed), you can take steps to make them current. Contact the creditor and ask that the item be removed in exchange for either full or partial payment. On a revolving account (such as a department store), ask the creditor to "re-age" the account—that is, to make the current month the first repayment month and show no late payments on the account.

Stabilize Your Income and Employment

Your credit history is not the only thing lenders will consider in deciding whether to give you credit. They also look carefully at the stability of your income and employment. Plus, if you start getting new credit before you're back on your feet financially, you'll end up in the same mess that led you to file for bankruptcy in the first place.

Get a Credit Card

Once you have your budget and some money saved, you can begin to get some positive information in your credit file. One way to do this is by getting a secured credit card.

Some banks will give you a credit card and a line of credit if you deposit money into a savings account. In exchange, you cannot remove the money from your account. Because it's difficult to guarantee a hotel reservation or rent a car without presenting at least one major credit card, get such a card if you truly believe you'll control any impulses to overuse—or even use it.

Another reason to have these cards is that, in a few years, banks and other large creditors will be more apt to grant you credit if, since your bankruptcy, you've made and paid for purchases on credit. A major drawback with these cards, however, is that they often have extremely high interest rates. So use the card only to buy inexpensive items you can pay for when the bill arrives. Otherwise, you're going to pay a bundle in interest and may end up back in financial trouble.

Be sure to shop around before signing up for a secured credit card. Even though you just filed for bankruptcy, you'll probably still get offers for unsecured cards in the mail. Often, these cards have better terms than do secured cards. If you do choose a secured credit card, be sure it isn't secured by your home.



CAUTION

Avoid credit card look-alikes. Some cards allow you to make purchases only from the issuing company's own catalogs. The items in the catalog tend to be overpriced and of mediocre quality. And your use of the card isn't reported to credit reporting agencies, so you won't be rebuilding your credit.

Work With a Local Merchant

Another step to consider in rebuilding your credit is to approach a local merchant (such as a jewelry or furniture store) about purchasing an item on credit. Many local stores will work with you in setting up a payment schedule, but be prepared to put down a deposit of up to 30%, pay a high rate of interest, or find someone to cosign the loan.

Borrow From a Bank

Bank loans provide an excellent way to rebuild credit. A few banks offer something called a passbook savings loan. But, in most cases, you'll have to apply for a standard bank loan. You probably won't qualify for a standard bank loan unless you bring in a cosigner, offer some property as collateral, or agree to a very high rate of interest.

The amount you can borrow will depend on how much the bank requires you to deposit (in the case of a passbook loan) or its general loan term limits.

Banks that offer passbook loans typically give you one to three years to repay the loan. But don't pay the loan back too soon—give it about six to nine months to appear on your credit file. Standard bank loans are paid back on a monthly schedule.

Before you take out any loan, be sure you understand the terms:

- **Interest rate.** The interest rate on your loan will probably be between two and six percentage points more than what the bank charges its customers with the best credit.
- **Prepayment penalties.** Usually, you can pay the loan back as soon as you want without incurring any prepayment penalties. Prepayment penalties are fees banks sometimes charge if you pay back a loan early and the bank doesn't collect as much interest from you as it had expected. The penalty is usually a small percentage of the loan amount.
- **Whether the bank reports the loan to a credit reporting agency.** This is key; the whole reason you want to take out the loan is to rebuild your credit, which means you want the loan to appear in your file. You may have to make several calls to find a bank that reports the loan. ●

Which Debts Are Discharged

Debts That Will Be Discharged in Bankruptcy	270
Credit Card Debts.....	270
Medical Bills.....	270
Lawsuit Judgments.....	270
Debts Arising From Car Accidents	271
Obligations Under Leases and Contracts.....	271
Personal Loans and Promissory Notes.....	271
Other Obligations.....	271
Debts That Survive Chapter 7 Bankruptcy	271
Debts Not Dischargeable Under Any Circumstances.....	272
Debts Not Dischargeable Unless You Can Prove That an Exception Applies	274
Debts Not Dischargeable in Bankruptcy If the Creditor Successfully Objects	279
Disputes Over Dischargeability.....	281
Complaints to Determine Dischargeability.....	281
Creditor Objections to Discharges.....	281
Objections on the Basis of Credit Card Fraud.....	284

Not all debts can be discharged in a Chapter 7 bankruptcy. Some debts survive the bankruptcy process—they remain valid and collectable, just as they were before you filed for bankruptcy. To understand exactly what bankruptcy will do for you, you need to know which of your debts, if any, you will still owe after your bankruptcy case is over.

When granting your final discharge, the bankruptcy court won't specify which of your debts have been discharged. Instead, you'll receive a standard form from the court stating that you have received a discharge. (A copy appears in Ch. 7.) This chapter helps you figure out exactly which of your debts are discharged and which debts may survive.

Here's the lay of the land:

- Certain kinds of debts are always discharged in bankruptcy, except in rare circumstances.
- Some types of debts are never discharged in bankruptcy.
- Student loan and income tax debts are not discharged unless you can prove that your situation is an exception to the rule.
- Some types of debts are discharged unless the creditor comes to court and successfully objects to the discharge.

Debts Your Creditors Claim Are Nondischargeable

Some of your creditors may claim that the debts you owe them cannot be wiped out in bankruptcy. For example, computer leases—for software and hardware—often contain clauses stating that if you're unable to complete the lease period, you can't eliminate the balance of the debt in bankruptcy.

Don't fall for these arguments. The only debts you can't discharge in bankruptcy are the ones specifically listed in the Bankruptcy Code as nondischargeable—and we'll describe them in this chapter. Don't let your creditors intimidate you into thinking otherwise.

Debts That Will Be Discharged in Bankruptcy

Certain types of debts will be discharged—that is, you will no longer be responsible for repaying them—when you receive your Chapter 7 discharge. The bankruptcy trustee will divide your nonexempt assets (if you have any) among your creditors, then the court will discharge any amount that remains unpaid at the end of your case.

Credit Card Debts

Without a doubt, the vast majority of those who file for bankruptcy are trying to get rid of credit card debts. Happily for these filers, most bankruptcies succeed in this mission. With a few rare exceptions for cases involving fraud or luxury purchases immediately prior to your bankruptcy (outlined in “Debts That Survive Chapter 7 Bankruptcy,” below), credit card debts are wiped out in bankruptcy.

Medical Bills

Many people who file for bankruptcy got into financial trouble because of medical bills. Some 40 million Americans have no medical insurance or other access to affordable medical care and must rely on emergency rooms for their primary care. Many more millions of working Americans either have inadequate insurance from their employers or can't afford the plans that are available to them.

Luckily, bankruptcy provides an out: Your medical bills will be discharged at the end of your bankruptcy case. In fact, billions of dollars in medical bills are discharged in bankruptcy every year.

Lawsuit Judgments

Most civil court cases are about money. If someone wins one of these lawsuits against you, the court issues a judgment ordering you to pay. If you don't come up with the money voluntarily, the judgment holder is entitled to collect it by, for example, grabbing your bank account, levying your wages, or placing a lien on your home.

Money judgments are almost always dischargeable in bankruptcy, regardless of the facts that led to the lawsuit in the first place. There are a couple of exceptions (discussed in “Debts That Survive Chapter 7 Bankruptcy,” below), but in the vast majority of cases, money judgments are discharged. Even liens on your home arising from a court money judgment can be cancelled if they interfere with your homestead exemption. (See Ch. 5 for more on how bankruptcy affects a judicial lien on your home.)

Debts Arising From Car Accidents

Car accidents usually result in property damage and sometimes in personal injuries. Often, the driver who was responsible for the accident is insured and doesn't have to pay personally for the damage or injury. Sometimes, however, the driver who was at fault either has no insurance or has insurance that isn't sufficient to pay for everything. In that situation, the driver is financially responsible for the harm.

If the accident was the result of the debtor's negligence—careless driving or failing to drive in a prudent manner—the debt arising from the accident can be discharged in bankruptcy. The debt might also qualify for discharge even if it resulted from reckless driving. If, however, the accident was the result of the driver's willful and malicious act (defined in “Debts Not Dischargeable in Bankruptcy If the Creditor Successfully Objects,” below) or drunk driving, it will survive bankruptcy.

Obligations Under Leases and Contracts

Increasingly in our society, things are leased rather than owned. And most leases have severe penalty clauses that kick in if you are unable to make the monthly payment or do something else the lease requires you to do.

Some debtors also have obligations under a contract, such as a contract to sell real estate, buy a business, deliver merchandise, or perform in a play. The other party may want to force you to hold up your end of the deal, even if you don't want (or are unable) to, and sue you for breach of contract damages.

Obligations and liabilities under these types of agreements can also be discharged in bankruptcy. Almost always, filing for bankruptcy will convert your lease or contractual obligation into a dischargeable debt, unless the trustee believes the lease or contract will produce money to pay your unsecured creditors or the court finds that you've filed for bankruptcy precisely for the purpose of getting out of a personal services contract (such as a recording contract).

Personal Loans and Promissory Notes

Money you borrow in exchange for a promissory note (or even a handshake and an oral promise to pay the money back) is almost always dischargeable in bankruptcy. As with any debt, however, the court may refuse to discharge a loan debt if the creditor can prove that you acted fraudulently. (See “Debts That Survive Chapter 7 Bankruptcy,” below.) But that almost never happens.

Other Obligations

The sections above outline the most common debts that are discharged in bankruptcy, but this isn't an exhaustive list. Any obligation or debt will be discharged unless it fits within one of the exceptions discussed in “Debts That Survive Chapter 7 Bankruptcy,” below.

Debts That Survive Chapter 7 Bankruptcy

Under bankruptcy law, there are several categories of debt that are “not dischargeable” in Chapter 7 (that is, you will still owe them after your bankruptcy is final):

- Some debts can't be discharged under any circumstances.
- Some will not be discharged unless you convince the court that the debts fit within a narrow exception to the rule.
- Some will not be discharged, but only if the creditor convinces the court that they shouldn't be.

Are Secured Debts Dischargeable?

Some types of secured debts are contractually linked to specific items of property, called collateral. If you don't pay the debt, the creditor can take the collateral. The most common secured debts include loans for cars and homes. If you have a debt secured by collateral, bankruptcy eliminates your personal liability for the underlying debt—that is, the creditor can't sue you to collect the debt itself. But bankruptcy doesn't eliminate the creditor's hold, or "lien," on the property that served as collateral under the contract. Other types of secured debts arise involuntarily, often as a result of a lawsuit judgment or an enforcement action by the IRS on taxes that are old enough to be discharged (covered below). In these cases, too, bankruptcy gets rid of the underlying debt, but may not eliminate a lien placed on your property by the IRS or a judgment creditor.

Chapter 7 bankruptcy offers several options for dealing with secured debts, such as buying the property from the creditor for its replacement value, reaffirming the contract, or surrendering the property. Secured debts and options for dealing with them are discussed in Ch. 5.

Debts Not Dischargeable Under Any Circumstances

There are certain debts that bankruptcy doesn't affect at all: You will continue to owe them just as if you had never filed.

Domestic Support Obligations

Debts defined as "domestic support obligations" are not dischargeable. Domestic support obligations are child support, alimony, and any other debt that is in the nature of alimony, maintenance, or support. For example, one spouse may have agreed to pay some of the other spouse's or the children's future living expenses (shelter, clothing, health insurance, and transportation) in exchange for a lower support obligation. The obligation to pay future living expenses may be treated as support owed to the other spouse (and considered nondischargeable), even though no court ordered it.

If one spouse is responsible for paying the other spouse's attorney fees, numerous courts have held that this is a debt in nature of support. However, what one spouse owes to his or her own lawyer is not in the nature of support and can be discharged. (See *In re Rios*, 901 F.2d 71 (7th Cir. 1990); see also *In re Chase*, 372 B.R. 133 (S.D. N.Y. 2007), in which the court rejected the debtor's attorney's many arguments as to why the debtor's attorney fees should survive bankruptcy, including claims of fraud and false pretenses.)

To be nondischargeable under this section, a domestic support obligation must have been established—or must be capable of becoming established—in:

- a separation agreement, divorce decree, or property settlement agreement
- an order of a court authorized by law to impose support obligations, or
- a determination by a child support enforcement agency or other government unit that is legally authorized to impose support obligations.

A support obligation that has been assigned to a private entity for reasons other than collection (for example, as collateral for a loan) is dischargeable. This exception rarely applies, however: Almost all assignments of support to government or private entities are made for the purpose of collecting the support.

Other Debts Owed to a Spouse, Former Spouse, or Child

Under the old bankruptcy law, debts owed to a spouse or child, other than support that arose from a divorce or separation, were discharged unless the spouse or child appeared in court to contest the debt. Under the 2005 bankruptcy law, this category of debt is now automatically nondischargeable. The most common of these types of debts is when one spouse agrees to assume responsibility for marital debt or promises to pay the other spouse in exchange for his or her share of the family home. These types of obligations will now be nondischargeable if they are owed to a spouse, former spouse, or child, and arose out of "a divorce or separation or in connection with a separation agreement, divorce decree, or other order of a court of record, or a determination made in accordance with State or territorial law by a governmental unit." (11 U.S.C. Section 523 (15).)

Note that this rule doesn't apply to debts arising from a separation agreement between domestic partners. This is one example of many as to why civil unions do not provide the same benefits as marriage.

Fines, Penalties, and Restitution

You can't discharge fines, penalties, or restitution that a federal, state, or local government has imposed to punish you for violating a law. Examples include:

- fines or penalties imposed under federal election law
- charges imposed for time spent in a court jail (*In re Donohue*, No. 05-01651 (N.D. Iowa 2006))
- fines for infractions, misdemeanors, or felonies
- fines imposed by a judge for contempt of court
- fines imposed by a government agency for violating agency regulations
- surcharges imposed by a court or agency for enforcement of a law
- restitution you are ordered to pay to victims in federal criminal cases, and
- debts owed to a bail bond company as a result of bond forfeiture.

However, one court has held that a restitution obligation imposed on a minor in a juvenile court proceeding can be discharged, because it isn't punitive in nature. (*In re Sweeney*, 341 B.R. 35 (10th Cir. BAP 2006).)

Certain Tax Debts

While regular income tax debts are dischargeable if they are old enough and meet some other requirements (discussed in "Debts Not Dischargeable Unless You Can Prove That an Exception Applies," below), other types of taxes are frequently not dischargeable. The specific rules depend on the type of tax.

Fraudulent income taxes. You cannot discharge debts for income taxes if you didn't file a return or you were intentionally avoiding your tax obligations. Returns filed on your behalf by the IRS are not considered filed by you, and therefore don't make you eligible for a discharge of income tax debt.

Property taxes. Property taxes aren't dischargeable unless they became due more than a year before you file for bankruptcy. Even if your personal liability to pay the property tax is discharged, however, the tax

lien on your property will remain. From a practical standpoint, this discharge won't help you much, because you'll have to pay off the lien before you can transfer the property with clear title. In fact, you may even face a foreclosure action by the property tax creditor if you take too long to come up with the money.

Other taxes. Other types of taxes that aren't dischargeable are mostly business related: payroll taxes, excise taxes, and customs duties. Sales, use, and poll taxes are also probably not dischargeable.



SEE AN EXPERT

Get help for business tax debts. If you owe any of these nondischargeable tax debts, see a bankruptcy attorney before you file.

Court Fees

If you are a prisoner, you can't discharge a fee imposed by a court for filing a case, motion, complaint, or appeal, or for other costs and expenses assessed for that court filing, even if you claimed that you were unable to afford the fees. (You can discharge these types of fees in Chapter 13, however.)

Intoxicated Driving Debts

If you kill or injure someone while you are driving and are illegally intoxicated by alcohol or drugs, any debts resulting from the incident aren't dischargeable. Even if a judge or jury finds you liable but doesn't specifically find that you were intoxicated, the debt may still be nondischargeable. The judgment against you won't be discharged if the bankruptcy court (or a state court in a judgment collection action) determines that you were, in fact, intoxicated.

Note that this rule applies only to personal injuries: Debts for property damage resulting from your intoxicated driving are dischargeable.

EXAMPLE: Christopher was in a car accident in which he injured Ellen and damaged her car. He was convicted of driving under the influence. Several months later, Christopher filed for bankruptcy and listed Ellen as a creditor. After the bankruptcy case was over, Ellen sued Christopher,

claiming that the debt wasn't discharged because Christopher was driving while intoxicated. (She didn't have to file anything in the bankruptcy proceeding.) If Ellen shows that Christopher was illegally intoxicated under his state's laws, she will be able to pursue her personal injury claim against him. She is barred, however, from trying to collect for the damage to her car.

Condominium, Cooperative, and Homeowners' Association Fees

You cannot discharge fees assessed after your bankruptcy filing date by a membership association for a condominium, housing cooperative, or lot in a homeownership association if you or the trustee have an ownership interest in the condominium, cooperative, or lot. As a practical matter, this means that any fees that become due after you file for Chapter 7 bankruptcy will survive the bankruptcy, but fees you owed prior to filing will be discharged.

Debts for Loans From a Retirement Plan

If you've borrowed from your 401(k) or other retirement plan that is qualified under IRS rules for tax-deferred status, you'll be stuck with that debt. Bankruptcy does not discharge 401(k) loans. Why not? Because only debts you owe to another person or entity can be discharged in bankruptcy. A 401(k) loan is money you borrowed from yourself. (You can, however, discharge a loan from a retirement plan in Chapter 13.)

Debts You Couldn't Discharge in a Previous Bankruptcy

If a bankruptcy court dismissed a previous bankruptcy case because of your fraud or other bad acts (for instance, misfeasance or failure to cooperate with the trustee), you cannot discharge any debts that you tried to discharge in that earlier bankruptcy. (This rule doesn't affect debts you incurred after filing the earlier bankruptcy case.)

EXAMPLE: You filed for Chapter 7 bankruptcy in 2001, during a really rough time in your life. You had received a Chapter 7 discharge in 1998, which made you ineligible to file for Chapter 7 again

before 2004, so you used a phony Social Security number when you filed in 2001. The court quickly discovered your ruse and dismissed your case. Luckily for you, you were not prosecuted for fraud. In 2007, you want to file a Chapter 7 case again. You can, because eight years have passed since you received your 1998 discharge. Because of your dishonesty, however, you won't be able to discharge any of the debts you listed in your 2001 case.

Debts Not Dischargeable Unless You Can Prove That an Exception Applies

Some debts cannot be discharged in Chapter 7 unless you show the bankruptcy court that the debt really is dischargeable because it falls within an exception. To get this type of debt discharged, you can take one of two courses of action:

- While your case is open, ask the bankruptcy court to rule that the debt should be discharged. To do this, you have to file and serve a Complaint to Determine Dischargeability of a Debt and then show, in court, that your debt isn't covered by the general rule. (The grounds and procedures for getting such debts discharged are discussed in "Disputes Over Dischargeability," below.) If you succeed, the court will rule that the debt is discharged, and the creditor won't be allowed to collect it after bankruptcy.
- In the alternative, you may decide not to take any action during your bankruptcy. If the creditor attempts to collect after your case is closed, you can try to reopen your bankruptcy and raise the issue then (by bringing a contempt motion or by filing a Complaint to Determine Dischargeability). Or, you can wait until the creditor sues you over the debt (or, if you've already lost a lawsuit, until the creditor tries to collect on the judgment), then argue in state court that the debt has been discharged.

The advantage of not raising the issue in the bankruptcy court is that you avoid the hassle of litigating the issue. And the problem may never come up again if the creditor doesn't sue you. The down side to this strategy is that questions about whether the debt has been discharged will be left hanging over your head after the bankruptcy case is over.

As a general rule, you are better off litigating issues of dischargeability in the bankruptcy court—either during or after your bankruptcy—because bankruptcy courts tend to tilt in the interest of giving the debtor a fresh start, and may be more willing to give you the benefit of the doubt.

If your creditor is a federal or state taxing agency or a student loan creditor, you are probably better off raising the issue during your bankruptcy. On the other hand, you might be better off not raising the issue in your bankruptcy case if you're up against an individual creditor whose claim is not big enough to justify hiring a lawyer. These creditors are probably less likely to pursue you—or even know that they can—after your bankruptcy is over.

Student Loans

Under the old law, student loans made by nonprofit organizations were not dischargeable unless the debtor could show undue hardship. The 2005 law extends to virtually all student loans, whether made by nonprofit or commercial entities.

Specifically, in addition to loans provided by a nonprofit or government institution, the new law provides that any other “qualified educational loan” (as defined by the Internal Revenue Code) will not be discharged in bankruptcy unless the debtor shows undue hardship. The Internal Revenue Code (Section 221(d)(1)) defines a qualified educational loan as:

“any indebtedness incurred by the taxpayer solely to pay qualified higher education expenses—

“(A) which are incurred on behalf of the taxpayer, the taxpayer’s spouse, or any dependent of the taxpayer as of the time the indebtedness was incurred, and

“(B) which are paid or incurred within a reasonable period of time before or after the indebtedness is incurred, and

“(C) which are attributable to education furnished during a period during which the recipient was an eligible student.

“Such term includes indebtedness used to refinance indebtedness which qualifies as a qualified education loan.”

There may be some legal developments as courts interpret this new language, but generally it means that just about any type of debt incurred for higher education expenses will be nondischargeable absent undue hardship.

To discharge your student loan on the basis of undue hardship, you must file a separate action in the bankruptcy court (a Complaint to Determine Dischargeability of Student Loan) and obtain a court ruling in your favor on this issue. Succeeding in an action to discharge a student loan debt typically requires the services of an attorney, although it's possible to do it yourself if you're willing to put in the time. (See “Disputes Over Dischargeability,” below.)

When determining whether undue hardship exists, courts use one of two tests (depending on where the court is located). Courts look at either:

- the three factors listed below (these come from a case called *Brunner v. New York State Higher Education Services, Inc.*, 46 B.R. 752 (S.D. N.Y. 1985), *aff'd*, 831 F.2d 395 (2nd Cir. 1987)), or
- the totality of the circumstances, which essentially means the court will consider all of the facts it deems relevant in deciding whether undue hardship exists.

The vast majority of courts use the *Brunner* three-factor test. You must show that all three factors tilt in your favor in order to demonstrate undue hardship. The factors are:

- **Poverty.** Based on your current income and expenses, you cannot maintain a minimal standard of living and repay the loan. The court must consider your current and future employment and income (or your employment and income potential), education, and skills; how marketable your skills are; your health; and your family support obligations.
- **Persistence.** It's not enough that you can't repay your loan right now. You must also show that your current financial condition is likely to continue for a significant part of the repayment period. In one recent case, for example, a debtor with bipolar disorder lost her job as a result of stopping her medication. Because her history demonstrated that she could remain employed as long as she took her medication, however, the court found that her economic condition would

not necessarily persist—and it rejected her undue hardship claim. (*In re Kelly*, 351 B.R. 45 (E.D. N.Y. 2006).)

- **Good faith.** You must prove that you’ve made a good-faith effort to repay the debt. Someone who files for bankruptcy immediately after getting out of school or after the period for paying back the loan begins will not fare well in court. Nor will someone who hasn’t tried hard to find work. And, if you haven’t made any payments, you should be able to show that you took your obligations seriously enough to obtain a deferment or forbearance. (See *In re Kitterman*, 349 B.R. 775 (W.D. Ky. 2006), in which the court found that the debtor’s failure to reapply for a deferment after his first request was denied showed his lack of good faith.)

Generally, courts look for reasons to deny student loan discharges. However, if you are older (at least 50 years old), you are likely to remain poor, and you have a history of doing your best to pay off your loan, you may be able to obtain a discharge.

In some cases, courts have found that it would be an undue hardship to repay the entire loan and have relieved the debtor of a portion of the debt. Other courts take the position that it’s an all-or-nothing proposition: Either the entire loan is discharged or none of it is discharged.



SEE AN EXPERT

Consult with a lawyer about discharging your

loan. There are dozens of court cases that interpret the three factors from the *Brunner* case or explain what the “totality of the circumstances” include. Debtors lose most of these cases, but sometimes they win. If you are filing for bankruptcy and you have substantial student loan debt, you should talk to an attorney who is knowledgeable on these issues.

Different Rules Apply Out West

If you try to discharge your student loans in one of the federal courts that make up the 9th Circuit Court of Appeals (which includes Alaska, Arizona, California, Hawaii, Idaho, Montana, Nevada, Oregon, Utah, and Washington), a much wider variety of factors might be considered. Circumstances that could potentially allow a discharge include:

- The debtor or debtor’s dependent has a serious mental or physical disability, which prevents employment or advancement.
- The debtor has an obligation to care for dependents.
- The debtor has a lack of, severely limited, or poor quality education.
- The debtor has a lack of usable or marketable job skills.
- The debtor is underemployed.
- The debtor’s income potential in his or her chosen field has maxed out, and the debtor has no more lucrative job skills.
- The debtor has limited work years remaining in which to pay back the loan.
- The debtor’s age or other factors prevent retraining or relocation as a means of earning more to repay the loan.
- The debtor lacks assets that could be used to repay the loan.
- The debtor’s potentially increasing expenses outweigh any potential appreciation in the debtor’s assets or increases in the debtor’s income.
- The debtor lacks better financial options elsewhere.

See *Educational Credit Management Corp. v. Nys*, 446 F.3d 938 (9th Cir. 2006).

Special Rules for HEAL and PLUS Loans

The federal Health Education Assistance Loans (HEAL) Act, not bankruptcy law, governs HEAL loans. Under the HEAL Act, to discharge a loan, you must show that the loan became due more than seven years ago, and that repaying it would not merely be a hardship, but would impose an “unconscionable burden” on your life.

Parents can get Parental Loans for Students (PLUS Loans) to finance a child’s education. Even though the parent does not receive the education, the loan is treated like any other student loan if the parent files for bankruptcy. The parent must meet the undue hardship test to discharge the loan.

Getting Your Transcript

If you don’t pay back loans obtained directly from your college, the school can withhold your transcript. But if you file for bankruptcy and receive a discharge of the loan, the school can no longer withhold your records. (*In re Gustafson*, 111 B.R. 282 (9th Cir. BAP 1990).) In addition, while your bankruptcy case is pending, the school cannot withhold your transcript, even if the court eventually rules your school loan nondischargeable. (*Loyola University v. McClarty*, 234 B.R. 386 (E.D. La. 1999).)

Regular Income Taxes

People who are considering bankruptcy because of tax problems are almost always concerned about income taxes they owe to the IRS or the state equivalent. There is a myth afoot that income tax debts can never be discharged in bankruptcy. This is not true, however, if the debt is relatively old and you can meet several other conditions. Tax debts that qualify under these rules are technically discharged; however, you may have to file a complaint in the bankruptcy court to determine dischargeability of the debt and have the judge order the IRS to honor the discharge.

Income tax debts are dischargeable if you meet all of these conditions:

- You filed a legitimate (nonfraudulent) tax return for the tax year or years in question. If the IRS completes a Substitute for Return on your behalf that you neither sign nor consent to, your return is not considered filed. (See *In re Bergstrom*, 949 F.2d 341 (10th Cir. 1991).)
- The liability you wish to discharge is for a tax return (not a Substitute for Return) that you actually filed at least two years before you filed for bankruptcy.
- The tax return for the liability you wish to discharge was first due at least three years before you filed for bankruptcy. (If you get an extension on the filing date, the three-year period begins on the extended due date, not the original due date.)
- The IRS has not assessed your liability for the taxes within the 240 days before you filed for bankruptcy. You’re probably safe if you do not receive a formal notice of assessment of federal taxes from the IRS within that 240-day period. If you’re unsure of the assessment date, consider seeing a tax lawyer—but don’t rely on the IRS for the date. If the IRS gives you the wrong date—telling you that the 240 days have elapsed—the IRS won’t be held to it if it turns out to be wrong. (See, for example, *In re Howell*, 120 B.R. 137 (9th Cir. BAP 1990).) Under the 2005 bankruptcy law, the 240-day period is extended by the period of time collections were suspended because you were negotiating with the IRS for an offer in compromise or because of a previous bankruptcy.

EXAMPLE: Fred filed a tax return in August 2007 for the 2006 tax year. In March 2009, the IRS audited Fred’s 2006 return and assessed a tax due of \$8,000. In May 2010, Fred files for bankruptcy. The taxes that Fred wishes to discharge were for tax year 2006. The return for those taxes was due on April 15, 2007, more than three years prior to Fred’s filing date. The tax return was filed in August 2007, more than two years before Fred’s bankruptcy filing date, and the assessment date of March 2009 was more than 240 days before the filing date. Fred can discharge those taxes.

- You didn’t willfully evade payment of a tax. What constitutes willful tax evasion is a subjective

matter, depending on the view of the IRS personnel making the judgment. See “Willful Evasion of Tax,” below, for a list of factors that may cause the IRS to suspect willful tax evasion.



TIP

Get an account transcript to make sure you’ve got the dates right. If you want to make sure you have met all the requirements to get a tax debt discharged, you can obtain an account transcript from the IRS. To find out how, visit www.irs.gov and type “account transcript” in the search box.

If you meet each of these five requirements, your personal liability for the taxes should be discharged. However, any lien placed on your property by the taxing authority will remain after your bankruptcy. The result is that the taxing authority can’t go after your bank account or wages, but you’ll have to pay off the lien before you can sell your real estate with a clear title.

Penalties on taxes that are dischargeable are also dischargeable. If the underlying tax debt is nondischargeable, courts are split as to whether you can discharge the penalties or not.

EXAMPLE: Jill failed to file a tax return for 2003. In 2007, the IRS discovers Jill’s failure and in January 2009 assesses taxes of \$5,000 and penalties and interest of \$12,000. Jill files for bankruptcy in January 2010. Because Jill didn’t file a return for 2003, she can’t discharge the tax, even though it became due more than three years past (and more than 240 days have elapsed since the taxes were assessed). Jill may be able to discharge the IRS penalties for failure to file a tax return and failure to pay the tax. Of course, the IRS is likely to argue that she cannot discharge the penalties, and some courts will agree.

Willful Evasion of Tax

The IRS views certain facts as red flags of possible willful tax evasion. They include:

- membership in a tax protest organization
- a pattern of unfiled returns
- filing a fraudulent, frivolous, blank, or incomplete return
- repeatedly understating income or overstating deductions on returns
- serial failure to pay taxes
- concealing, giving away, or trading away valuable assets or transferring title
- selling assets way below fair value (especially to insiders)
- setting up an abusive trust or sham tax shelter and transferring assets to it
- creating a corporation and transferring assets to it
- changing banks or bank accounts frequently
- closing bank account and conducting business in cash only
- adding another person’s name to a bank account
- depositing income in another’s bank account
- using a foreign bank account
- changing your name or the spelling of your name
- changing your Social Security number
- an altercation with a revenue officer
- engaging in money laundering
- withdrawing cash from a bank and hiding it
- claiming an incorrect number of exemptions on your tax return
- purchasing property in someone else’s name
- refusing to cooperate with a revenue officer or deliberately obstructing an audit or investigation.
- losing, concealing, or destroying financial documents
- maintaining inadequate records
- concealing your actual residence address or business address
- trading valuable assets for less valuable assets
- devising clever schemes such as divorcing your wife, directing all income to her, and renting a room in her house, etc., and
- living a lavish lifestyle knowing that delinquent taxes have not been paid.

**CAUTION****Debts incurred to pay nondischargeable taxes**

will also be nondischargeable. If you borrowed money or used your credit card to pay taxes that would otherwise not be discharged, you can't eliminate that loan or credit card debt in a Chapter 7 bankruptcy. In other words, you can't turn a nondischargeable tax debt into a dischargeable tax debt by paying it on your credit card. This is true for any type of nondischargeable tax owed to a governmental agency. You might consider using Chapter 13 instead, which allows you to discharge this type of debt.

Debts Not Dischargeable in Bankruptcy If the Creditor Successfully Objects

Four types of debts may survive Chapter 7 bankruptcy if, and only if:

- the creditor files a formal objection—called a Complaint to Determine Dischargeability—during the bankruptcy proceedings, and
- the creditor proves that the debt fits into one of the categories discussed below.

**TIP****Creditors might not bother to object.**

Even though bankruptcy rules give creditors the right to object to the discharge of certain debts, many creditors—and their attorneys—don't fully understand this right. Even a creditor who knows the score might sensibly decide to write off the debt rather than contesting it. It can cost a lot to bring a dischargeability action (as this type of case is known). If the debt isn't huge, a cost benefit analysis might show that it will be cheaper to forgo collecting the debt than to fight about it in court.

Debts Arising From Fraud

In order for a creditor to prove that one of your debts should survive bankruptcy because you incurred it through fraud, the debt must fit one of the categories below.

Debts from intentionally fraudulent behavior. If a creditor can show that a debt arose because of your dishonest act, and that the debt wouldn't have arisen had you been honest, the court probably will not let you discharge the debt. Here are some common examples:

- You wrote a check for something and stopped payment on it, even though you kept the item.
- You wrote a check against insufficient funds but assured the merchant that the check was good.
- You rented or borrowed an expensive item and claimed it was yours, in order to use it as collateral to get a loan.
- You got a loan by telling the lender you'd pay it back, when you had no intention of doing so.

For this type of debt to be nondischargeable, your deceit must be intentional, and the creditor must have relied on your deceit in extending credit. Again, these are facts that the creditor has to prove before the debt will be ruled nondischargeable by the court.

Debts from a false written statement about your financial condition. If a creditor proves that you incurred a debt by making a false written statement, the debt isn't dischargeable. Here are the rules:

- The false statement must be written—for instance, made in a credit application, rental application, or resume.
- The false statement must have been “material”—that is, it was a potentially significant factor in the creditor's decision to extend you credit. The two most common materially false statements are omitting debts and overstating income.
- The false statement must relate to your financial condition or the financial condition of an “insider”—a person close to you or a business entity with which you're associated.
- The creditor must have relied on the false statement, and the reliance must have been reasonable.
- You must have intended to deceive the creditor. This is extremely hard for the creditor to prove based simply on your behavior. The creditor would have to show outrageous behavior on your part, such as adding a “0” to your income (claiming you make \$180,000 rather than \$18,000) on a credit application.

Recent debts for luxuries. If you run up more than \$550 in debt to any one creditor for luxury goods or services within the 90 days before you file for bankruptcy, the law presumes that your intent was fraudulent regarding those charges. Therefore, all the charges will survive your bankruptcy unless you prove that your intent wasn't fraudulent. “Luxury goods and services” do not include things that are reasonably

necessary for the support and maintenance of you and your dependents (what that means is decided on a case-by-case basis).

Recent cash advances. If you get cash advances from any one creditor totaling more than \$825 under an open-ended consumer credit plan within the 70 days before you file for bankruptcy, the debt is non-dischargeable. “Open-ended” means there’s no date when the debt must be repaid, but rather, as with most credit cards, you may take forever to repay the debt as long as you pay a minimum amount each month.

Debts Arising From Debtor’s Willful and Malicious Acts

If the act that caused the debt was willful *and* malicious (that is, you intended to inflict a specific injury to person or property), the debt isn’t dischargeable if the creditor successfully objects. However, for reasons probably related to ignorance of their rights, creditors don’t often object in this situation.

Generally, crimes involving intentional injury to people or damage to property are considered willful and malicious acts. Examples are assaults, rape, intentionally setting fire to a house (arson), or vandalism.

Your liability for personal injury or property damage the victim sustained in these types of cases will almost always be ruled nondischargeable—but (once again) only if the victim-creditor objects during your bankruptcy case. Other acts that would typically be considered to be willful and malicious include:

- kidnapping
- deliberately causing extreme anxiety, fear, or shock
- libel or slander, and
- illegal acts by a landlord to evict a tenant, such as removing a door or changing the locks.

Debts From Embezzlement, Larceny, or Breach of Fiduciary Duty

A debt incurred as a result of embezzlement, larceny, or breach of fiduciary duty is not dischargeable if the creditor successfully objects to its discharge.

“Embezzlement” means taking property entrusted to you for another and using it for yourself. “Larceny” is another word for theft. “Breach of fiduciary duty” is the failure to live up to a duty of trust you owe someone,

based on a relationship where you’re required to manage property or money for another, or where your relationship is a close and confidential one. Common fiduciary relationships include those between:

- spouses
- business partners
- attorney and client
- estate executor and beneficiary
- in-home caregiver and recipient of services, and
- guardian and ward.

Debts or Creditors You Don’t List

Bankruptcy requires you to list all of your creditors on your bankruptcy papers and provide their most current addresses. This gives the court some assurance that everyone who needs to know about your bankruptcy will receive notice. As long as you do your part, the debt will be discharged (as long as it’s otherwise dischargeable under the rules), even if the official notice fails to reach the creditor for some reason beyond your control—for example, because the post office errs or the creditor moves without leaving a forwarding address.

Suppose, however, that you forget to list a creditor on your bankruptcy papers or carelessly misstate a creditor’s identity or address. In that situation, the court’s notice may not reach the creditor and the debt may not be discharged. Here are the rules:

- If the creditor knew or should have known of your bankruptcy through other means, such as a letter or phone call from you, the debt will be discharged even though the creditor wasn’t listed. In this situation, the creditor should have taken steps to protect its interests, even though it didn’t receive formal notice from the court.
- If all of your assets are exempt—that is, you have a no-asset case—the debt will be discharged unless the debt is nondischargeable in any circumstances. In this situation, the creditor wouldn’t have benefited from receiving notice because there is no property to distribute. However, if the lack of notice deprives a creditor of the opportunity to successfully object to the discharge by filing a complaint in the bankruptcy court (such as for a fraudulent debt), the debt may survive your bankruptcy.

If an Unknown Creditor Pops Up After Bankruptcy

If a creditor comes out of the woodwork after your bankruptcy case is closed, you can always reopen your case, name the creditor, and then seek an amended discharge. (See Ch. 7 for more on reopening a case.) If it's the kind of debt that will be discharged anyway, many courts won't let you reopen because there is no need to. The debt is discharged by law and most creditors know this. However, if the creditor continues to try to collect the debt, you can haul the creditor into the bankruptcy court on a contempt charge.

Disputes Over Dischargeability

If your debt is not one that's automatically discharged, there may be a dispute over whether the debt should survive your bankruptcy. For example, if the debt is one that you have to prove should be discharged, you may have to file a Complaint to Determine Dischargeability. Or, if the creditor must prove that the debt should not be discharged, you might have to defend yourself in court against the creditor's claims.

Complaints to Determine Dischargeability

If you want to have a student loan or tax debt wiped out, you will have to prove to the court that you meet all of the requirements for discharge. To do this, you must file a formal complaint with the bankruptcy court. Generally, you can file your complaint any time after you file for bankruptcy. Some courts may impose their own deadlines, however, so check your court's local rules.

Suppose, for example, that you want to have a student loan discharged. As discussed above, you will have to prove that it would be an undue hardship to repay the loan. You will file at least two forms: a Complaint to Determine Dischargeability, stating the facts that make repayment an undue hardship, and a Proof of Service, showing that you served the complaint on the affected creditor and the trustee. We provide sample forms below; depending on your court's rules, you may have to file more or different forms. These are

intended only to give you an idea of what this type of complaint might look like.



CAUTION

Get help from a lawyer if you need it. Before you charge off into court, here is a heartfelt warning: Embarking upon federal litigation in the bankruptcy court can be quite a challenge if you don't have substantial coaching from someone who has experience in the field. At the very least, you'll want to obtain a copy of *Represent Yourself in Court*, by Paul Bergman and Sara Berman (Nolo), and maybe consult with a bankruptcy lawyer from time to time to get your bearings. If your case is fairly straightforward—for example, a medical or similar condition is keeping you from working enough to pay your student loan—you may be able to proceed on your own. However, some people find it stressful or uncomfortable to discuss their own medical or other problems in court. If you think this might be difficult for you, consider filing your own bankruptcy and then hiring a lawyer to handle only this procedure.

Creditor Objections to Discharges

To object formally to the discharge of a debt, the creditor must file a document called a Complaint to Determine Dischargeability of a Debt. The creditor must give you and the trustee a copy of the complaint. To defend against the objection, you must file a written response within a specified time limit and be prepared to argue your case in court.

If the debt is one of the types that will be discharged unless the creditor objects, the creditor has the burden of proving that the debt fits within the specified category. For instance, if the creditor claims that the debt arose from a "willful and malicious injury" you caused, the creditor will have to prove that your actions were willful and malicious. Similarly, if the creditor is arguing that a particular debt arose from your fraudulent acts, the creditor will have to prove that all the required elements of fraud were present. Absent this proof, the bankruptcy court will reject the creditor's lawsuit and maybe even award you attorneys' fees (if you use an attorney).

Keep in mind, however, that if you plead guilty to a criminal charge involving fraud, a document from

Complaint to Determine Dischargeability of Student Loan

UNITED STATES BANKRUPTCY COURT

[Name of District] DISTRICT OF [Your State]

In re _____)

[Set forth here all names including married, maiden, and trade names used by debtor within last 8 years.]

Debtor

Case No. _____

Address _____

Chapter 7

Last four digits of Social Security or Individual Taxpayer Identification (ITIN) No(s). (if any): _____

Employer's Tax Identification (EIN) No(s). (if any):

COMPLAINT TO DETERMINE DISCHARGEABILITY OF STUDENT LOAN

1. Debtor(s) filed this case under Chapter 7 of the Bankruptcy Code on [insert the date you filed your petition].

This Court thus has jurisdiction over this action under 28 U.S.C. § 1334. This proceeding is a core proceeding.

2. One of the unsecured debts owing by the Debtor(s) and listed on Schedule F—Creditors Holding Unsecured Nonpriority Claims, is a student loan owing to [insert the name of the holder of your loan].

3. This loan was incurred to pay expenses at [insert the name of the school(s) you attended].

4. Based on the Debtor(s)' current income and expenses, the Debtor(s) cannot maintain a minimal living standard and repay the loan. *[insert information about your current and future employment, your income and income potential, education, skills and the marketability of your skills, health, and family support obligations]* .

5. The Debtor(s)' current financial condition is likely to continue for a significant portion of the repayment period of the loan. [insert information about your health including any life-threatening, debilitating, or chronic conditions you have].

6. The Debtor(s) have made a good-faith effort to repay their debt.

7. The Debtor(s) have filed for bankruptcy for reasons other than just to discharge their student loan.

Date: _____ Signed: _____

Debtor in Propria Persona

Date: _____ Signed: _____

Debtor in Propria Persona

Sample Proof of Service by Mail

UNITED STATES BANKRUPTCY COURT
[Name of District] DISTRICT OF [Your State]

In re _____)
 [Set forth here all names including married,)
 maiden, and trade names used by debtor)
 within last 8 years.])
 Debtor) Case No. _____)
 Address _____)
 _____) Chapter 7)
 Last four digits of Social Security or Individual)
 Taxpayer Identification (ITIN) No(s). (if any): _____)
 Employer's Tax Identification (EIN) No(s). (if any): _____)

PROOF OF SERVICE BY MAIL

I, _____ *[name of server]* _____, declare that: I am a resident or
employed in the County of _____ *[server's county]* _____, State of _____ *[server's state]* _____.

My residence/business address is _____ [server's address] _____ .

I am over the age of eighteen years and not a party to this case.

On [date request served] , 20 , I served the enclosed [papers served]

on the following parties by placing true and correct copies thereof enclosed in a sealed envelope with postage thereon fully prepaid in the United States Mail at _____, [city and state], addressed as follows:

[Name and address of lien owner]

[Name and address of trustee]

[Address of U.S. Trustee]

I declare under penalty of perjury that the foregoing is true and correct, and that this declaration was executed on

Date: _____ [date Proof of Service signed] _____, 20____ at _____
City and State

[Server's signature]
Signature

the court showing your conviction may be all that's necessary to convince the judge to rule the debt nondischargeable. A no-contest plea, on the other hand, would not have the same effect, because that type of plea can't be used as evidence in a later civil case (such as a bankruptcy case).

The fact that the creditor has the burden of proof doesn't mean that you should sit back and do nothing. You should be prepared with proof of your own to show that the creditor's allegations in the complaint are not true (unless, of course, you already admitted your guilt in a prior case by pleading guilty or being convicted after trial).

Objections on the Basis of Credit Card Fraud

Increasingly, the creditors most likely to object to the discharge of a debt are credit card issuers. Except for charges made shortly before filing for bankruptcy, there are few specific rules about what constitutes credit card fraud in bankruptcy. But courts are looking to the following factors to determine fraud:

- **Timing.** A short time between incurring the charges and filing for bankruptcy may suggest fraudulent intent.
- **Manipulation of the system.** Incurring more debt after consulting an attorney may lead a judge to conclude that you ran up your debts in anticipation of your bankruptcy filing.
- **Amount.** As mentioned earlier, recent charges over \$550 for luxuries will be presumed to be fraudulent.
- **Crafty use of the card.** Multiple charges under \$50 (to avoid preclearance of the charge by the credit card issuer) when you've reached your credit limit will start to look a lot like fraud.
- **Deliberate misuse.** Charges after the card issuer has ordered you to return the card or sent several "past due" notices don't look good.
- **Last-minute sprees.** Changes in your pattern of use of the card (for instance, much travel after a sedentary life), charges for luxuries, and multiple charges on the same day could lead to problems.
- **Bad-faith use.** Charges made when you were clearly insolvent and unable to make the required minimum payment (for instance, you had lost your job and had no other income or savings) are a no-no.

Banks claim that insolvency is evidenced by any of the following:

- A notation in the customer's file that the customer has met with an attorney (perhaps because the customer told the creditor he or she was considering bankruptcy and had talked to an attorney about it).
- A rapid increase in spending, followed by 60–90 days without activity.
- The date noted on any attorney's fee statement, if the customer consults a lawyer for help with a bankruptcy.

Of course, the mere fact that a creditor challenges your discharge of a credit card debt doesn't mean the creditor will win in court. In most of these cases, the creditor files a standard 15- to 20-paragraph form complaint, which states conclusions without supporting facts. The creditor rarely attaches statements for the account, but only a printout of the charges to which it is objecting.

Some very sophisticated debtors may be able to represent themselves in this type of case. If you decide to do this, you'll need lots of time to familiarize yourself with general litigation procedures and strategies, as well as the bankruptcy cases in your district that deal with this issue. Start by getting a copy of *Represent Yourself in Court*, by Paul Bergman and Sara Berman (Nolo).

Questions for Credit Card Companies

If you find yourself facing a dischargeability action over a credit card debt, you'll have an opportunity to send questions (called interrogatories) to the company, to be answered under oath. Here are some you might consider asking:

- You (the card issuer) have alleged that the debtor obtained funds from you by false pretenses and false representations. Please state with particularity the nature of the false pretenses and false representations.
- State all steps taken by you, the card issuer, to determine the creditworthiness of the debtor.
- Identify all means that you, the card issuer, used to verify the debtor's income, expenses, assets, or liabilities. Identify any documents obtained in the verification process.
- Identify your general policies concerning the decision to grant credit and how those policies were applied to the debtor.
- You have alleged that at the time the debtor obtained credit from you, the debtor did not intend to repay it. State all facts in your possession to support this allegation.
- Identify all credit policies you allege were violated by the debtor. State how such policies were communicated to the debtor, and identify all documents that contained those policies.
- Identify the dates on which you claim any of the following events occurred:
 - The debtor consulted a bankruptcy attorney.
 - The debtor had a reduction in income.
 - The debtor formed the intent not to repay this debt.
 - The debtor violated the terms of the credit agreement.
- State whether you believe that every user of a credit card who does not later repay the debt has committed fraud.
- If the answer to the preceding question is no, state all facts that give rise to allegations of fraud in this debtor's use of the card.

After receiving a list of questions like these, the credit card issuer is likely to conclude that you are serious about defending yourself. It might even withdraw its complaint.



CAUTION

Consider getting help from a lawyer. Allegations of fraud should make you seriously consider consulting an attorney. If a creditor challenges discharge of a debt by claiming you engaged in fraud, but the judge finds in your favor, the judge may order the creditor to reimburse you for the money you spent on attorneys' fees.

Research Tips

If you want to read cases supporting the debtor's position when a credit card issuer claims fraud, visit a law library or search the Internet for some of these cases:

- *In re Hearn*, 211 B.R. 774 (N.D. Ga. 1997)
- *In re Etto*, 210 B.R. 734 (N.D. Ohio 1997)
- *In re Hunter*, 210 B.R. 212 (M.D. Fla. 1997)
- *In re Davis*, 176 B.R. 118 (W.D. N.Y. 1994)
- *In re Kitzmiller*, 206 B.R. 424 (N.D. W.Va. 1997)
- *In re Christensen*, 193 B.R. 863 (N.D. Ill. 1996)
- *In re Chinchilla*, 202 B.R. 1010 (S.D. Fla. 1996)
- *In re Grayson*, 199 B.R. 397 (W.D. Mo. 1996), and
- *In re Vianese*, 195 B.R. 572 (N.D. N.Y. 1995).

For tips on doing your own legal research, see "Legal Research" in Ch. 10.

Help Beyond the Book

Debt Relief Agencies	288
Mandatory Contract.....	288
Mandatory Disclosures and Notices.....	288
Restrictions on Debt Relief Agencies.....	290
Bankruptcy Petition Preparers	290
What a Bankruptcy Petition Preparer Can Do for You.....	290
Fees.....	291
How Bankruptcy Petition Preparers Are Regulated.....	291
How to Find Bankruptcy Petition Preparers.....	292
Combining Lawyers and Bankruptcy Petition Preparers.....	292
A Bankruptcy Petition Preparer Cannot Represent You.....	292
Bankruptcy Lawyers	293
When You May Need a Lawyer.....	293
Full-Service Lawyer Representation.....	293
Unbundled Services.....	294
Bankruptcy Consultants.....	294
How to Find a Bankruptcy Lawyer.....	295
Fees.....	295
What to Look for in a Lawyer.....	296
Legal Research	297
Sources of Bankruptcy Law.....	297
Bankruptcy Background Materials: Overviews, Encyclopedias, and Treatises.....	297
Finding Federal Bankruptcy Statutes.....	299
Finding the Federal Rules of Bankruptcy Procedure (FRBP).....	300
Finding Local Court Rules.....	300
Finding Federal Court Bankruptcy Cases.....	300
State Statutes.....	301
State Court Cases.....	302
Other Helpful Resources.....	302

Although this book covers routine bankruptcy procedures in some detail, it doesn't come close to covering everything. That would require thousands of pages, most of them irrelevant for nearly all readers. That said, here are some suggestions if you need more information or advice than this book provides.

The major places to go for follow-up help are:

- **bankruptcy petition preparers**, when you're ready to file for bankruptcy, but need assistance in typing the forms and organizing them for filing in your district
- **lawyers**, when you want information, advice, or legal representation, and
- **law libraries and the Internet**, when you want to do your own research on issues raised in the course of your bankruptcy.

Before we discuss each of these resources in more detail, here's a general piece of advice: Maintain control of your case whenever possible. By getting this book and filing for Chapter 7 bankruptcy, you've taken responsibility for your own legal affairs. If you decide to get help from others, shop around until you find someone who respects your efforts as a self-helper and recognizes your right to participate in the case as a valuable partner.

Information and Advice From the Authors

You can find more bankruptcy information—and updates for this book—at Nolo's website, www.nolo.com. In addition, two of the authors of this book have websites that offer additional help:

- For an affordable flat rate, author Stephen Elias provides legal information and advice over the telephone to people who are considering bankruptcy or representing themselves with the help of this book or a bankruptcy petition preparer. Check out his website at www.bankruptcylawproject.com; select "Affordable Attorney Advice" for more information.
- Author Albin Renauer has created an information-rich website at www.legalconsumer.com. This site provides valuable resources, includes up-to-date exemption laws, a means-test calculator, help finding bankruptcy forms online, and much more.

Debt Relief Agencies

Under the new bankruptcy law, any person, business, or organization that you pay or otherwise compensate for help with your bankruptcy is considered a debt relief agency—and must identify itself as such. The two main types of debt relief agencies are lawyers and bankruptcy petition preparers (BPPs). Credit counseling agencies and budget counseling agencies are not debt relief agencies. Nor are any of the following:

- employers or employees of debt relief agencies (for instance, legal secretaries)
- nonprofit organizations that have federal 501(c)(3) tax-exempt status
- any creditor who works with you to restructure your debt
- banks, credit unions, and other deposit institutions, or
- an author, publisher, distributor, or seller of works subject to copyright protection when acting in that capacity (in other words, Nolo and the stores that sell its books aren't debt relief agencies).

This section explains what the new bankruptcy law requires of debt relief agencies generally, so you'll know what you can expect for your money.

Mandatory Contract

Within five days after a debt relief agency assists you, it (or he or she) must enter into a contract with you that explains, clearly and conspicuously:

- what services the agency will provide
- what the agency will charge for the services, and
- the terms of payment.

The agency must give you a copy of the completed, signed contract.

Mandatory Disclosures and Notices

Debt relief agencies must inform you, in writing, that:

- All information you are required to provide in your bankruptcy papers must be complete, accurate, and truthful.
- You must completely and accurately disclose your assets and liabilities in the documents you file to begin your case.

Sample Notice From Debt Relief Agency

IMPORTANT INFORMATION ABOUT BANKRUPTCY ASSISTANCE SERVICES FROM AN ATTORNEY OR BANKRUPTCY PETITION PREPARER.

If you decide to seek bankruptcy relief, you can represent yourself, you can hire an attorney to represent you, or you can get help in some localities from a bankruptcy petition preparer who is not an attorney. THE LAW REQUIRES AN ATTORNEY OR BANKRUPTCY PETITION PREPARER TO GIVE YOU A WRITTEN CONTRACT SPECIFYING WHAT THE ATTORNEY OR BANKRUPTCY PETITION PREPARER WILL DO FOR YOU AND HOW MUCH IT WILL COST. Ask to see the contract before you hire anyone.

The following information helps you understand what must be done in a routine bankruptcy case to help you evaluate how much service you need. Although bankruptcy can be complex, many cases are routine. Before filing a bankruptcy case, either you or your attorney should analyze your eligibility for different forms of debt relief available under the Bankruptcy Code and which form of relief is most likely to be beneficial for you. Be sure you understand the relief you can obtain and its limitations.

To file a bankruptcy case, documents called a Petition, Schedules and Statement of Financial Affairs, as well as in some cases a Statement of Intention need to be prepared correctly and filed with the bankruptcy court. You will have to pay a filing fee to the bankruptcy court. Once your case starts, you will have to attend the required first meeting of creditors where you may be questioned by your creditors.

If you choose to file a chapter 7 case, you may be asked by a creditor to reaffirm a debt. You may want help deciding whether to do so. A creditor is not permitted to coerce you into reaffirming your debts.

If you choose to file a chapter 13 case in which you repay your creditors what you can afford over 3 to 5 years, you may also want help with preparing your chapter 13 plan and with the confirmation hearing on your plan which will be before a bankruptcy judge.

If you select another type of relief under the Bankruptcy Code other than chapter 7 or chapter 13, you will want to find out what should be done from someone familiar with that type of relief.

Your bankruptcy case may also involve litigation. You are generally permitted to represent yourself in litigation in bankruptcy court, but only attorneys, not bankruptcy petition preparers, can give you legal advice.

- You must undertake a reasonable inquiry to establish the replacement value of any item you plan to keep, before you provide that value on your forms.
- Your current monthly income, the amounts you provide in the means test, and your computation of projected disposable income (in a Chapter 13 case), as stated in your bankruptcy papers, must be based on a reasonable inquiry into their accuracy.
- Your case may be audited, and your failure to cooperate in the audit may result in dismissal of your case or some other sanction, including a possible criminal penalty.

In addition to these stark warnings—which most debt relief agencies would rather not have to give—a debt relief agency must also give you a general notice regarding some basic bankruptcy requirements and your options for help in filing and pursuing your case. Above is the notice that you can expect to receive from any debt relief agency within three business days after the agency first offers to provide you with services. Failure to give you this notice—in a timely manner—can land the agency in big trouble.

Finally, every debt relief agency has to give you some plain-English written information about the basic tasks associated with most bankruptcies, such as how to deal with secured debts and choose exemptions. Ideally, debt relief agencies would freely distribute this book, which has all of the information required (and much more, of course).

Restrictions on Debt Relief Agencies

Under the new law, a debt relief agency may not:

- fail to perform any service that the agency told you it would perform in connection with your bankruptcy case
- counsel you to make any statement in a document that is untrue and misleading or that the agency should have known was untrue or misleading, or
- advise you to incur more debt in order to pay for the agency's services (for instance, accepting a credit card or steering you to a cash advance business).

Any contract that doesn't comply with the new requirements on debt relief agencies may not be enforced against you. A debt relief agency is liable to you for costs and fees, including legal fees, if the agency negligently or intentionally:

- fails to comply with the new law's restrictions on debt relief agencies, or
- fails to file a document that results in dismissal of your case or conversion to another bankruptcy chapter.

In sum, debt relief agencies are on the hook if they are negligent in performing the services required by the bankruptcy law or other services they have agreed to provide.

Bankruptcy Petition Preparers

Even though you should be able to handle routine bankruptcy procedures yourself, you may want someone familiar with the bankruptcy forms and courts in your area to use a computer to enter your data in the official forms and print them out for filing with the court. For this level of assistance—routine form preparation and organization—consider using a bankruptcy petition preparer (BPP).

What a Bankruptcy Petition Preparer Can Do for You

BPPs are very different from lawyers. BPPs are prohibited from giving you legal advice, which includes information such as:

- whether to file a bankruptcy petition or which chapter (7, 11, 12, or 13) is appropriate
- whether your debts will be discharged under a particular chapter
- whether you will be able to hang on to your home or other property if you file under a particular chapter (that is, which exemptions you should choose)
- information about the tax consequences of a case brought under a particular chapter or whether tax claims in your case can be discharged
- whether you should offer to repay or agree to reaffirm a debt

- how to characterize the nature of your interest in property or debts, and
- information about bankruptcy procedures and rights.

Fees

All fees charged by debt relief agencies are reviewed by the U.S. Trustee for reasonableness. However, unlike lawyers' fees, which can vary widely according to the circumstances, a BPP's fees are subject to a strict cap, somewhere between \$100 and \$200, depending on the district. The rationale offered by the U.S. Trustee for this cap—and by the courts that have upheld it—is that BPP fees can be set according to what general typists charge per page in the community. Because BPPs aren't supposed to be doing anything other than “typing” the forms, the argument goes, they shouldn't be able to charge rates for professional services.

Rates allowed for BPPs are far less than lawyers charge. For that reason, BPPs are a good choice for people who want some help getting their forms typed and organized in a way that will sail past the court clerk and satisfy the trustee.

How Bankruptcy Petition Preparers Are Regulated

Anyone can be a BPP. Yes, anyone. There is nothing in the bankruptcy code that requires BPPs to have any particular level of education, training, or experience. Unlike most other jobs, a prison record is no handicap to becoming a BPP. How, then, are BPPs regulated? Regulation is provided by the U.S. Trustee's office, which reviews all bankruptcy petitions prepared by a BPP. BPPs must provide their name, address, telephone number, and Social Security number on the bankruptcy petition, as well as on every other bankruptcy document they prepare. The U.S. Trustee uses this information to keep tabs on BPPs.

BPPs are also regulated at the creditors' meeting, where the bankruptcy trustee can ask you about the manner in which the BPP conducts his or her business. For instance, if you are representing yourself, the trustee might ask how you got the information necessary to choose your exemptions (see Ch. 3) or how you decided which bankruptcy chapter to use.

If the BPP provided you with this information, the trustee may refer the case to the U.S. Trustee's office and the BPP will be hauled into court to explain why he or she violated the rules against giving legal advice. The BPP may be forced to return the fee you paid and may even be banned from practicing as a BPP, if it's not the first offense. None of this will have any effect on your case, however, other than the inconvenience of being dragged into court.

Can BPPs Give You Written Information?

Under the Bankruptcy Code, BPPs are supposed to prepare your bankruptcy forms under your direction. This means you are supposed to tell the BPP what exemptions to choose, whether to file under Chapter 7 or Chapter 13, what approach to take in respect to your secured debts (car note, mortgage), and what values to place on your property. That's fine in theory, but unless you have the benefit of this book or another source of legal information, there is no way you would have adequate bankruptcy expertise to tell the BPP how to proceed. In an attempt to bridge this gap, many BPPs hand their customers written materials that contain all the information their customers need to direct the case. Unfortunately, providing a customer with written legal information about bankruptcy has itself been held to be the unauthorized practice of law in many states (California is an important exception). Whether these holdings will continue under the new bankruptcy law remains to be seen.

BPPs can be fined for certain actions and inactions spelled out in the bankruptcy code (11 U.S.C. § 110). These are:

- failing to put their name, address, and Social Security number on your bankruptcy petition
- failing to give you a copy of your bankruptcy documents when you sign them
- using the word “legal” or any similar term in advertisements, or advertising under a category that includes such terms, and
- accepting court filing fees from you—you must pay the filing fee to the court yourself or, in some districts, give the BPP a cashier's check made out to the court.

Finally, under the new law, BPPs must submit a statement under oath with each petition they prepare stating how much you paid them in the previous 12 months and any fees that you owe them but haven't yet paid them. If they charge more than they are permitted, they will be ordered to return the excess fees to you.

If a BPP engages in any fraudulent act in regard to your case or fails to comply with the rules governing their behavior listed above, they may be required to return your entire fee as well as pay a \$500 fine for each transgression. If they engage in serious fraud, they may be fined up to \$2,000 and three times your fee, and even be ordered to cease providing BPP services. Simply put, fraudulent BPPs (those who would take your money without providing promised services or counsel you to play fast and loose with the bankruptcy system) are likely to be weeded out in a hurry.

How to Find Bankruptcy Petition Preparers

BPP services are springing up all over the country to help people who don't want or can't afford to hire a lawyer, but you're still more likely to find a BPP if you live on the West Coast. The best way to find a reputable BPP in your area is to get a recommendation from someone who has used a particular BPP and has been satisfied with his or her work.

BPPs sometimes advertise in classified sections of local newspapers and in the yellow pages. You may have to look hard to spot their ads, however, because they go by different names in different states. In California, your best bet is to find a legal document assistant (the official name given to independent paralegals in California) who also provides BPP services. Check the website maintained by the California Association of Legal Document Assistants (www.calda.org). In Arizona, hunt for a legal document preparer. In other states, especially Florida, search for paralegals who directly serve the public (often termed independent paralegals or legal technicians). In many states, an independent paralegal franchise called We the People offers BPP services. You can also look for BPPs in your area at www.legalconsumer.com.

Combining Lawyers and Bankruptcy Petition Preparers

In California, it is possible to use a BPP to grind out your paperwork, and a lawyer to provide you with all the legal savvy you need to direct your own case. Under this arrangement, you are still representing yourself, but you are combining legal and secretarial resources to get the job done. The attorney is providing what is known as an unbundled legal service: the attorney performs a discrete task (legal advice in this case) rather than the whole enchilada we know as "legal representation." The Affordable Attorney Advice service operated by Stephen Elias (this book's coauthor) provides legal information and advice over the phone to bankruptcy filers, for a one-time flat fee. For more information about how this service works, go to www.bankruptcyproject.com/aaa.html.

A Bankruptcy Petition Preparer Cannot Represent You

If you decide to use a BPP, remember that you are representing yourself and are responsible for the outcome of your case. This means not only learning about your rights under the bankruptcy law and understanding the proper procedures to be followed, but also accepting responsibility for correctly and accurately filling in the bankruptcy petition and schedules. If, for example, you lose your home because it turned out to be worth much more than you thought, and the homestead exemption available to you didn't cover your equity, you can't blame the BPP. Nor can you blame the BPP if other property is taken from you because you didn't get the necessary information—from a lawyer or from this book—to properly claim your exemptions. The point is, unless you hire a lawyer to represent you, you are solely responsible for acquiring the information necessary to competently pursue your case.

Bankruptcy Lawyers

Bankruptcy lawyers (a type of debt relief agency under the new law) are regular lawyers who specialize in handling bankruptcy cases. Under the old law, it was usually possible to find an affordable bankruptcy lawyer who would provide at least a minimal level of representation throughout your case. However, for the reasons discussed below, lawyers are charging a lot more to represent clients in bankruptcies filed under the 2005 Bankruptcy Abuse Prevention and Consumer Protection Act (BAPCPA).

When You May Need a Lawyer

Most Chapter 7 bankruptcies sail through without a hitch. However, there are some situations in which you may need some help from a bankruptcy lawyer:

- Your average gross income during the six months before you file is more than your state's median income, and it looks like you won't be able to pass the means test. (See Ch. 1 and Ch. 6 for more information on these calculations.)
- You want to hold onto a house or motor vehicle and the information we provide on these subjects doesn't adequately address your situation or answer all of your questions.
- You want to get rid of a student loan or income tax debt that won't be wiped out in bankruptcy unless you convince a court that it should be discharged.
- A creditor files a lawsuit in the bankruptcy court claiming that one of your debts should survive your bankruptcy because you incurred it through fraud or other misconduct.
- The bankruptcy trustee (the court official in charge of your case) seeks to have your whole bankruptcy dismissed because you didn't give honest and complete answers to questions about your assets, liabilities, and economic transactions.
- The U.S. Trustee asks the court to dismiss your case—or force you into Chapter 13—because your income is high enough to fund a Chapter 13 repayment plan, or because the trustee believes that your filing is an abuse of the Chapter 7 bankruptcy process for other reasons.

- You have recently given away or sold valuable property for less than it is worth.
- You went on a recent buying spree with your credit card (especially if you charged more than \$550 on luxury goods within the past 90 days).
- You want help negotiating with a creditor or the bankruptcy court, and the amount involved justifies hiring a bankruptcy lawyer to assist you.
- You have a large lien on your property because of a court judgment against you, and you want to remove the lien in your bankruptcy case.
- A creditor is asking the court to allow it to proceed with its collection action despite your bankruptcy filing (for instance, a creditor wants to foreclose on your house because you are behind on your mortgage payments).
- You are being evicted by your landlord because you have fallen behind on your rent.

Even if you aren't facing one of these complications, you may still want a lawyer's help. If you find the thought of going through the process overwhelming, a lawyer can take charge of your case and relieve you of the responsibility to get everything done. The lawyer can accompany you to the creditor's meeting, work with you to make sure that your documents are complete and accurate, get all your paperwork filed on time, and generally handle all of the little details that go into a successful bankruptcy case. Although representation comes at a price—which can be considerable—you will have the peace of mind of knowing that someone is watching your back. While we obviously believe that many people can handle their own Chapter 7 bankruptcies, it isn't right for everyone, especially if you have other significant sources of stress in your life or simply don't feel up to handling it all by yourself.

Full-Service Lawyer Representation

In a general sense, you are represented by a lawyer if you contract with the lawyer to handle some or all of your bankruptcy case for you. More specifically, there are two types of representation—the type where you hire a lawyer to assume complete responsibility for your bankruptcy, and the type where you represent yourself but hire a lawyer to handle one particular aspect of your bankruptcy case. We refer to the first

type of representation as “full-service representation” and the second type of representation as unbundled services (discussed below).

When providing full-service representation, a bankruptcy lawyer is responsible for making sure that all of your paperwork is filed on time and that the information in your paperwork is accurate. These duties require the lawyer to review various documents—for instance, your credit report, tax returns, and home value appraisal—both to assure the accuracy of your paperwork and to make sure that you are filing for bankruptcy under the appropriate chapter. Under the new law, if your paperwork is inaccurate or you filed under Chapter 7 when you should have filed under Chapter 13, the lawyer can be fined a hefty amount and be required to return your fees.

In exchange for their basic fee, full-service bankruptcy lawyers typically are also responsible for appearing on your behalf at the creditors’ meeting (see Ch. 7), representing you if a creditor opposes the discharge of a debt (see Ch. 9), and eliminating any liens that the bankruptcy laws allow to be stripped from your property (see Ch. 5).

Sometimes, a case appears to be simple at the beginning but starts looking more complicated later on. In that event, you might start out representing yourself but later decide to hire an attorney to handle a tricky issue that arises.

Unbundled Services

As mentioned earlier, the recent changes in bankruptcy law mean that many people who would have hired a full-service lawyer in the past will now have to represent themselves. However, this doesn’t mean that they can’t get a lawyer to help out with some aspect of the case. Since the 1990s, lawyers have been increasingly willing to offer their services on a piecemeal basis and provide legal advice over the telephone and Internet to help people who are representing themselves. In bankruptcy cases, lawyers are increasingly willing to step in and handle a particular matter, such as having liens removed from your property or handling a dischargeability action brought by you or a creditor.

When lawyers do specific jobs at a client’s request but don’t contract for full-service representation in

the underlying case, they are said to be providing an unbundled service. For example, you may be able to hire an attorney to handle a specific procedure—such as to defend against a motion for relief from stay—while you handle the main part of the bankruptcy yourself.

Few court cases discuss the boundaries of unbundled services. Some courts have held that attorneys can’t “ghostwrite” legal documents for nonlawyers—because that would be a type of fraud on the court—but the issue has not been decided by most courts. Also, nothing prevents a lawyer from appearing for you in a limited capacity and putting his or her own name on associated documents.

Lawyers providing unbundled services usually charge an hourly fee. As a general rule, you should bring an attorney into the case for an unbundled service only if a dispute involves something valuable enough to justify the attorney’s fees. If a creditor objects to the discharge of a \$500 debt, and it will cost you \$400 to hire an attorney, you may be better off trying to handle the matter yourself, even though this increases the risk that the creditor will win. If, however, the dispute is worth \$1,000 and the attorney will cost you \$200, hiring the attorney makes better sense.

Unfortunately, many bankruptcy attorneys do not like to appear or do paperwork on a piecemeal basis. Justified or not, these attorneys believe that by doing a little work for you, they might be on the hook if something goes wrong in another part of your case—that is, if they are in for a penny, they are in for a pound. Also, the bar associations of some states frown on unbundled services on ethical grounds. On the other hand, a number of other state bar associations are starting to encourage their attorneys to offer unbundled services simply because so many people—even middle-income people—are unable to afford full representation.

Bankruptcy Consultants

Under the old bankruptcy law, many people were able to represent themselves with a Nolo book as their main source of information. Bankruptcy under the new law is more complex, but in many cases, it’s still just a matter of knowing what to put in the forms and what forms to file. For many people, however, a book just won’t do the trick, no matter how well written

and complete: They want to talk to a human being. Because of unauthorized practice laws and restrictions in the bankruptcy law, however, there is only one kind of human being who is authorized to answer your questions about bankruptcy law and procedure: a lawyer.

Fortunately, there are lawyers who provide bankruptcy consultations (a category of unbundled service) for a transaction fee (for example, a \$100 flat rate) or a fee based on the amount of time your call takes (for example, \$3 a minute). There are also free consultations offered by private attorneys and bar associations. Similar services—free and paid—are available on the Internet. To find a telephonic or online consultation service, in addition to those mentioned here, go to Google or another search engine and look for “bankruptcy legal advice,” “telephone,” or “Internet.”

Even if you use a BPP to prepare your paperwork, and are using this book, you may wish to talk to a lawyer to get the information you need to make your own choices and tell the BPP what you want in your papers. For instance, a BPP can’t choose your exemptions for you, because that would be considered the practice of law—something only lawyers can do. However, a lawyer can help you decide which exemptions to pick so you can tell the BPP what to put in the form that lists your exemptions.

As with other debt relief agencies, lawyers offering telephonic services are considered debt relief agencies and will have to offer you a contract detailing their services and provide the other notices described above.

How to Find a Bankruptcy Lawyer

Where there’s a bankruptcy court, there are bankruptcy lawyers. They’re listed in the yellow pages under “Attorneys,” and often advertise in newspapers. You should use an experienced bankruptcy lawyer, not a general practitioner, to handle or advise you on matters associated with bankruptcy.

There are several ways to find the best bankruptcy lawyer for your job:

- **Personal referrals.** This is your best approach. If you know someone who was pleased with the services of a bankruptcy lawyer, call that lawyer first.

- **Bankruptcy petition preparers.** If there’s a BPP in your area, he or she may know some bankruptcy attorneys who are both competent and sympathetic to self-helpers. It is here that you are most likely to find a good referral to attorneys who are willing to deliver unbundled services, including advice over the telephone.
- **Legal Aid.** Legal Aid offices are partially funded by the federal Legal Services Corporation and offer legal assistance in many areas. A few offices may do bankruptcies, although most do not. To qualify for Legal Aid, you must have a very low income.
- **Legal clinic.** Many law schools sponsor legal clinics and provide free legal advice to consumers. Some legal clinics have the same income requirements as Legal Aid; others offer free services to low- and moderate-income people.
- **Group legal plans.** If you’re a member of a plan that provides free or low-cost legal assistance and the plan covers bankruptcies, make that your first stop in looking for a lawyer.
- **Lawyer-referral panels.** Most county bar associations will give you the names of bankruptcy attorneys who practice in your area. But bar associations may not provide much screening. Take the time to check out the credentials and experience of the person to whom you’re referred.
- **Internet directories.** Both bar associations and private companies provide lists of bankruptcy lawyers on the Internet, with a lot more information about the lawyer than you’re likely to get in a yellow pages ad. A good place to start is [Nolo’s directory](http://www.nolo.com), www.nolo.com.

Fees

For a routine Chapter 7 bankruptcy, a full-service lawyer will likely charge you somewhere between \$1,000 and \$2,000 (plus the \$299 filing fee). In most situations, you will have to pay the attorney in full before the attorney will file your case. Once you file your Chapter 7 bankruptcy, any money you owe the attorney is discharged along with your other dischargeable unsecured debts.

On your bankruptcy papers, you must state the amount you are paying your bankruptcy lawyer.

Because every penny you pay to a bankruptcy lawyer is a penny not available to your creditors (at least in theory), the court has the legal authority to make the attorney justify his or her fee. This rarely happens, however, because attorneys know the range of fees generally allowed by local bankruptcy judges, and set their fees accordingly. This means that you probably won't find much variation in the amounts charged by lawyers in your area (although it never hurts to shop around).

The scope and range of services that the attorney promises you in return for your initial fee will be listed in what's called a "Rule 2016 Attorney Fee Disclosure Form." This form is filed as part of your bankruptcy papers. In the typical Chapter 7 case, the attorney's fee will include the routine tasks associated with a bankruptcy filing: counseling, preparing bankruptcy and reaffirmation forms, and attendance at the creditors' meeting. Any task not included in the Rule 2016 disclosure form is subject to a separate fee.

If your case will likely require more attorney time, you may—and probably will—be charged extra, according to the attorney's hourly fee or other criteria he or she uses. A typical bankruptcy attorney charges between \$200 and \$300 an hour (rural and urban) and would charge a minimum of roughly \$400 to \$600 for a court appearance. Some attorneys will add these fees to their standard fee and require you to pay it all in advance. For instance, if the attorney's standard fee is \$1,000, but the attorney sees extra work down the line, you may be charged \$2,000 or more in anticipation of the extra work.

Other attorneys will happily just charge you their standard fee up front and wait until after you file to charge you for the extra work. Because these fees are earned after your bankruptcy filing, they won't be discharged in your bankruptcy and the attorney need not collect them up front. However the attorney charges you, you are protected against fee gouging. An attorney must file a supplemental Rule 2016 form to obtain the court's permission for any postfiling fees.

What to Look for in a Lawyer

No matter how you find a lawyer, these three suggestions will help you make sure you have the best possible working relationship.

First, fight any urge you may have to surrender to, or be intimidated by, the lawyer. You should be the one who decides what you feel comfortable doing about your legal and financial affairs. Keep in mind that you're hiring the lawyer to perform a service for you, so shop around if the price or personality isn't right.

Second, make sure you have good "chemistry" with any lawyer you hire. When making an appointment, ask to talk directly to the lawyer. If you can't, this may give you a hint as to how accessible he or she is. Of course, if you're told that a paralegal will be handling the routine aspects of your case under the supervision of a lawyer, you may be satisfied with that arrangement. If you do talk directly, ask some specific questions. Do you get clear, concise answers? If not, try someone else. Also, pay attention to how the lawyer responds to your knowledge. If you've read this book, you're already better informed than most clients (and some lawyers are threatened by clients who have done their homework).

Finally, once you find a lawyer you like, make an hour-long appointment to discuss your situation fully. The lawyer or a paralegal in the lawyer's office will tell you what to bring to the meeting, if anything (if not, be sure to ask ahead of time). Some lawyers will want to see a recent credit report and tax return, while others will send you a questionnaire to complete prior to your visit. Depending on the circumstances, you may also be asked to bring your bills and documents pertaining to your home and other real estate you own. Some lawyers prefer not to deal with details during the first visit, and will simply ask you to come as you are.

Your main goal at the initial conference is to find out what the lawyer recommends in your particular case and how much it will cost. Go home and think about the lawyer's suggestions. If they don't make sense or you have other reservations, call someone else.



TIP

Look for a member of the National Association of Consumer Bankruptcy Attorneys. Because of the massive changes enacted by the 2005 bankruptcy law (BAPCPA), you will want to find an attorney who has a means of keeping up to date and communicating with other bankruptcy lawyers. Membership in the National Association of Consumer Bankruptcy Attorneys (NACBA) is a good sign that your lawyer

will be tuned in to the nuances of the BAPCPA and how courts are interpreting its provisions.

Legal Research

Legal research can vary from the very simple to the hopelessly complex. In this section, we are staying on the simple side. If you would like to learn more about legal research or if you find that our suggestions come up a bit short in your particular case, we recommend that you obtain a copy of *Legal Research: How to Find & Understand the Law*, by Stephen Elias and the Editors of Nolo (Nolo), which provides a plain-English tutorial on legal research in the law library and on the Internet.

Sources of Bankruptcy Law

Bankruptcy law comes from a variety of sources:

- federal bankruptcy statutes passed by Congress
- federal rules about bankruptcy procedure issued by a federal judicial agency
- local rules issued by individual bankruptcy courts
- federal and bankruptcy court cases applying bankruptcy laws to specific disputes
- laws (statutes) passed by state legislatures that define the property you can keep in bankruptcy, and
- state court cases interpreting state exemption statutes.

Not so long ago, you would have had to visit a law library to find these resources. Now you can find most of them on the Internet. However, if you are able to visit a decent-sized law library, your research will be the better for it. Using actual books allows you to more easily find and read relevant court interpretations of the underlying statutes and rules—which are crucial to getting a clear picture of what the laws and rules really mean.

There is another important reason to visit the law library, if possible. While you can find superficial discussions and overviews of various aspects of bankruptcy on the Internet, you'll find in-depth encyclopedias and treatises in the law library that delve into every aspect of bankruptcy. In other words, you can find not only the law itself, but also what the experts have to say about all the picky little issues that have

arisen over the years. Also, books in a law library are almost always subjected to a rigorous quality control process—as is this book—whereas you never know what you're getting on the Internet. To avoid getting lost in cyberspace, follow our suggestions below for researching bankruptcy law online and avoid the temptation to settle for the first hit in a Google search.

Below, we show you how to get to the resources you'll most likely be using, whether you are doing your research on the Internet or in the law library.

Bankruptcy Background Materials: Overviews, Encyclopedias, and Treatises

Before digging into the primary law sources (statutes, rules, cases, and so on that we discuss below), you may want to do some background reading to get a firm grasp of your issue or question.

The Internet

A number of Internet sites contain large collections of articles written by experts about various aspects of bankruptcy. Good starting places are [Nolo's website](http://www.nolo.com), www.nolo.com, and www.legalconsumer.com, which offer lots of information and resources.

The Law Library

Providing you with a good treatise or encyclopedia discussion of bankruptcy is where the law library shines. This type of resource is not typically available online unless you find a way to access the expensive legal databases—Westlaw and Lexis—marketed almost exclusively to lawyers.

Collier on Bankruptcy

It's a good idea to get an overview of your subject before trying to find a precise answer to a precise question. The best way to do this is to find a general commentary on your subject by a bankruptcy expert. For example, if you want to find out whether a particular debt is nondischargeable, you should start by reading a general discussion about the type of debt you're dealing with. Or, if you don't know whether you're entitled to claim certain property as exempt, a good overview of your state's exemptions would get you started on the right track.

The most complete source of this type of background information is a set of books known as *Collier on Bankruptcy*, by Lawrence P. King, et al. (Matthew Bender). It's available in virtually all law libraries. *Collier* is both incredibly thorough and meticulously up to date; semiannual supplements, with all the latest developments, are in the front of each volume. In addition to comments on every aspect of bankruptcy law, *Collier* contains the bankruptcy statutes, rules, and exemption lists for every state.

Collier is organized according to the bankruptcy statutes. This means that the quickest way to find information in it is to know what statute you're looking for. (See the Bankruptcy Code sections set out below.) If you still can't figure out the governing statute, start with the *Collier* subject matter index. Be warned, however, that the index can be difficult to use because it contains a lot of bankruptcy jargon you may be unfamiliar with. A legal dictionary will be available in the library.

***Bankruptcy (National Edition)* published by The Rutter Group**

This four-volume set authored by Kathleen P. March, Esq., and Judge Alan M. Ahart provides nice crisp treatments of all the pesky little issues that can arise in a bankruptcy case. Because of its relatively low cost (at least from a library's standpoint; it goes for \$495), you are more likely to be able to find it in small county and court law libraries.

Foreclosure Resources

If you are facing foreclosure, you'll definitely want to look at *The Foreclosure Survival Guide*, by Stephen Elias (Nolo). This book explains the options available to you, then walks you through the necessary steps for handling your particular situation. If you are looking for a more comprehensive resource written primarily for lawyers, you can't do better than *Foreclosures*, by John Rao, Odette Williamson, and Tara Twomey (National Consumer Law Center). While the book is pricey (\$110), it is cheap compared to the consequences of losing your home or hiring a lawyer to represent you. Even if you do hire a lawyer, you can benefit from having your own independent source of information. You can order a copy online at www.nclc.org.

How to Use Law Libraries

Law libraries that are open to the public are most often found in and around courthouses. Law schools also frequently admit the public at least some of the time (not, typically, during exam time, over the summer, or during other breaks in the academic year).

If you're using a library as a member of the public, find a way to feel at home, even if it seems that the library is run mostly to serve members of the legal community. Almost without exception, law libraries come with law librarians. The law librarians will be helpful as long as you ask them the right questions. For example, the law librarians will help you find specific library resources (for instance, where you can find the federal bankruptcy statutes or rules), but they normally won't teach you the ins and outs of legal research. Nor will they give an opinion about what a law means, how you should deal with the court, or how your particular question should be answered. For instance, if you want to find a state case interpreting a particular exemption, the law librarian will show you where your state code is located on the shelves and may even point out the volumes that contain the exemptions. The librarian won't, however, help you interpret the exemption, apply the exemption to your specific facts, or tell you how to raise the exemption in your bankruptcy case. Nor is the librarian likely to tell you what additional research steps you can or should take. When it comes to legal research in the law library, self help is the order of the day.

For about half the price of its larger *Foreclosure* publication, the National Consumer Law Center (NCLC) offers a helpful resource titled *Foreclosure Prevention Counseling*, available through the NCLC Foreclosure Prevention Resource Center at www.consumerlaw.org/fprc.

Other Background Resources

For general discussions of bankruptcy issues, there are several other good places to start. An excellent all-around resource is called *Consumer Bankruptcy Law and Practice*. This volume, published by the National Consumer Law Center, is updated every year. It contains a complete discussion of Chapter 7 bankruptcy

procedures, the official bankruptcy forms, and a marvelous bibliography.

Another good treatise is a legal encyclopedia called *American Jurisprudence*, 2nd Series. Almost all law libraries carry it. The article on bankruptcy has an extensive table of contents, and the entire encyclopedia has an index. Between these two tools, you should be able to zero in on helpful material. Finally, some large and well-stocked law libraries carry a looseleaf publication known as the Commerce Clearing House (CCH) *Bankruptcy Law Reporter* (BLR). In this publication, you can find all three primary source materials relating to bankruptcy: statutes, rules, and cases.

If you are looking for information on adversary proceedings (such as how to defend against a creditor's challenge to the dischargeability of a debt), turn to *Represent Yourself in Court*, by Paul Bergman and Sara J. Berman (Nolo). It has an entire chapter on

representing yourself in adversary proceedings in bankruptcy court. If you need information on court procedures or the local rules of a specific court, consult the *Collier Bankruptcy Practice Manual*.

Finding Federal Bankruptcy Statutes

Title 11 of the United States Code contains all the statutes that govern your bankruptcy.

The Internet

If you are using the Internet, go to the Legal Information Institute of Cornell University Law School, www.law.cornell.edu. Cornell lets you browse laws by subject matter and also offers a keyword search. To help you in your browsing, here is a table setting out the various subject matter sections of the U.S. Code that apply to bankruptcy.

Bankruptcy Code Sections (11 U.S.C.)

§ 101 Definitions	§ 506 Allowed Secured Claims and Lien Avoidance
§ 109 Who May File for Which Type of Bankruptcy; Credit Counseling Requirements	§ 507 Priority Claims
§ 110 Rules for Bankruptcy Petition Preparers	§ 521 Paperwork Requirements and Deadlines
§ 111 Budget and Credit Counseling Agencies	§ 522 Exemptions; Residency Requirements for Homestead Exemption; Stripping Liens From Property
§ 302 Who Can File Joint Cases	§ 523 Nondischargeable Debts
§ 326 How Trustees Are Compensated	§ 524 Effect of Discharge and Reaffirmation of Debts
§ 332 Consumer Privacy Ombudsmen	§ 525 Prohibited Postbankruptcy Discrimination
§ 341 Meeting of Creditors	§ 526 Restrictions on Debt Relief Agencies
§ 342 Notice of Creditors' Meeting; Informational Notice to Debtors; Requirements for Notice by Debtors	§ 527 Required Disclosures by Debt Relief Agencies
§ 343 Examination of Debtor at Creditors' Meeting	§ 528 Requirements for Debt Relief Agencies
§ 348 Converting From One Type of Bankruptcy to Another	§ 541 What Property Is Part of the Bankruptcy Estate
§ 349 Dismissing a Case	§ 547 Preferences
§ 350 Closing and Reopening a Case	§ 548 Fraudulent Transfers
§ 362 The Automatic Stay	§ 554 Trustee's Abandonment of Property in the Bankruptcy Estate
§ 365 How Leases and Executory Contracts Are Treated in Bankruptcy	§ 707 The Means Test; Dismissal for Abuse; Conversion From Chapter 7 to Chapter 13
§ 366 Continuing or Reconnecting Utility Service	§ 722 Redemption of Liens on Personal Property
§ 501 Filing of Creditors' Claims	§ 727 Chapter 7 Discharge; Financial Management Counseling Requirements

The Law Library

Virtually every law library has at least one complete set of the annotated United States Code (“annotated” means that each statute is followed by citations and summaries of cases interpreting that provision). If you already have a citation to the statute you are seeking, you can use the citation to find the statute. However, if you have no citation—which is frequently the case—you can use either the index to Title 11 (the part of the Code that applies to bankruptcy) or the table we set out just above, which matches various issues that are likely to interest you with specific sections of Title 11.

Once you have found and read the statute, you can browse the one-paragraph summaries of written opinions issued by courts that have interpreted that particular statute. You will be looking to see whether a court has addressed your particular issue. If so, you can find and read the entire case in the law library. Reading what a judge has had to say about the statute regarding facts similar to yours is an invaluable guide to understanding how a judge is likely to handle the issue in your case, although when and where the case was decided may be important.

Finding the Federal Rules of Bankruptcy Procedure (FRBP)

The Federal Rules of Bankruptcy Procedure govern what happens if an issue is contested in the bankruptcy court. They also apply to certain routine bankruptcy procedures, such as deadlines for filing paperwork. Because most cases sail through the court without any need for the bankruptcy judge’s intervention, you may not need to be familiar with these rules. However, certain types of creditor actions in the bankruptcy court must proceed by way of a regular lawsuit conducted under both these rules and the Federal Rules of Civil Procedure—for example, complaints to determine dischargeability of a debt. If you are representing yourself in such a lawsuit, you’ll want to know these rules and look at the cases interpreting them. Any law library will have these rules. Your bankruptcy court’s website will also have a link to the rules, as does www.law.cornell.edu.

Finding Local Court Rules

Every bankruptcy court operates under a set of local rules that govern how it does business and what is expected of the parties who use it. Throughout this book, we have cautioned you to read the rules for your particular court so that your dealings with the court will go smoothly—and so you won’t end up getting tossed out of court if you become involved in litigation, such as an action to determine the dischargeability of a debt or a creditor’s motion to lift the automatic stay.

Your bankruptcy court clerk’s office will have the local rules available for you. Most courts also post their local rules on their own websites. To find the website for your court, take these steps:

- Step 1:** Go to www.uscourts.gov/links.html.
- Step 2:** Click the number on the map that is closest to where you live.
- Step 3:** Browse the list until you find your court and click on it.
- Step 4:** Click on the local rules link.

Court websites usually contain other helpful information as well, including case information, official and local bankruptcy forms, court guidelines (in addition to the local rules), information for lawyers and BPPs, information about the court and its judges, and the court calendar.

At the law library, the *Collier Bankruptcy Practice Manual* has the local rules for most (if not all) of the nation’s bankruptcy courts.

Finding Federal Court Bankruptcy Cases

Court opinions are vital to understanding how a particular law might apply to your individual case. The following levels of federal courts issue bankruptcy-related opinions:

- the U.S. Supreme Court
- the U.S. Courts of Appeals
- the Bankruptcy Appellate Panels
- the U.S. District Courts, and
- the bankruptcy courts.

Most bankruptcy-related opinions are, not surprisingly, issued by the bankruptcy courts. By comparison, very few bankruptcy opinions come out of the U.S. Supreme Court. The other courts are somewhere in the middle.

The Internet

Depending on the date the case was decided, U.S. Supreme Court decisions and U.S. Court of Appeals decisions are available for free on the Internet. For \$13.95 a month you can also subscribe to VersusLaw (at www.versuslaw.com), which provides U.S. Court of Appeals cases for an earlier period than you can get for free—often back to 1950. VersusLaw doesn't require you to sign a long-term contract. So, one payment of \$13.95 gets you a month's worth of research. Not too shabby. VersusLaw also publishes many U.S. District Court cases on its website. Opinions by the bankruptcy courts are generally not yet available over the Internet, unless you subscribe to Lexis or Westlaw, both of which are extremely pricey.

U.S. Supreme Court. To find a Supreme Court case, go to www.findlaw.com/cascode/supreme.html. Use one of the search options to locate a particular case. If you don't know the case name and you don't have a citation, enter some relevant words relating to your issue and see what you pull up. You can search cases all the way back to 1893.

U.S. Court of Appeals. You can find a U.S. Circuit Court of Appeals case back to roughly 1996. Follow these steps:

- Step 1:** Go to www.findlaw.com/cascode/index.html.
- Step 2:** Scroll down to U.S. Courts of Appeals—Opinions and Websites.
- Step 3:** Click on the link that contains your state's abbreviation.
- Step 4:** Use one of the search options to find the case.

Again, if you are looking for a case decided prior to 1996, your best bet is to sign up for VersusLaw, described just above.

U.S. District Court and Bankruptcy Court. Cases reported by the bankruptcy courts are generally not available online unless you subscribe to Westlaw, Lexis, or FastCase (www.fastcase.com). However, if you know the name of a particular case and the court that decided it, a Google search might lead you to a court's website, where some judges post their decisions. Still, you will probably have to take a trip to a law library if you want to know what the judges are doing in these courts—where the legal rubber meets the judicial road.

The Law Library

U.S. Supreme Court cases are published in three different book series:

- Supreme Court Reports
- Supreme Court Reporter, and
- Supreme Court Lawyer's Edition.

Some law libraries carry all three of these publications; others have only one. The cases are the same, but each series has different editorial enhancements.

U.S. Court of Appeals cases are published in the Federal Reporter (abbreviated simply as "F."). Most law libraries, large and small, carry this series.

Many U.S. District Court cases are published in the Federal Supplement (F.Supp.), a series available in most law libraries.

Written opinions of bankruptcy judges, and related appeals, are published in the Bankruptcy Reporter (B.R.), available in most mid- to large-sized libraries. To accurately understand how your bankruptcy court is likely to interpret the laws in your particular case, sooner or later you will need access to the Bankruptcy Reporter.

State Statutes

The secret to understanding what property you can keep frequently lies in the exemptions that your state allows you to claim. These exemptions are found in your state's statutes.

The Internet

Every state has its statutes online, including its exemption statutes. This means that you can read your state's exemption statutes for yourself. Follow these steps:

- Step 1:** Go to Appendix A. At the top of your state's exemption table, you'll see a general reference to the collection of state laws for your state that contain the exemption statutes.
- Step 2:** Go to www.nolo.com/legal-research.
- Step 3:** Find your state.
- Step 4:** Locate the collection of statutes mentioned in Appendix A.
- Step 5:** Use the exemption citation to the far right of your state's exemption table to search for the statute.

The Law Library

Your law library will have your state's statutes in book form, usually referred to as your state's code, annotated statutes, or compiled laws. Use Appendix A in this book to find a reference to the exemption statute you want to read, then use that reference to locate the exemption statute in the code. Once you find and read the statute, you can browse the summaries of court opinions interpreting the statute and, if you wish, read the cases in their entirety.

Alternatively, if your library has a copy of *Collier on Bankruptcy* or *Bankruptcy* by the Rutter Group (see above), you can find the exemptions for your state, accompanied by annotations summarizing state court interpretations.

State Court Cases

State courts are sometimes called on to interpret exemption statutes. If a court has interpreted the statute in which you are interested, you'll definitely want to chase down the relevant case and read it for yourself.

The Internet

All states make their more recent cases available free on the Internet—usually back to about 1996. To find these cases for your state:

- Step 1:** Go to www.law.cornell.edu/opinions.html#state.
- Step 2:** Click on your state.
- Step 3:** Locate the link to the court opinions for your state. This may be one link, or there may be separate links for your state's supreme court and your state's courts of appeal (the lower trial courts seldom publish their opinions, so you probably won't be able to find them).

If you want to go back to an earlier case, consider subscribing to VersusLaw at www.versuslaw.com. As mentioned earlier, you don't have to sign a long-term contract.

The Law Library

Your law library will have a collection of books that contain opinions issued by your state's courts. If you have a citation, you can go right to the case. If you don't have a citation, you'll need to use a digest to find relevant bankruptcy cases. Finding cases by subject matter is a little too advanced for this brief summary. See *Legal Research: How to Find & Understand the Law*, by Stephen Elias and the Editors of Nolo (Nolo), for more help.

Other Helpful Resources

Probably the most helpful bankruptcy website is maintained by the Office of the United States Trustee, at www.usdoj.gov/ust. This site provides lists of approved credit and financial management counseling agencies, median income figures for every state, the IRS national, regional, and local expenses you will need to complete the means test, and all of the forms you will need to file, in fill-in-the-blanks, PDF format. You can also download official bankruptcy forms from www.uscourts.gov/bkforms/index.html. However, this site doesn't include required local forms; for those, you'll have to visit your court or its website.

As part of the bankruptcy process, you are required to give the replacement (retail) value for all of the property you list in Schedule A (real property) and Schedule B (personal property). These figures are also the key to figuring out which of your property is exempt. Here are some tips on finding these values:

- **Cars:** Use the *Kelley Blue Book*, at www.kbb.com, or the website of the National Auto Dealers Association, www.nada.com.
- **Other personal property:** Check prices on eBay, www.ebay.com.
- **Homes:** Check the prices for which comparable homes have sold in the recent past. For a modest fee, you can get details on comparable homes, including sales history, number of bedrooms and baths, square footage, and property tax information, at www.smarthomebuy.com. Less-detailed information (purchase price, sales date, and address) is available free from sites like www.zillow.com, www.homevalues.com, www.domania.com, www.homeradar.com, and <http://list.realestate.yahoo.com/re/homevalues>.

Glossary

341 meeting. See “meeting of creditors.”

341 notice. A notice sent to the debtor and the debtor’s creditors announcing the date, time, and place for the first meeting of creditors. The 341 notice is sent along with the notice of bankruptcy filing and information about important deadlines by which creditors have to take certain actions, such as filing objections.

342 notice. A notice that the court clerk is required to give to debtors pursuant to Section 342 of the Bankruptcy Code, to inform them of their obligations as bankruptcy debtors and the consequences of not being completely honest in their bankruptcy case.

707(b) action. An action taken by the U.S. Trustee, the regular trustee, or any creditor, under authority of Section 707(b) of the Bankruptcy Code, to dismiss a debtor’s Chapter 7 filing on the ground of abuse.

Abuse. Misuse of the Chapter 7 bankruptcy remedy. This term is typically applied to Chapter 7 bankruptcy filings that should have been filed under Chapter 13 because the debtor appears to have enough disposable income to fund a Chapter 13 repayment plan.

Accounts receivable. Money or other property that one person or business owes to another for goods or services. Accounts receivable most often refer to the debts owed to a business by its customers.

Administrative expenses. The trustee’s fee, the debtor’s attorney fee, and other costs of bringing a bankruptcy case that a debtor must pay in full in a Chapter 13 repayment plan. Administrative costs are typically 10% of the debtor’s total payments under the plan.

Administrative Office of the United States Courts. The federal government agency that issues court rules and forms to be used by the federal courts, including bankruptcy courts.

Adversary action. Any lawsuit that begins with the filing of a formal complaint and formal service of process

on the parties being sued. In a bankruptcy case, adversary actions are often brought to determine the dischargeability of a debt or to recover property transferred by the debtor shortly before filing for bankruptcy.

Affidavit. A written statement of facts, signed under oath in front of a notary public.

Allowed secured claim. A debt that is secured by collateral or a lien against the debtor’s property, for which the creditor has filed a proof of claim with the bankruptcy court. The claim is secured only to the extent of the value of the property—for example, if a debtor owes \$5,000 on a note for a car that is worth only \$3,000, the remaining \$2,000 is an unsecured claim.

Amendment. A document filed by the debtor that changes one or more documents previously filed with the court. A debtor often files an amendment because the trustee requires changes to the debtor’s paperwork based on the testimony at the meeting of creditors.

Animals. An exemption category in many states. Some states specifically exempt pets or livestock and poultry. If your state simply allows you to exempt “animals,” you may include livestock, poultry, or pets. Some states exempt only domestic animals, which are usually considered to be all animals except pets.

Annuity. A type of insurance policy that pays out during the life of the insured, unlike life insurance, which pays out at the insured’s death. Once the insured reaches the age specified in the policy, he or she receives monthly payments until death.

Appliance. A household apparatus or machine, usually operated by electricity, gas, or propane. Examples include refrigerators, stoves, washing machines, dishwashers, vacuum cleaners, air conditioners, and toasters.

Arms and accoutrements. Arms are weapons (such as pistols, rifles, and swords); accoutrements are the furnishings of a soldier's outfit, such as a belt or pack, but not clothes or weapons.

Arms-length creditor. A creditor with whom the debtor deals in the normal course of business, as opposed to an insider (a friend, relative, or business partner).

Articles of adornment. See "jewelry."

Assessment benefits. See "stipulated insurance."

Assisted person. Any person contemplating or filing for bankruptcy who receives bankruptcy assistance, whose debts are primarily consumer debts, and whose nonexempt property is valued at less than \$150,000. A person or entity that offers help to an assisted person is called a "debt relief agency."

Automatic stay. An injunction automatically issued by the bankruptcy court when a debtor files for bankruptcy. The automatic stay prohibits most creditor collection activities, such as filing or continuing lawsuits, making written requests for payment, or notifying credit reporting bureaus of an unpaid debt.

Avails. Any amount available to the owner of an insurance policy other than the actual proceeds of the policy. Avails include dividend payments, interest, cash or surrender value (the money you'd get if you sold your policy back to the insurance company), and loan value (the amount of cash you can borrow against the policy).

Bankruptcy Abuse Prevention and Reform Act of 2005. The formal name of the new bankruptcy law that took effect on October 17, 2005.

Bankruptcy administrator. The official responsible for supervising the administration of bankruptcy cases, estates, and trustees in Alabama and North Carolina, where there is no U.S. Trustee.

Bankruptcy Appellate Panel. A specialized court that hears appeals of bankruptcy court decisions (available only in some regions).

Bankruptcy assistance. Goods or services provided to an "assisted person" for the purpose of providing information, advice, counsel, document preparation or filing, or attendance at a creditors' meeting; appearing in a case or proceeding on behalf of another person; or providing legal representation.

Bankruptcy Code. The federal law that governs the creation and operation of the bankruptcy courts and

establishes bankruptcy procedures. (You can find the Bankruptcy Code in Title 11 of the United States Code.)

Bankruptcy estate. All of the property you own when you file for bankruptcy, except for most pensions and educational trusts. The trustee technically takes control of your bankruptcy estate for the duration of your case.

Bankruptcy lawyer. A lawyer who specializes in bankruptcy and is licensed to practice law in the federal courts.

Bankruptcy petition preparer. Any nonlawyer who helps someone with his or her bankruptcy. Bankruptcy petition preparers (BPPs) are a special type of debt relief agency, regulated by the U.S. Trustee. Because they are not lawyers, BPPs can't represent anyone in bankruptcy court or provide legal advice.

Bankruptcy Petition Preparer Fee Declaration. An official form bankruptcy petition preparers must file with the bankruptcy court to disclose their fees.

Bankruptcy Petition Preparer Notice to Debtor. A written notice that bankruptcy petition preparers must provide to debtors who use their services. The notice explains that bankruptcy petition preparers aren't attorneys and that they are permitted to perform only certain acts, such as entering information in the bankruptcy petition and schedules under the direction of their clients.

Benefit or benevolent society benefits. See "fraternal benefit society benefits."

Building materials. Items, such as lumber, brick, stone, iron, paint, and varnish, that are used to build or improve a structure.

Burial plot. A cemetery plot.

Business bankruptcy. A bankruptcy in which the debts arise primarily from the operation of a business, including bankruptcies filed by corporations, limited liability companies, and partnerships.

Certification. The act of signing a document under penalty of perjury. (The document that is signed is also called a certification.)

Chapter 7 bankruptcy. A liquidation bankruptcy, in which the trustee sells the debtor's nonexempt property and distributes the proceeds to the debtor's creditors. At the end of the case, the debtor receives a discharge of all remaining debts, except those that cannot legally be discharged.

Chapter 9 bankruptcy. A type of bankruptcy restricted to governmental units.

Chapter 11 bankruptcy. A type of bankruptcy intended to help businesses reorganize their debt load in order to remain in business. A Chapter 11 bankruptcy is typically much more expensive than a Chapter 7 or 13 bankruptcy because all of the lawyers must be paid out of the bankruptcy estate.

Chapter 12 bankruptcy. A type of bankruptcy designed to help small farmers reorganize their debts.

Chapter 13 bankruptcy. A type of consumer bankruptcy designed to help individuals reorganize their debts and pay all or a portion of them over three to five years.

Chapter 13 plan. A document filed in a Chapter 13 bankruptcy in which the debtor shows how all of his or her projected disposable income will be used over a three- to five-year period to pay all mandatory debts—for example, back child support, taxes, and mortgage arrearages—as well as some or all unsecured, nonpriority debts, such as medical and credit card bills.

Claim. A creditor's assertion that the bankruptcy filer owes it a debt or obligation.

Clothing. As an exemption category, the everyday clothes you and your family need for work, school, household use, and protection from the elements. In many states, luxury items and furs are not included in the clothing exemption category.

Codebtor. A person who assumes an equal responsibility, along with the debtor, to repay a debt or loan.

Collateral. Property pledged by a borrower as security for a loan.

Common law property states. States that don't use a community property system to classify marital property.

Community property. Certain property owned by married couples in Arizona, California, Idaho, Louisiana, New Mexico, Nevada, Texas, Washington, Wisconsin, and, if both spouses agree, Alaska. Very generally, all property acquired during the marriage is considered community property, belonging equally to both spouses, except for gifts and inheritances by one spouse. Similarly, all debts incurred during the marriage are considered community debts, owed equally by both spouses, with limited exceptions.

Complaint. A formal document that initiates a lawsuit.

Complaint to determine dischargeability. A complaint initiating an adversary action in bankruptcy court that asks the court to decide whether a particular debt should be discharged at the end of the debtor's bankruptcy case.

Condominium. A building or complex in which separate units, such as townhouses or apartments, are owned by individuals, and the common areas (lobby, hallways, stairways, and so on) are jointly owned by the unit owners.

Confirmation. The bankruptcy judge's ruling approving a Chapter 13 plan.

Confirmation hearing. A court hearing conducted by a bankruptcy judge in which the judge decides whether a debtor's proposed Chapter 13 plan appears to be feasible and meets all applicable legal requirements.

Consumer bankruptcy. A bankruptcy in which a preponderance of the debt was incurred for personal, family, or household purposes.

Consumer debt. A debt incurred by an individual for personal, family, or household purposes.

Contingent debts. Debts that may be owed if certain events happen or conditions are satisfied.

Contingent interests in the estate of a decedent. The right to inherit property if one or more conditions to the inheritance are satisfied. For example, a debtor who will inherit property only if he survives his brother has a contingent interest.

Conversion. When a debtor who has filed one type of bankruptcy switches to another type—as when a Chapter 7 debtor converts to a Chapter 13 bankruptcy, or vice versa.

Cooperative housing. A building or other residential structure that is owned by a corporation formed by the residents. In exchange for purchasing stock in the corporation, the residents have the right to live in particular units.

Cooperative insurance. Compulsory employment benefits provided by a state or federal government, such as old age, survivors, disability, and health insurance, to assure a minimum standard of living for lower- and middle-income people. Also called social insurance.

Court clerk. The court employee who is responsible for accepting filings and other documents, and generally maintaining an accurate and efficient flow of paper and information in the court.

Cramdown. In a Chapter 13 bankruptcy, the act of reducing a secured debt to the replacement value of the collateral securing the debt.

Credit and debt counseling. Counseling that explores the possibility of repaying debts outside of bankruptcy and educates the debtor about credit, budgeting, and financial management. Under the new bankruptcy law, a debtor must undergo credit counseling with an approved provider before filing for bankruptcy.

Credit insurance. An insurance policy that covers a borrower for an outstanding loan. If the borrower dies or becomes disabled before paying off the loan, the policy will pay off the balance due.

Creditor. A person or institution to whom money is owed.

Creditor committee. In a Chapter 11 bankruptcy, a committee that represents the unsecured debtors in reorganization proceedings.

Creditor matrix. A specially formatted list of creditors that a debtor must file with the bankruptcy petition. The matrix helps the court notify creditors of the bankruptcy filing and the date and time set for the first meeting of creditors.

Creditors' meeting. See “meeting of creditors.”

Crops. Products of the soil or earth that are grown and raised annually and gathered in a single season. Thus, oranges (on the tree or harvested) are crops; an orange tree isn't.

Current market value. What property could be sold for. This is how a debtor's property was previously valued for purposes of determining whether the property is protected by an applicable exemption. Under the new bankruptcy law, property must be valued at its “replacement cost.”

Current monthly income. As defined by the new bankruptcy law, a bankruptcy filer's total gross income (whether taxable or not), averaged over the six-month period immediately preceding the month in which the bankruptcy is filed. The current monthly income is used to determine whether the debtor can file for Chapter 7 bankruptcy, among other things.

Debt. An obligation of any type, including a loan, credit, or promise to perform a contract or lease.

Debt relief agency. An umbrella term for any person or agency—including lawyers and bankruptcy petition preparers, but excluding banks, nonprofit and

government agencies, and employees of debt relief agencies—that provides bankruptcy assistance to a debtor. See “bankruptcy assistance” and “assisted person.”

Debtor. Someone who owes money to another person or business. Also, the generic term used to refer to anyone who files for bankruptcy.

Declaration. A written statement that is made under oath but not witnessed by a notary public.

Declaration of homestead. A form filed with the county recorder's office to put on record your right to a homestead exemption. In most states, the homestead exemption is automatic—that is, you are not required to record a homestead declaration in order to claim the homestead exemption. A few states do require such a recording, however.

Disability benefits. Payments made under a disability insurance or retirement plan when the insured is unable to work (or retires early) because of disability, accident, or sickness.

Discharge. A court order, issued at the conclusion of a Chapter 7 or Chapter 13 bankruptcy case, which legally relieves the debtor of personal liability for debts that can be discharged in that type of bankruptcy.

Discharge exceptions. Debts that are not discharged in a bankruptcy case. The debtor continues to owe these debts even after the bankruptcy is concluded.

Discharge hearing. A hearing conducted by a bankruptcy court to explain the discharge, urge the debtor to stay out of debt, and review reaffirmation agreements to make sure they are feasible and fair.

Dischargeability action. An adversary action brought by a party who asks the court to determine whether a particular debt qualifies for discharge.

Dischargeable debt. A debt that is wiped out at the conclusion of a bankruptcy case, unless the judge decides that it should not be.

Dismissal. When the court orders a case to be closed without providing the relief available under the bankruptcy laws. For example, a Chapter 13 case might be dismissed because the debtor fails to propose a feasible plan; a Chapter 7 case might be dismissed for abuse.

Disposable income. The difference between a debtor's “current monthly income” and allowable expenses. This is the amount that the bankruptcy law deems available to pay into a Chapter 13 plan.

Domestic animals. See “animals.”

Domestic support obligation. An obligation to pay alimony or child support to a spouse, child, or government entity pursuant to an order by a court or other governmental unit.

Doubling. The ability of married couples to double the amount of certain property exemptions when filing for bankruptcy together. The federal bankruptcy exemptions allow doubling. State laws vary—some permit doubling and some do not.

Education Individual Retirement Account. A type of account to which a person can contribute a certain amount of tax-deferred funds every year for the educational benefit of the debtor or certain relatives. Such an account is not part of the debtor’s bankruptcy estate.

Emergency bankruptcy filing. An initial bankruptcy filing that includes only the petition and the creditor matrix, filed right away because the debtor needs the protection of the automatic stay to prevent a creditor from taking certain action, such as a foreclosure. An emergency filing case will be dismissed if the other required documents and forms are not filed in a timely manner.

Endowment insurance. An insurance policy that gives an insured who lives for a specified time (the endowment period) the right to receive the face value of the policy (the amount paid at death). If the insured dies sooner, the beneficiary named in the policy receives the proceeds.

Equity. The amount you get to keep if you sell property—typically the property’s market value, less the costs of sale and the value of any liens on the property.

ERISA-qualified benefits. Pensions that meet the requirements of the Employee Retirement Income Security Act (ERISA), a federal law that sets minimum standards for such plans and requires beneficiaries to receive certain notices.

Executory contract. A contract in which one or both parties still have a duty to carry out one or more of the contract’s terms.

Exempt property. Property described by state and federal laws (exemptions) that a debtor is entitled to keep in a Chapter 7 bankruptcy. Exempt property cannot be taken and sold by the trustee for the benefit of the debtor’s unsecured creditors.

Exemptions. State and federal laws specifying the types of property creditors are not entitled to take to satisfy a debt, and the bankruptcy trustee is not entitled to take and sell for the benefit of the debtor’s unsecured creditors.

Farm tools. Tools used by a person whose primary occupation is farming. Some states limit farm tools of the trade to items that can be held in the hand, such as hoes, axes, pitchforks, shovels, scythes, and the like. In other states, farm tools also include plows, harnesses, mowers, reapers, and so on.

Federal exemptions. A list of exemptions contained in the federal Bankruptcy Code. Some states give debtors the option of using the federal exemptions rather than the state exemptions.

Federal Rules of Bankruptcy Procedure. A set of rules issued by the Administrative Office of the United States Courts, which govern bankruptcy court procedures.

Filing date. The date a bankruptcy petition in a particular case is filed. With few exceptions, debts incurred after the filing date are not discharged. Similarly, property owned before the filing date is part of the bankruptcy estate, while property acquired after the filing date is not.

Fines, penalties, and restitution. Debts owed to a court or a victim as a result of a sentence in a criminal matter. These debts are generally not dischargeable in bankruptcy.

Foreclosure. The process by which a creditor with a lien on real estate forces a sale of the property in order to collect on the lien. Foreclosure typically occurs when a homeowner defaults on a mortgage.

Fraternal benefit society benefits. Benefits, often group life insurance, paid for by fraternal societies, such as the Elks, Masons, Knights of Columbus, or the Knights of Maccabees, for their members. Also called benefit society, benevolent society, or mutual aid association benefits.

Fraud. Generally, an act that is intended to mislead another for the purpose of financial gain. In a bankruptcy case, fraud is any writing or representation intended to mislead creditors for the purpose of obtaining a loan or credit, or any act intended to mislead the bankruptcy court or the trustee.

Fraudulent transfer. In a bankruptcy case, a transfer of property to another for less than the property's value for the purpose of hiding the property from the bankruptcy trustee—for instance, when a debtor signs a car over to a relative to keep it out of the bankruptcy estate. Fraudulently transferred property can be recovered and sold by the trustee for the benefit of the creditors.

Fraudulently concealed assets. Property that a bankruptcy debtor deliberately fails to disclose as required by the bankruptcy rules.

Furnishings. An exemption category recognized in many states, which includes furniture, fixtures in your home (such as a heating unit, furnace, or built-in lighting), and other items with which a home is furnished, such as carpets and drapes.

Good faith. In a Chapter 13 case, when a debtor files for bankruptcy with the sincere purpose of paying off debts over the period of time required by law rather than for manipulative purposes—such as to prevent a foreclosure that by all rights should be allowed to proceed.

Goods and chattels. See “personal property.”

Group life or group health insurance. A single insurance policy covering individuals in a group (for example, employees) and their dependents.

Head of household. A person who supports and maintains, in one household, one or more people who are closely related to the person by blood, marriage, or adoption. Also referred to as “head of family.”

Health aids. Items needed to maintain their owner's health, such as a wheelchair, crutches, prosthesis, or a hearing aid. Many states require that health aids be prescribed by a physician.

Health benefits. Benefits paid under health insurance plans, such as Blue Cross/Blue Shield, to cover the costs of health care.

Heirloom. An item with special monetary or sentimental value, which is passed down from generation to generation.

Home equity loan. A loan made to a homeowner on the basis of the equity in the home—and secured by the home in the same manner as a mortgage.

Homestead exemption. A state or federal exemption applicable to property where the debtor lives when he or she files for bankruptcy—usually including boats and mobile homes.

Homestead declaration. See “declaration of homestead.”

Household good. As an exemption category, an item of permanent nature (as opposed to items consumed, like food or cosmetics) used in or about the house. This includes linens, dinnerware, utensils, pots and pans, and small electronic equipment like radios. Many state laws specifically list the types of household goods that fall within this exemption, as do the federal bankruptcy laws.

Householder. A person who supports and maintains a household, with or without other people. Also called a “housekeeper.”

Impairs an exemption. When a lien, in combination with any other liens on the property and the amount the debtor is entitled to claim as exempt, exceeds the value of the property the debtor could claim in the absence of any liens. For example, if property is worth \$15,000, there are \$5,000 worth of liens on the property, and the debtor is entitled to a \$5,000 exemption in the property, a lien that exceeded \$5,000 would impair the debtor's exemption. Certain types of liens that impair an exemption may be removed (avoided) by the debtor if the court so orders.

Implement. As an exemption category, an instrument, tool, or utensil used by a person to accomplish his or her job.

In lieu of homestead (or burial) exemption. Designates an exemption that is available only if you don't claim the homestead (or burial) exemption.

Individual Debtor's Statement of Intention. An official bankruptcy form that debtors with secured debts must file to indicate what they want to do with the property that secures the debt. For instance, a debtor with a car note must indicate whether he or she wants to keep the car and continue the debt (reaffirmation), pay off the car note at a reduced price (redemption), or give the car back to the creditor and cancel the debt.

Injunction. A court order prohibiting a person or entity from taking specified actions—for example, the automatic stay (in reality an automatic injunction), which prevents most creditors from trying to collect their debts.

Insider creditor. A creditor with whom the debtor has a personal relationship, such as a relative, friend, or business partner.

Intangible property. Property that cannot be physically touched, such as an ownership share in a corporation or a copyright. Documents—such as a stock certificate—may provide evidence of intangible property.

Involuntary dismissal. When a bankruptcy judge dismisses a case because the debtor fails to carry out his or her duties—such as filing papers in a timely manner and cooperating with the trustee—or because the debtor files the bankruptcy in bad faith or engages in abuse by wrongfully filing for Chapter 7 when he or she should have filed for Chapter 13.

Involuntary lien. A lien that is placed on the debtor's property without the debtor's consent—for instance, when the IRS places a lien on property for back taxes.

IRS expenses. A table of national and regional expense estimates published by the IRS. Debtors whose “current monthly income” is more than their state's “median family income” must use the IRS expenses to calculate their average net income in a Chapter 7 case, or their disposable income in a Chapter 13 case.

Jewelry. Items created for personal adornment; usually includes watches. Also called “articles of adornment.”

Joint debtors. Married people who file for bankruptcy together and pay a single filing fee.

Judgment proof. A description of a person whose income and property are such that a creditor can't (or won't) seize them to enforce a money judgment—for example, a dwelling protected by a homestead exemption or a bank account containing only a few dollars.

Judicial lien. A lien created by the recording of a court money judgment against the debtor's property—usually real estate.

Lease. A contract that governs the relationship between an owner of property and a person who wishes to use the property for a specific period of time—as in car and real estate leases.

Lien. A legal claim against property that must be paid before title to the property can be transferred. Liens can also often be collected through repossession (personal property) or foreclosure (real estate), depending on the type of lien.

Lien avoidance. A bankruptcy procedure in which certain types of liens can be removed from certain

types of property. Liens that are not avoided survive the bankruptcy even though the underlying debt may be cancelled—for instance, a lien remains on a car even if the debt evidenced by the car note is discharged in the bankruptcy.

Life estate. The right to live in, but not own, a specific home until your death.

Life insurance. A policy that provides for the payment of money to an individual (called the beneficiary) in the event of the death of another (called the insured). The policy matures (becomes payable) only when the insured dies.

Lifting the stay. When a bankruptcy court allows a creditor to continue with debt collection or other activities that are otherwise banned by the automatic stay. For instance, the court might allow a landlord to proceed with an eviction or a lender to repossess a car because the debtor has defaulted on the note.

Liquid assets. Cash or items that are easily convertible into cash, such as a money market account, stock, U.S. Treasury bill, or bank deposit.

Liquidated debt. An existing debt for a specified amount arising out of a contract or court judgment. In contrast, an unliquidated debt is a claim for an as-yet uncertain amount, such as for injuries suffered in a car accident before the case goes to court.

Lost future earnings. The portion of a lawsuit judgment intended to compensate an injured person for the money he or she won't be able to earn in the future because of the injury. Also called lost earnings payments or recoveries.

Luxuries. In bankruptcy, goods or services purchased by the debtor that a court decides were not appropriate in light of the debtor's insolvency. This might include vacations, jewelry, costly cars, or frequent meals at expensive restaurants.

Mailing matrix. See “creditor matrix.”

Marital debts. Debts owed jointly by a married couple.

Marital property. Property owned jointly by a married couple.

Marital settlement agreement. An agreement between a divorcing couple that sets out who gets what percentage (or what specific items) of the marital property, who pays what marital debts, and who gets custody and pays child support if there are children of the marriage.

Materialmen's and mechanics' liens. Liens imposed by statute on real estate when suppliers of materials, labor, and contracting services used to improve the real estate are not properly compensated.

Matured life insurance benefits. Insurance benefits that are currently payable because the insured person has died.

Means test. A formula that uses predefined income and expense categories to determine whether a debtor whose income is more than the median family income for his or her state should be allowed to file a Chapter 7 bankruptcy.

Median family income. An annual income figure for which there are as many families with incomes below that level as there are above that level. The U.S. Census Bureau publishes median family income figures for each state and for different family sizes. In bankruptcy, the median family income is used as a basis for determining whether a debtor must pass the means test to file Chapter 7 bankruptcy, and whether a debtor filing a Chapter 13 bankruptcy must commit all his or her projected disposable income to a five-year repayment plan.

Meeting of creditors. A meeting that the debtor is required to attend in a bankruptcy case, at which the trustee and creditors may ask the debtor questions about his or her property, information in the documents and forms he or she filed, and his or her debts.

Mortgage. A contract in which a loan to purchase real estate is secured by the real estate as collateral. If the borrower defaults on loan payments, the lender can foreclose on the property.

Motion. A formal legal procedure in which the bankruptcy judge is asked to rule on a dispute in the bankruptcy case. To bring a motion, a party must file a document explaining what relief is requested, the facts of the dispute, and the legal reasons why the court should grant the relief. The party bringing the motion must mail these documents to all affected parties and let them know when the court will hear argument on the motion.

Motion to avoid judicial lien on real estate. A motion brought by a bankruptcy debtor that asks the bankruptcy court to remove a judicial lien on real estate because the lien impairs the debtor's homestead exemption.

Motion to lift stay. A motion in which a creditor asks the court for permission to continue a court action or collection activities in spite of the automatic stay.

Motor vehicle. A self-propelled vehicle suitable for use on a street or road. This includes a car, truck, motorcycle, van, and moped. See also "tools of the trade."

Musical instrument. An instrument having the capacity, when properly operated, to produce a musical sound. Pianos, guitars, drums, drum machines, synthesizers, and harmonicas are all musical instruments.

Mutual aid association benefits. See "fraternal benefit society benefits."

Mutual assessment or mutual life. See "stipulated insurance."

Necessities. Articles needed to sustain life, such as food, clothing, medical care, and shelter.

Newly discovered creditors. Creditors who the debtor discovers after the bankruptcy is filed. If the case is still open, the debtor can amend the list to include the creditor; if the case is closed, it usually can be reopened to accommodate the amendment.

Nonbankruptcy federal exemptions. Federal laws that allow a debtor who has not filed for bankruptcy to keep creditors away from certain property. The debtor can also use these exemptions in bankruptcy if the debtor is using a state exemption system.

Nondischargeable debt. Debt that survives bankruptcy, such as back child support and most student loans.

Nonexempt property. Property in the bankruptcy estate that is unprotected by the exemption system available to the debtor (this is typically—but not always—the exemption system in the state where the debtor files bankruptcy). In a Chapter 7 bankruptcy, the trustee may sell it for the benefit of the debtor's unsecured creditors. In a Chapter 13 bankruptcy, debtors must propose a plan that pays their unsecured creditors at least the value of their unsecured property.

Nonpossessory nonpurchase-money lien. A lien placed on property that is already owned by the debtor and is used as collateral for the loan without being possessed by the lender. In contrast, a nonpurchase-money, possessory lien exists on collateral that is held by a pawnshop.

Nonpriority debt. A type of debt that is not entitled to be paid first in bankruptcy, as priority debts are. Nonpriority debts do not have to be paid in full in a Chapter 13 case.

Nonpriority, unsecured claim. A claim that is not for a priority debt (such as child support) and is not secured by collateral or other property. Typical examples include credit card debt, medical bills, and student loans. In a Chapter 13 repayment plan, nonpriority, unsecured claims are paid only after all other debts are paid.

Notice of appeal. A form that must be filed with a court when a party wishes to appeal a judgment or order issued by the court. Often, the notice of appeal must be filed within ten days of the date the order or judgment is entered in the court's records.

Objection. A document one party files to oppose a proposed action by another party—for instance, when a creditor or trustee files an objection to a bankruptcy debtor's claim of exemption.

Order for relief. The court's automatic injunction against certain collection and other activities that might negatively affect the bankruptcy estate. Another name for the "automatic stay."

Oversecured debt. A debt that is secured by collateral that is worth more than the amount of the debt.

PACER. An online, fee-based database containing bankruptcy court dockets (records of proceedings in bankruptcy cases) and federal court documents, such as court rules and recent appellate court decisions.

Pain and suffering damages. The portion of a court judgment intended to compensate for past, present, and future mental and physical pain, suffering, impairment of ability to work, and mental distress caused by an injury.

Partially secured debt. A debt secured by collateral that is worth less than the debt itself—for instance, when a person owes \$15,000 on a car that is worth only \$10,000.

Party in interest. Any person or entity that has a financial interest in the outcome of a bankruptcy case, including the trustee, the debtor, and all creditors.

Pension. A fund into which payments are made to provide an employee with income after retirement. Typically, the beneficiary can't access the account before retirement without incurring a significant

penalty, usually a tax. There are many types of pensions, including defined benefit pensions, provided by many large corporations, and individual pensions (such as 401(k) and IRA accounts). In bankruptcy, most pensions are not considered part of the bankruptcy estate and are therefore not affected by a bankruptcy filing.

Personal financial responsibility counseling. Under the new bankruptcy law, a two-hour class intended to teach good budget management. Every consumer bankruptcy filer must attend such a class in order to obtain a discharge in Chapter 7, Chapter 12, or Chapter 13 bankruptcy.

Personal injury cause of action. The right to seek compensation for physical and mental suffering, including injury to body, reputation, or both. For example, someone who is hit and injured by a car might have a personal injury cause of action against the driver.

Personal injury recovery. The portion of a lawsuit judgment or insurance settlement that is intended to compensate someone for physical and mental suffering, including physical injury, injury to reputation, or both. Bankruptcy exemptions usually do not apply to compensation for pain or suffering or punitive damages—in other words, that part of the recovery can be taken by the trustee in a Chapter 7 case.

Personal property. All property not classified as real property, including tangible items such as cars and jewelry, and intangible property such as stocks and pensions.

Petition. The document a debtor files to officially begin a bankruptcy case and ask for relief. Other documents and schedules must be filed to support the petition at the time it is filed, or shortly afterwards.

Pets. See "animals."

Preference. A payment made by a debtor to a creditor within a defined period prior to filing for bankruptcy—within three months for arms-length creditors (regular commercial creditors) and one year for insider creditors (friends, family, or business associates). Because a preference gives that debtor an edge over other debtors in the bankruptcy case, the trustee can recover the preference and distribute it among all of the creditors.

Prepetition. Any time prior to the moment the bankruptcy petition is filed.

Prepetition counseling. Debt or credit counseling that occurs before the bankruptcy petition is filed—as opposed to personal financial management counseling, which occurs after the petition is filed.

Presumed abuse. In a Chapter 7 bankruptcy, when the debtor has a current monthly income in excess of the family median income for the state where the debtor lives, and has sufficient income to propose a Chapter 13 plan under the “means test.” If abuse is presumed, the debtor has to prove that his or her Chapter 7 filing is not abusive in order to proceed further.

Primarily business debts. When the majority of debt owed by a bankruptcy debtor—in dollar terms—arises from debts incurred to operate a business.

Primarily consumer debts. When the majority of debt owed by a bankruptcy debtor—in dollar terms—arises from debts incurred for personal or family purposes.

Priority claim. See “priority debt.”

Priority creditor. A creditor who has filed a Proof of Claim showing that the debtor owes it a priority debt.

Priority debt. A type of debt that is paid first if there are distributions to be made from the bankruptcy estate. Priority debts include alimony and child support, fees owed to the trustee and attorneys in the case, and wages owed to employees. With one exception (back child support obligations assigned to government entities), priority claims must be paid in full in a Chapter 13 bankruptcy.

Proceeds for damaged exempt property. Money received through insurance coverage, arbitration, mediation, settlement, or a lawsuit to pay for exempt property that has been damaged or destroyed. For example, if a debtor had the right to use a \$30,000 homestead exemption, but his or her home was destroyed by fire, the debtor can instead exempt \$30,000 of the insurance proceeds.

Projected disposable income. The amount of income a debtor will have left over each month, after deducting allowable expenses, payments on mandatory debts, and administrative expenses from his or her current monthly income. This is

the amount the debtor must pay toward his or her unsecured nonpriority debts in a Chapter 13 plan.

Proof of Claim. A formal document filed by bankruptcy creditors in a bankruptcy case to assert their right to payments from the bankruptcy estate, if any payments are made.

Proof of Service. A document signed under penalty of perjury by the person serving a document showing how the service was made, who made it, and when.

Property of the estate. See “bankruptcy estate.”

Purchase-money loans. Loans that are made to purchase specific property items, and that use the property as collateral to assure repayment, such as car loans and mortgages.

Purchase-money security interest. A claim on property owned by the holder of a loan that was used to purchase the property and that is secured by the property (as collateral).

Reaffirmation. An agreement entered into after a bankruptcy filing (postpetition) between the debtor and a creditor in which the debtor agrees to repay all or part of a prepetition debt after the bankruptcy is over. For instance, a debtor makes an agreement with the holder of a car note that the debtor can keep the car and will continue to pay the debt after bankruptcy.

Real property. Real estate (land and buildings on the land, usually including mobile homes attached to a foundation).

Reasonable investigation. A bankruptcy attorney’s obligation, under the new bankruptcy law, to look into the information provided to them by their clients.

Redemption. In a Chapter 7 bankruptcy, when the debtor obtains legal title to collateral for a secured debt by paying the secured creditor the replacement value of the collateral in a lump sum. For example, a debtor may redeem a car note by paying the lender the replacement value of the car (what a retail vendor would charge for the car, considering its age and condition).

Reopen a case. To open a closed bankruptcy case—usually for the purpose of adding an overlooked creditor or filing a motion to avoid an overlooked lien. A debtor must request that the court reopen the case.

Repayment plan. An informal plan to repay creditors most or all of what they are owed outside of bankruptcy. Also refers to the plan proposed by a debtor in a Chapter 13 case.

Replacement cost. What it would cost to replace a particular item by buying it from a retail vendor, considering its age and condition—for instance, when buying a car from a used car dealer, furniture from a used furniture shop, or electronic equipment on eBay.

Repossession. When a secured creditor takes property used as collateral because the debtor has defaulted on the loan secured by the collateral.

Request to lift the stay. A written request filed in bankruptcy court by a creditor, which seeks permission to engage in debt collection activity otherwise prohibited by the automatic stay.

Schedule A. The official bankruptcy form a debtor must file to describe all of his or her real property.

Schedule B. The official bankruptcy form a debtor must file to describe all personal property owned by the debtor, including tangible property, such as jewelry and vehicles, and intangible property, such as investments and accounts receivable.

Schedule C. The official bankruptcy form a debtor must file to describe the property the debtor is claiming as exempt, and the legal basis for the claims of exemption.

Schedule D. The official bankruptcy form a debtor must file to describe all secured debts owed by the debtor, such as car notes and mortgages.

Schedule E. The official bankruptcy form a debtor must file to describe all priority debts owed by the debtor, such as back child support and taxes.

Schedule F. The official bankruptcy form a debtor must file to describe all nonpriority, unsecured debts owed by the debtor, such as most credit card and medical bills.

Schedule G. The official bankruptcy form a debtor must file to describe any leases and executory contracts (contracts under which one or both parties still have obligations) to which the debtor is a party.

Schedule H. The official bankruptcy form a debtor must file to describe all codebtors that might be affected by the bankruptcy.

Schedule I. The official bankruptcy form a debtor must file to describe the debtor's income.

Schedule J. The official bankruptcy form a debtor must file to describe the debtor's actual monthly expenses.

Schedules. Official bankruptcy forms a debtor must file, detailing the debtor's property, debts, income, and expenses.

Second deed of trust. A loan against real estate made after the original mortgage (or first deed of trust). Most home equity loans are second deeds of trust.

Secured claim. A debt secured by collateral under a written agreement (for instance, a mortgage or car note) or by operation of law—such as a tax lien.

Secured creditor. The owner of a secured claim.

Secured debt. A debt secured by collateral.

Secured interest. A claim to property used as collateral. For instance, a lender on a car note retains legal title to the car until the loan is paid off.

Secured property. Property that is collateral for a secured debt.

Serial bankruptcy filing. A practice used by some debtors to file and dismiss one bankruptcy after another to obtain the protection of the automatic stay, even though the bankruptcies themselves offer no debt relief—for instance, when a debtor files successive Chapter 13 cases to prevent foreclosure of his or her home even though there are no debts to repay.

Sickness benefits. See “disability benefits.”

State exemptions. State laws that specify the types of property creditors are not entitled to take to satisfy a debt, and the bankruptcy trustee is not entitled to take and sell for the benefit of the debtor's unsecured creditors.

Statement of Affairs. The official bankruptcy form a debtor must file to describe the debtor's legal, economic, and business transactions for the several years prior to filing, including gifts, preferences, income, closing of deposit accounts, lawsuits, and other information that the trustee needs to assess the legitimacy of the bankruptcy and the true extent of the bankruptcy estate.

Statement of Current Monthly Income and Disposable

Income Calculation. The official bankruptcy form a debtor must file in a Chapter 13 case, setting out the debtor's current monthly income and calculating the debtor's projected disposable income that will determine how much will be paid to the debtor's unsecured creditors.

Statement of Current Monthly Income and Means Test

Calculation. The official bankruptcy form a debtor must file in a Chapter 7 filing that shows the debtor's current monthly income, calculates whether the debtor's income is higher than the state's median family income, and, if so, uses the means test to determine whether a Chapter 7 bankruptcy would constitute abuse.

Statement of Intention. The official bankruptcy form a debtor must file in a Chapter 7 case to tell the court and secured creditors how the debtor plans to treat his or her secured debts—that is, reaffirm the debt, redeem the debt, or surrender the property and discharge the debt.

Statement of Social Security Number. The official bankruptcy form a debtor must file to disclose the debtor's complete Social Security number.

Statutory lien. A lien imposed on property by law, such as tax liens and mechanics' liens, as opposed to voluntary liens (such as mortgages) and liens arising from court judgments (judicial liens).

Stay. See “automatic stay.”

Stipulated insurance. An insurance policy that allows the insurance company to assess an amount on the insured, above the standard premium payments, if the company experiences losses worse than had been calculated into the standard premium. Also called assessment, mutual assessment, or mutual life insurance.

Stock options. A contract between a corporation and an employee that gives the employee the right to purchase corporate stock at a specific price mentioned in the contract (the strike price).

Strip down of lien. In a Chapter 13 bankruptcy, when the amount of a lien on collateral is reduced to the collateral's replacement value. See “cramdown.”

Student loan. A type of loan made for educational purposes by nonprofit or commercial lenders with repayment and interest terms dictated by federal law. Student loans are not dischargeable in bankruptcy unless the debtor can show that repaying the loan would impose an “undue hardship.”

Substantial abuse. Under the old bankruptcy law, filing a Chapter 7 bankruptcy when a Chapter 13 bankruptcy was feasible.

Suits, executions, garnishments, and attachments. Activities engaged in by creditors to enforce money judgments, typically involving the seizure of wages and bank accounts.

Summary of Schedules. The official bankruptcy form a debtor must file to summarize the property and debt information contained in a debtor's schedules.

Surrender value. See “avails.”

Surrendering collateral. In Chapter 7 bankruptcy, the act of returning collateral to a secured lender in order to discharge the underlying debt—for example, returning a car to discharge the car note.

Tangible personal property. See “tangible property” and “personal property.”

Tangible property. Property that may be physically touched. Examples include money, furniture, cars, jewelry, artwork, and houses. Compare “intangible property.”

Tax lien. A statutory lien imposed on property to secure payment of back taxes—typically income and property taxes.

Tenancy by the entirety. A way that married couples can hold title to property in about half of the states. When one spouse dies, the surviving spouse automatically owns 100% of the property. In most cases, this type of property is not part of the bankruptcy estate if only one spouse files.

To ____ acres. A limitation on the size of a homestead that may be exempted.

Tools of the trade. Items needed to perform a line of work that a debtor is currently doing and relying on for support. For a mechanic, plumber, or carpenter, for example, tools of trade are the implements used to repair, build, and install. Traditionally, tools of the trade were limited to items that could be held in the hand. Most states, however, now embrace a broader definition, and a debtor may be able to fit many items under a tool of trade exemption.

Transcript of tax return. A summary of a debtor's tax return provided by the IRS upon the debtor's request, usually acceptable as a substitute for the return in the instances when a return must be filed under the new bankruptcy law.

Trustee. An official appointed by the bankruptcy court to carry out the administrative tasks associated with a bankruptcy and to seize and sell nonexempt

property in the bankruptcy estate for the benefit of the debtor's unsecured creditors.

U.S. Trustee. An official employed by the Office of the U.S. Trustee (a division of the U.S. Department of Justice) who is responsible for overseeing the bankruptcy trustees, regulating credit and personal financial management counselors, regulating bankruptcy petition preparers, auditing bankruptcy cases, ferreting out fraud, and generally making sure that the bankruptcy laws are obeyed.

Undersecured debt. A debt secured by collateral that is worth less than the debt.

Undue hardship. The conditions under which a debtor may discharge a student loan—for example, when the debtor has no income and little chance of earning enough to repay the loan in the future.

Unexpired lease. A lease that is still in effect.

Unmatured life insurance. A policy that is not yet payable because the insured is still alive.

Unscheduled debt. A debt that is not included in the schedules accompanying a bankruptcy filing, perhaps because it was overlooked or intentionally left out.

Unsecured priority claims. Priority claims that aren't secured by collateral, such as back child support or taxes for which no lien has been placed on the debtor's property.

Valuation of property. The act of determining the replacement value of property for the purpose of describing it in the bankruptcy schedules, determining whether it is protected by an applicable exemption, redeeming secured property, or cramming down a lien in Chapter 13 bankruptcy.

Voluntary dismissal. When a bankruptcy debtor dismisses his or her Chapter 7 or Chapter 13 case on his or her own, without coercion by the court.

Voluntary lien. A lien agreed to by the debtor, as when the debtor signs a mortgage, car note, or second deed of trust.

Weekly net earnings. The earnings a debtor has left after mandatory deductions, such as income tax, mandatory union dues, and Social Security contributions, have been subtracted from the debtor's gross income.

Wildcard exemption. A dollar value that the debtor can apply to any type of property to make it—or more of it—exempt. In some states, filers may use the unused portion of a homestead exemption as a wildcard exemption.

Willful and malicious act. An act done with the intent to cause harm. In a Chapter 7 bankruptcy, a debt arising from the debtor's willful and malicious act is not discharged if the victim proves to the bankruptcy court's satisfaction that the act occurred.

Willful or malicious act resulting in a civil judgment. A bad act that was careless or reckless, but was not necessarily intended to cause harm. In a Chapter 13 case, a debt arising from the debtor's act that was either willful or malicious is not discharged if it is part of a civil judgment.

Wrongful death cause of action. The right to seek compensation for having to live without a deceased person. Usually only the spouse and children of the deceased have a wrongful death cause of action.

Wrongful death recoveries. The portion of a lawsuit judgment intended to compensate a plaintiff for having to live without a deceased person. The compensation is intended to cover the earnings and the emotional comfort and support the deceased would have provided. ●



State and Federal Exemption Charts

Doubling.....	318	Mississippi.....	336
Residency Requirements for Claiming State Exemptions.....	318	Missouri.....	336
Retirement Accounts.....	319	Montana.....	337
Alabama.....	320	Nebraska.....	338
Alaska.....	320	Nevada.....	338
Arizona.....	321	New Hampshire.....	339
Arkansas.....	321	New Jersey.....	339
California—System 1.....	322	New Mexico.....	340
California—System 2.....	323	New York.....	340
Colorado.....	323	North Carolina.....	341
Connecticut.....	324	North Dakota.....	342
Delaware.....	325	Ohio.....	342
District of Columbia.....	325	Oklahoma.....	343
Florida.....	326	Oregon.....	344
Georgia.....	326	Pennsylvania.....	345
Hawaii.....	327	Rhode Island.....	345
Idaho.....	328	South Carolina.....	346
Illinois.....	328	South Dakota.....	347
Indiana.....	329	Tennessee.....	347
Iowa.....	330	Texas.....	348
Kansas.....	330	Utah.....	349
Kentucky.....	331	Vermont.....	349
Louisiana.....	332	Virginia.....	350
Maine.....	332	Washington.....	351
Maryland.....	333	West Virginia.....	351
Massachusetts.....	334	Wisconsin.....	352
Michigan.....	334	Wyoming.....	352
Minnesota.....	335	Federal Bankruptcy Exemptions.....	353
		Federal Nonbankruptcy Exemptions.....	354

The charts in this appendix summarize the laws that determine how much property debtors can keep when they file for Chapter 7 bankruptcy. As you will see, the charts are divided into categories of property, such as insurance, personal property, and wages. Following each exemption, we list the numerical citation to the state statute that includes the exemption. You'll need this information to complete your bankruptcy forms, as explained in Ch. 6.

The states are listed alphabetically, followed by the federal exemptions. (We also note the states that allow you to choose between the federal and state bankruptcy exemptions—see Ch. 3 for more information.)



CROSS-REFERENCE

Need help understanding a term? Many of the categories, types of property, and other terms used in these charts are defined in the Glossary, which you'll find right before this appendix.

Doubling

When married couples file for bankruptcy jointly, federal law and the laws of many states allow each person to claim the full amount of an exemption. (11 U.S.C. § 522.) Because these couples get to claim twice the amount available to those who file alone, this practice is informally known as “doubling.”

Not all states allow doubling, however. And some states allow married filers to double only certain exemptions (for example, they can double personal property exemptions but not the homestead exemption). In the charts that follow, we indicate exemptions that cannot be doubled (and states that don't allow doubling at all). Unless you see a note stating that you cannot double, assume that you can.



CAUTION

These charts provide general information only.

There are exceptions to state exemption laws that are much too detailed to include here. For example, even if an item is listed as exempt in one of these charts, you might have to give it up to pay a child support or tax debt. Consider doing further legal research or consulting an attorney about the exemptions you plan to claim, particularly if you anticipate—or are facing—a challenge to the value or types of property you want to keep. And, if valuable or cherished property is at stake, you may want to consult a local lawyer or accountant who is experienced in asset protection strategies.

Residency Requirements for Claiming State Exemptions

Prior to the new bankruptcy law, filers could use the exemptions of the state where they lived when they filed for bankruptcy. Under the new rules, however, some filers will have to use the exemptions of the state where they *used* to live. Congress was concerned about people gaming the system by moving to states with liberal exemptions just to file for bankruptcy. As a result, filers must now meet certain residency requirements before they can use a state's exemption system.

Here is a summary of these new rules:

- If you have been domiciled (that is, made your permanent home) in your current state for at least two years, you can use that state's exemptions.
- If you have been domiciled in your current state for more than 91 days but less than two years, you must use the exemptions of the state where you lived for the greater part of the 180-day period immediately prior to the two-year period preceding your filing.
- If you have been domiciled in your current state for fewer than 91 days, you can either file in the state where you lived immediately before (as long as you lived there for at least 91 days) or wait until you have logged 91 days in your new home and file in your current state. Once you figure out where you can file, you'll need to use whatever exemptions are available to you according to the rules set out above.

- If the state you are filing in offers a choice between the state and federal bankruptcy exemptions, you can use the federal exemption list regardless of how long you've been living in the state.
- If these rules deprive you of the right to use *any* state's exemptions, you can use the federal exemption list. For example, some states allow their exemptions to be used only by current state residents, which might leave former residents who haven't lived in their new home state for at least two years without any available state exemptions.

For more detailed information and examples, see Ch. 3.

A longer residency requirement applies to homestead exemptions: If you acquired a home in your current state within the 40 months before you file for bankruptcy (and you didn't purchase it with the proceeds from selling another home in that state), your homestead exemption will be subject to a cap of \$136,875, even if the state homestead exemption available to you is larger. For detailed information on homestead exemptions, see Ch. 4.

Retirement Accounts

Under the 2005 bankruptcy law, virtually all types of tax-exempt retirement accounts are exempt in bankruptcy, whether you use the state or federal exemptions. You can exempt 401(k)s, 403(b)s, profit-sharing and money purchase plans, IRAs (including Roth, SEP, and SIMPLE IRAs), and defined-benefit plans.

These exemptions are unlimited—that is, the entire account is exempt, regardless of how much money is in it—except in the case of traditional and Roth IRAs. For these types of IRAs only, the exemption is limited to a total value of \$1,095,000 per person (this figure will be adjusted every three years for inflation). If you have more than one traditional or Roth IRA, you don't get to exempt \$1,095,000 per account; your total exemption, no matter how many accounts you have, is \$1,095,000.

If you are using the federal bankruptcy exemptions, you can find this new retirement account provision at 11 U.S.C. § 522(d)(12). If you are using state exemptions, cite 11 U.S.C. § 522(b)(3)(C) as the applicable exemption when you complete your bankruptcy papers.

Alabama

Federal bankruptcy exemptions not available. All law references are to Alabama Code unless otherwise noted.

ASSET	EXEMPTION	LAW
homestead	Real property or mobile home to \$5,000; property cannot exceed 160 acres	6-10-2
	Must record homestead declaration before attempted sale of home	6-10-20
insurance	Annuity proceeds or avails to \$250 per month	27-14-32
	Disability proceeds or avails to an average of \$250 per month	27-14-31
	Fraternal benefit society benefits	27-34-27
	Life insurance proceeds or avails	6-10-8; 27-14-29
	Life insurance proceeds or avails if clause prohibits proceeds from being used to pay beneficiary's creditors	27-15-26
	Mutual aid association benefits	27-30-25
pensions	Tax-exempt retirement accounts, including 401(k)s, 403(b)s, profit-sharing and money purchase plans, SEP and SIMPLE IRAs, and defined-benefit plans	11 U.S.C. § 522(b)(3)(C)
	Traditional and Roth IRAs to \$1,095,000 per person	11 U.S.C. § 522(b)(3)(C); (n)
	IRAs & other retirement accounts	19-3B-508
	Judges (only payments being received)	12-18-10(a),(b)
	Law enforcement officers	36-21-77
	Spendthrift trusts (with exceptions)	19-3B-501 to 503
	State employees	36-27-28
	Teachers	16-25-23
personal property	Books of debtor & family	6-10-6
	Burial place for self & family	6-10-5
	Church pew for self & family	6-10-5
	Clothing of debtor & family	6-10-6
	Family portraits or pictures	6-10-6
public benefits	Aid to blind, aged, disabled; & other public assistance	38-4-8
	Crime victims' compensation	15-23-15(e)
	Southeast Asian War POWs' benefits	31-7-2
	Unemployment compensation	25-4-140
	Workers' compensation	25-5-86(b)
tools of trade	Arms, uniforms, equipment that state military personnel are required to keep	31-2-78
wages	With respect to consumer loans, consumer credit sales, & consumer leases, 75% of weekly net earnings or 30 times the federal minimum hourly wage; all other cases, 75% of earned but unpaid wages; bankruptcy judge may authorize more for low-income debtors	5-19-15; 6-10-7
wildcard	\$3,000 of any personal property, except wages	6-10-6

Alaska

Alaska law states that only the items found in Alaska Statutes §§ 9.38.010, 9.38.015(a), 9.38.017, 9.38.020, 9.38.025, and 9.38.030 may be exempted in bankruptcy. In *In re McNutt*, 87 B.R. 84 (9th Cir. 1988), however, an Alaskan debtor used the federal bankruptcy exemptions. All law references are to Alaska Statutes unless otherwise noted.

Alaska exemption amounts are adjusted regularly by administrative order. Current amounts are found at 8 Alaska Admin. Code tit. 8, § 95.030.

ASSET	EXEMPTION	LAW
homestead	\$70,200 (joint owners may each claim a portion, but total can't exceed \$70,200)	09.38.010(a)
insurance	Disability benefits	09.38.015(b); 09.38.030(e)(1),(5)
	Fraternal benefit society benefits	21.84.240
	Life insurance or annuity contracts, total avails to \$13,000	09.38.025
	Medical, surgical, or hospital benefits	09.38.015(a)(3)
miscellaneous	Alimony, to extent wages exempt	09.38.030(e)(2)
	Child support payments made by collection agency	09.38.015(b)
	Liquor licenses	09.38.015(a)(7)
	Property of business partnership	09.38.100(b)
pensions	Tax-exempt retirement accounts, including 401(k)s, 403(b)s, profit-sharing and money purchase plans, SEP and SIMPLE IRAs, and defined-benefit plans	11 U.S.C. § 522(b)(3)(C)
	Traditional and Roth IRAs to \$1,095,000 per person	11 U.S.C. § 522(b)(3)(C); (n)
	Elected public officers (only benefits building up)	09.38.015(b)
	ERISA-qualified benefits deposited more than 120 days before filing bankruptcy	09.38.017
	Judicial employees (only benefits building up)	09.38.015(b)
	Public employees (only benefits building up)	09.38.015(b); 39.35.505
	Roth & traditional IRAs, medical savings accounts	09.38.017(e)(3)
	Teachers (only benefits building up)	09.38.015(b)
	Other pensions, to extent wages exempt (only payments being received)	09.38.030(e)(5)
	Books, musical instruments, clothing, family portraits, household goods, & heirlooms to \$3,900 total	09.38.020(a)
	Building materials	34.35.105
	Burial plot	09.38.015(a)(1)
personal property	Cash or other liquid assets to \$1,820; for sole wage earner in household, \$2,860 (restrictions apply—see <i>wages</i>)	09.38.030(b)
	Deposit in apartment or condo owners' association	09.38.010(e)
	Health aids needed	09.38.015(a)(2)
	Jewelry to \$1,300	09.38.020(b)
	Money held in mortgage escrow accounts after July 1, 2008	09.38.015(e)
	Motor vehicle to \$3,900; vehicle's market value can't exceed \$26,000	09.38.020(e)
	Personal injury recoveries, to extent wages exempt	09.38.030(e)(3)
	Pets to \$1,300	09.38.020(d)
	Proceeds for lost, damaged, or destroyed exempt property	09.38.060
	Tuition credits under an advance college tuition payment contract	09.38.015(a)(8)
	Wrongful death recoveries, to extent wages exempt	09.38.030(e)(3)

public benefits	Adult assistance to elderly, blind, disabled	47.25.550
	Alaska benefits for low-income seniors	09.38.015(a)(11)
	Alaska longevity bonus	09.38.015(a)(5)
	Crime victims' compensation	09.38.015(a)(4)
	Federally exempt public benefits paid or due	09.38.015(a)(6)
	General relief assistance	47.25.210
	Senior care (prescription drug) benefits	09.38.015(a)(10)
	20% of permanent fund dividends	43.23.065
	Unemployment compensation	09.38.015(b); 23.20.405
	Workers' compensation	23.30.160
tools of trade	Implements, books, & tools of trade to \$3,640	09.38.020(c)
wages	Weekly net earnings to \$456; for sole wage earner in a household, \$716; if you don't receive weekly or semimonthly pay, you can claim \$1,820 in cash or liquid assets paid any month; for sole wage earner in household, \$2,860	9.38.030(a),(b); 9.38.050(b)
wildcard	None	

Arizona

Federal bankruptcy exemptions not available. All law references are to Arizona Revised Statutes unless otherwise noted.

ASSET	EXEMPTION	LAW
homestead	Real property, an apartment, or mobile home you occupy to \$150,000; sale proceeds exempt 18 months after sale or until new home purchased, whichever occurs first (husband & wife may not double)	33-1101(A)
	May record homestead declaration to clarify which one of multiple eligible parcels is being claimed as homestead	33-1102
insurance	Fraternal benefit society benefits	20-877
	Group life insurance policy or proceeds	20-1132
	Health, accident, or disability benefits	33-1126(A)(4)
	Life insurance cash value or proceeds, or annuity contract if owned at least two years and beneficiary is dependent family member	33-1126(A)(6); 20-1131(D)
	Life insurance proceeds to \$20,000 if beneficiary is spouse or child	33-1126(A)(1)
miscellaneous	Alimony, child support needed for support	33-1126(A)(3)
	Minor child's earnings, unless debt is for child	33-1126(A)(2)
pensions <i>see also wages</i>	Tax-exempt retirement accounts, including 401(k)s, 403(b)s, profit-sharing and money purchase plans, SEP and SIMPLE IRAs, and defined-benefit plans	11 U.S.C. § 522(b)(3)(C)
	Traditional and Roth IRAs to \$1,095,000 per person	11 U.S.C. § 522(b)(3)(C); (n)
	Board of regents members, faculty & administrative officers under board's jurisdiction	15-1628(l)
	District employees	48-227
	ERISA-qualified benefits deposited over 120 days before filing	33-1126(B)
	IRAs & Roth IRAs	33-1126(B) <i>In re Herrscher</i> , 121 B.R. 29 (D. Ariz. 1989)
	Firefighters	9-968
	Police officers	9-931
	Rangers	41-955
	State employees' retirement & disability	38-792; 38-797.11

personal property <i>husband & wife may double all personal property</i>	2 beds & bedding; 1 living room chair per person; 1 dresser, table, lamp; kitchen table; dining room table & 4 chairs (1 more per person); living room carpet or rug; couch; 3 lamps; 3 coffee or end tables; pictures, paintings, personal drawings, family portraits; refrigerator, stove, washer, dryer, vacuum cleaner; TV, radio, stereo, alarm clock to \$4,000 total	33-1123
	Bank deposit to \$150 in one account	33-1126(A)(9)
	Bible; bicycle; sewing machine; typewriter; burial plot; rifle, pistol, or shotgun to \$500 total	33-1125
	Books to \$250; clothing to \$500; wedding & engagement rings to \$1,000; watch to \$100; pets, horses, milk cows, & poultry to \$500; musical instruments to \$250	33-1125
	Food & fuel to last 6 months	33-1124
	Funeral deposits to \$5,000	32-1391.05(4)
	Health aids	33-1125(9)
	Motor vehicle to \$5,000 (\$10,000, if debtor is physically disabled)	33-1125(8)
	Prepaid rent or security deposit to \$1,000 or 1½ times your rent, whichever is less, in lieu of homestead	33-1126(C)
	Proceeds for sold or damaged exempt property	33-1126(A)(5),(8)
	Wrongful death awards	12-592
public benefits	Unemployment compensation	23-783(A)
	Welfare benefits	46-208
	Workers' compensation	23-1068(B)
tools of trade <i>husband & wife may double</i>	Arms, uniforms, & accoutrements of profession or office required by law	33-1130(3)
	Farm machinery, utensils, seed, instruments of husbandry, feed, grain, & animals to \$2,500 total	33-1130(2)
	Library & teaching aids of teacher	33-1127
	Tools, equipment, instruments, & books to \$2,500	33-1130(1)
wages	75% of earned but unpaid weekly net earnings or 30 times the federal minimum hourly wage; 50% of wages for support orders; bankruptcy judge may authorize more for low-income debtors	33-1131
wildcard	None	

Arkansas

Federal bankruptcy exemptions available. All law references are to Arkansas Code Annotated unless otherwise noted.

Note: *In re Holt*, 894 F.2d 1005 (8th Cir. 1990) held that Arkansas residents are limited to exemptions in the Arkansas Constitution. Statutory exemptions can still be used within Arkansas for nonbankruptcy purposes, but they cannot be claimed in bankruptcy.

ASSET	EXEMPTION	LAW
homestead <i>choose Option 1 or 2</i>	1. For married person or head of family: unlimited exemption on real or personal property used as residence to ¼ acre in city, town, or village, or 80 acres elsewhere; if property is between ¼–1 acre in city, town, or village, or 80–160 acres elsewhere, additional limit is \$2,500; homestead may not exceed 1 acre in city, town, or village, or 160 acres elsewhere (husband & wife may not double)	Constitution 9-3; 9-4, 9-5; 16-66-210; 16-66-218(b)(3), (4); <i>In re Stevens</i> , 829 F.2d 693 (8th Cir. 1987)
	2. Real or personal property used as residence to \$800 if single; \$1,250 if married	16-66-218(a)(1)

insurance	Annuity contract	23-79-134
	Disability benefits	23-79-133
	Fraternal benefit society benefits	23-74-403
	Group life insurance	23-79-132
	Life, health, accident, or disability cash value or proceeds paid or due to \$500	16-66-209; Constitution 9-1, 9-2; <i>In re Holt</i> , 894 F.2d 1005 (8th Cir. 1990)
	Life insurance proceeds if clause prohibits proceeds from being used to pay beneficiary's creditors	23-79-131
	Life insurance proceeds or avails if beneficiary isn't the insured	23-79-131
pensions	Mutual assessment life or disability benefits to \$1,000	23-72-114
	Stipulated insurance premiums	23-71-112
	Tax-exempt retirement accounts, including 401(k)s, 403(b)s, profit-sharing and money purchase plans, SEP and SIMPLE IRAs, and defined-benefit plans	11 U.S.C. § 522(b)(3)(C)
	Traditional and Roth IRAs to \$1,095,000 per person	11 U.S.C. § 522(b)(3)(C); (n)
	Disabled firefighters	24-11-814
	Disabled police officers	24-11-417
	Firefighters	24-10-616
personal property	IRA deposits to \$20,000 if deposited over 1 year before filing for bankruptcy	16-66-218(b)(16)
	Police officers	24-10-616
	School employees	24-7-715
	State police officers	24-6-205; 24-6-223
	Burial plot to 5 acres, if choosing federal homestead exemption (Option 2)	16-66-207; 16-66-218(a)(1)
	Clothing	Constitution 9-1, 9-2
	Motor vehicle to \$1,200	16-66-218(a)(2)
public benefits	Prepaid funeral trusts	23-40-117
	Wedding rings	16-66-219
	Crime victims' compensation	16-90-716(e)
	Unemployment compensation	11-10-109
tools of trade	Workers' compensation	11-9-110
	Implements, books, & tools of trade to \$750	16-66-218(a)(4)
wages	Earned but unpaid wages due for 60 days; in no event less than \$25 per week	16-66-208; 16-66-218(b)(6)
wildcard	\$500 of any personal property if married or head of family; \$200 if not married	Constitution 9-1, 9-2; 16-66-218(b)(1),(2)

California—System 1

Federal bankruptcy exemptions not available. California has two systems; you must select one or the other. All law references are to California Code of Civil Procedure unless otherwise noted. Many exemptions do not apply to claims for child support.

Note: California's exemption amounts are no longer updated in the statutes themselves. California Code of Civil Procedure Section 740.150 deputized the California Judicial Council to update the exemption amounts every three years.

(The next revision will be in 2010.) As a result, the amounts listed in this chart will not match the amounts that appear in the cited statutes. The current exemption amounts can be found on the California Judicial Council website, www.courtinfo.ca.gov/forms/exemptions.htm.

ASSET	EXEMPTION	LAW
homestead	Real or personal property you occupy including mobile home, boat, stock cooperative, community apartment, planned development, or condo to \$50,000 if single & not disabled; \$75,000 for families if no other member has a homestead (if only one spouse files, may exempt one-half of amount if home held as community property & all of amount if home held as tenants in common); \$150,000 if 65 or older, or physically or mentally disabled; \$150,000 if 55 or older, single, & earn under \$15,000 or married & earn under \$20,000 & creditors seek to force the sale of your home; forced sale proceeds received exempt for 6 months after (husband & wife may not double); separated married debtor may claim homestead in community property homestead occupied by other spouse	704.710; 704.720; 704.730; <i>In re McFall</i> , 112 B.R. 336 (9th Cir. B.A.P. 1990)
	May file homestead declaration to protect exemption amount from attachment of judicial liens and to protect proceeds of voluntary sale for 6 months	704.920
insurance	Disability or health benefits	704.130
	Fidelity bonds	Labor 404
	Fraternal benefit society benefits	704.170
	Fraternal unemployment benefits	704.120
	Homeowners' insurance proceeds for 6 months after received, to homestead exemption amount	704.720(b)
	Life insurance proceeds if clause prohibits proceeds from being used to pay beneficiary's creditors	Ins. 10132; Ins. 10170; Ins. 10171
	Matured life insurance benefits needed for support	704.100(c)
miscellaneous	Unmatured life insurance policy cash surrender value completely exempt; loan value exempt to \$10,775	704.100(b)
	Business or professional licenses	695.060
	Inmates' trust funds to \$1,350 (husband & wife may not double)	704.090
pensions	Property of business partnership	Corp. 16501-04
	Tax-exempt retirement accounts, including 401(k)s, 403(b)s, profit-sharing and money purchase plans, SEP and SIMPLE IRAs, and defined-benefit plans	11 U.S.C. § 522(b)(3)(C)
	Traditional and Roth IRAs to \$1,095,000 per person	11 U.S.C. § 522(b)(3)(C); (n)
	County employees	Gov't 31452
	County firefighters	Gov't 32210
	County peace officers	Gov't 31913
	Private retirement benefits, including IRAs & Keoghs	704.115
	Public employees	Gov't 21255
	Public retirement benefits	704.110

personal property	Appliances, furnishings, clothing, & food	704.020
	Bank deposits from Social Security Administration to \$2,700 (\$4,050 for husband & wife); unlimited if SS funds are not commingled with other funds	704.080
	Bank deposits of other public benefits to \$1,350 (\$2,025 for husband & wife)	
	Building materials to repair or improve home to \$2,700 (husband & wife may not double)	704.030
	Burial plot	704.200
	Funds held in escrow	Fin. 17410
	Health aids	704.050
	Jewelry, heirlooms, & art to \$6,750 total (husband & wife may not double)	704.040
	Motor vehicles to \$2,550, or \$2,550 in auto insurance for loss or damages (husband & wife may not double)	704.010
	Personal injury & wrongful death causes of action	704.140(a); 704.150(a)
public benefits	Personal injury & wrongful death recoveries needed for support; if receiving installments, at least 75%	704.140(b),(c),(d); 704.150(b),(c)
	Aid to blind, aged, disabled; public assistance	704.170
	Financial aid to students	704.190
	Relocation benefits	704.180
	Unemployment benefits	704.120
	Union benefits due to labor dispute	704.120(b)(5)
tools of trade	Workers' compensation	704.160
	Tools, implements, materials, instruments, uniforms, one commercial vehicle, books, furnishings, & equipment to \$6,750 total (\$13,475 total if used by both spouses in same occupation)	704.060
	Commercial vehicle (Vehicle Code § 260) to \$4,850 (\$9,700 total if used by both spouses in same occupation) (this counts toward total tools of trade exemption)	704.060
wages	Minimum 75% of wages paid within 30 days prior to filing	704.070
	Public employees' vacation credits; if receiving installments, at least 75%	704.113
wildcard	None	

California—System 2

Refer to the notes for California—System 1, above.

Note: Married couples may not double any exemptions. (*In re Talmadge*, 832 F.2d 1120 (9th Cir. 1987); *In re Baldwin*, 70 B.R. 612 (9th Cir. B.A.P. 1987).)

ASSET	EXEMPTION	LAW
homestead	Real or personal property, including co-op, used as residence to \$20,725; unused portion of homestead may be applied to any property	703.140(b)(1)
insurance	Disability benefits	703.140(b)(10)(C)
	Life insurance proceeds needed for support of family	703.140(b)(11)(C)
	Unmatured life insurance contract accrued avails to \$11,075	703.140(b)(8)
	Unmatured life insurance policy other than credit	703.140(b)(7)

miscellaneous	Alimony, child support needed for support	703.140(b)(10)(D)
	pensions Tax-exempt retirement accounts, including 401(k)s, 403(b)s, profit-sharing and money purchase plans, SEP and SIMPLE IRAs, and defined-benefit plans	11 U.S.C. § 522(b)(3)(C)
	Traditional and Roth IRAs to \$1,095,000 per person	11 U.S.C. § 522(b)(3)(C); (n)
personal property	ERISA-qualified benefits needed for support	703.140(b)(10)(E)
	Animals, crops, appliances, furnishings, household goods, books, musical instruments, & clothing to \$525 per item	703.140(b)(3)
	Burial plot to \$20,725, in lieu of homestead	703.140(b)(1)
	Health aids	703.140(b)(9)
	Jewelry to \$1,350	703.140(b)(4)
	Motor vehicle to \$3,300	703.140(b)(2)
	Personal injury recoveries to \$20,725 (not to include pain & suffering; pecuniary loss)	703.140(b)(11)(D),(E)
	Wrongful death recoveries needed for support	703.140(b)(11)(B)
	public benefits Crime victims' compensation	703.140(b)(11)(A)
	Public assistance	703.140(b)(10)(A)
tools of trade	Social Security	703.140(b)(10)(A)
	Unemployment compensation	703.140(b)(10)(A)
	Veterans' benefits	703.140(b)(10)(B)
wages	Implements, books, & tools of trade to \$2,075	703.140(b)(6)
wildcard	None (use federal nonbankruptcy wage exemption)	
	\$1,100 of any property	703.140(b)(5)
	Unused portion of homestead or burial exemption of any property	703.140(b)(5)

Colorado

Federal bankruptcy exemptions not available. All law references are to Colorado Revised Statutes unless otherwise noted.

ASSET	EXEMPTION	LAW
homestead	Real property, mobile home, manufactured home, or house trailer you occupy to \$60,000; \$90,000 if owner, spouse, or dependent is disabled or at least 60 years old; sale proceeds exempt 2 years after received	38-41-201; 38-41-201.6; 38-41-203; 38-41-207; <i>In re Pastrana</i> , 216 B.R. 948 (D. Colo., 1998)
	Spouse or child of deceased owner may claim homestead exemption	38-41-204
insurance	Disability benefits to \$200 per month; if lump sum, entire amount exempt	10-16-212
	Fraternal benefit society benefits	10-14-403
	Group life insurance policy or proceeds	10-7-205
	Homeowners' insurance proceeds for 1 year after received, to homestead exemption amount	38-41-209
	Life insurance cash surrender value to \$50,000, except contributions to policy within past 48 months	13-54-102(1)(l)
	Life insurance proceeds if clause prohibits proceeds from being used to pay beneficiary's creditors	10-7-106

miscellaneous	Child support or domestic support obligation	13-54-102(u) 13-54-102.5
	Property of business partnership	7-60-125
pensions <i>see also wages</i>	Tax-exempt retirement accounts, including 401(k)s, 403(b)s, profit-sharing and money purchase plans, SEP and SIMPLE IRAs, and defined-benefit plans	11 U.S.C. § 522(b)(3)(C)
	Traditional and Roth IRAs to \$1,095,000 per person	11 U.S.C. § 522(b)(3)(C); (n)
	ERISA-qualified benefits, including IRAs & Roth IRAs	13-54-102(1)(s)
	Firefighters & police officers	31-30.5-208; 31-31-203
	Public employees' pensions, deferred compensation, & defined contribution plans	24-51-212
	Teachers	22-64-120
	Veteran's pension for veteran, spouse, or dependents if veteran served in war or armed conflict	13-54-102(1)(h); 13-54-104
personal property	1 burial plot per family member	13-54-102(1)(d)
	Clothing to \$1,500	13-54-102(1)(a)
	Food & fuel to \$600	13-54-102(1)(f)
	Health aids	13-54-102(1)(p)
	Household goods to \$3,000	13-54-102(1)(e)
	Jewelry & articles of adornment to \$2,000	13-54-102(1)(b)
	Motor vehicles or bicycles used for work to \$5,000; \$10,000 if used by a debtor or by a dependent who is disabled or 60 or over	13-54-102(j) (I), (II)
	Personal injury recoveries	13-54-102(1)(n)
	Family pictures & books to \$1,500	13-54-102(1)(c)
	Proceeds for damaged exempt property	13-54-102(1)(m)
public benefits	Security deposits	13-54-102(1)(r)
	Aid to blind, aged, disabled; public assistance	26-2-131
	Crime victims' compensation	13-54-102(1)(q); 24-4.1-114
	Disability benefits to \$3,000	13-54-102(v)
	Earned income tax credit or refund	13-54-102(1)(o)
	Unemployment compensation	8-80-103
	Veteran's benefits for veteran, spouse, or child if veteran served in war or armed conflict	13-54-102(1)(h)
	Workers' compensation	8-42-124
tools of trade	Livestock or other animals, machinery, tools, equipment, & seed of person engaged in agriculture, to \$50,000 total	13-54-102(1)(g)
	Professional's library to \$3,000 (if not claimed under other tools of trade exemption)	13-54-102(1)(k)
	Stock in trade, supplies, fixtures, tools, machines, electronics, equipment, books, & other business materials, to \$20,000 total	13-54-102(1)(i)
	Military equipment personally owned by members of the National Guard	13-54-102(1)(h.5)
wages	Minimum 75% of weekly net earnings or 30 times the federal or state minimum wage, whichever is greater, including pension & insurance payments	13-54-104
wildcard	None	

Connecticut

Federal bankruptcy exemptions available. All law references are to Connecticut General Statutes Annotated unless otherwise noted.

ASSET	EXEMPTION	LAW
homestead	Real property, including mobile or manufactured home, to \$75,000; applies only to claims arising after 1993, but to \$125,000 in the case of a money judgment arising out of services provided at a hospital	52-352a(e); 52-352b(t)
insurance	Disability benefits paid by association for its members	52-352b(p)
	Fraternal benefit society benefits	38a-637
	Health or disability benefits	52-352b(e)
	Life insurance proceeds if clause prohibits proceeds from being used to pay beneficiary's creditors	38a-454
	Life insurance proceeds or avails	38a-453
	Unmatured life insurance policy avails to \$4,000 if beneficiary is dependent	52-352b(s)
miscellaneous	Alimony, to extent wages exempt	52-352b(n)
	Child support	52-352b(h)
	Farm partnership animals & livestock feed reasonably required to run farm where at least 50% of partners are members of same family	52-352d
pensions	Tax-exempt retirement accounts, including 401(k)s, 403(b)s, profit-sharing and money purchase plans, SEP and SIMPLE IRAs, and defined-benefit plans	11 U.S.C. § 522(b)(3)(C)
	Traditional and Roth IRAs to \$1,095,000 per person	11 U.S.C. § 522(b)(3)(C); (n)
	ERISA-qualified benefits, including IRAs, Roth IRAs, & Keoghs, to extent wages exempt	52-321a; 52-352b(m)
	Medical savings account	52-321a
	Municipal employees	7-446
	State employees	5-171; 5-192w
	Teachers	10-183q
personal property	Appliances, food, clothing, furniture, bedding	52-352b(a)
	Burial plot	52-352b(c)
	Health aids needed	52-352b(f)
	Motor vehicle to \$3,500	52-352b(j)
	Proceeds for damaged exempt property	52-352b(q)
	Residential utility & security deposits for 1 residence	52-3252b(l)
	Spendthrift trust funds required for support of debtor & family	52-321(d)
	Transfers to a nonprofit debt adjuster	52-352b(u)
	Tuition savings accounts	52-321a(E)
	Wedding & engagement rings	52-352b(k)
public benefits	Crime victims' compensation	52-352b(o); 54-213
	Public assistance	52-352b(d)
	Social Security	52-352b(g)
	Unemployment compensation	31-272(c); 52-352b(g)
	Veterans' benefits	52-352b(g)
	Workers' compensation	52-352b(g)

tools of trade	Arms, military equipment, uniforms, musical instruments of military personnel	52-352b(i)
	Tools, books, instruments, & farm animals needed	52-352b(b)
wages	Minimum 75% of earned but unpaid weekly disposable earnings, or 40 times the state or federal hourly minimum wage, whichever is greater	52-361a(f)
wildcard	\$1,000 of any property	52-352b(r)

Delaware

Federal bankruptcy exemptions not available. All law references are to Delaware Code Annotated (in the form title number-section number) unless otherwise noted.

Note: A single person may exempt no more than \$25,000 total in all exemptions (not including retirement plans and principal residence); a husband & wife may exempt no more than \$50,000 total (10-4914).

ASSET	EXEMPTION	LAW
homestead	Real property or manufactured home used as principal residence to \$50,000 (spouses may not double)	10-4914(c)
	Property held as tenancy by the entirety may be exempt against debts owed by only one spouse	<i>In re Kelley</i> , 289 B.R. 38 (Bankr. D. Del. 2003)
insurance	Annuity contract proceeds to \$350 per month	18-2728
	Fraternal benefit society benefits	18-6218
	Group life insurance policy or proceeds	18-2727
	Health or disability benefits	18-2726
	Life insurance proceeds if clause prohibits proceeds from being used to pay beneficiary's creditors	18-2729
	Life insurance proceeds or avails	18-2725
pensions	Tax-exempt retirement accounts, including 401(k)s, 403(b)s, profit-sharing and money purchase plans, SEP and SIMPLE IRAs, and defined-benefit plans	11 U.S.C. § 522(b)(3)(C)
	Traditional and Roth IRAs to \$1,095,000 per person	11 U.S.C. § 522(b)(3)(C); (n)
	IRAs, Roth IRAs, & any other retirement plans	<i>In re Yuhas</i> , 104 F.3d 612 (3rd Cir. 1997)
	Kent County employees	9-4316
	Police officers	11-8803
	State employees	29-5503
	Volunteer firefighters	16-6653
	Bible, books, & family pictures	10-4902(a)
	Burial plot	10-4902(a)
	Church pew or any seat in public place of worship	10-4902(a)
personal property	Clothing, includes jewelry	10-4902(a)
	College investment plan account (limit for year before filing is \$5,000 or average of past two years' contribution, whichever is more)	10-4916
	Principal and income from spendthrift trusts	12-3536
	Pianos & leased organs	10-4902(d)
	Sewing machines	10-4902(c)

public benefits	Aid to blind	31-2309
	Aid to aged, disabled; general assistance	31-513
	Crime victims' compensation	11-9011
	Unemployment compensation	19-3374
	Workers' compensation	19-2355
tools of trade	Tools of trade and/or vehicle necessary for employment to \$15,000 each	10-4914(c)
	Tools, implements, & fixtures to \$75 in New Castle & Sussex Counties; to \$50 in Kent County	10-4902(b)
wages	85% of earned but unpaid wages	10-4913
wildcard	\$500 of any personal property, except tools of trade, if head of family	10-4903

District of Columbia

Federal bankruptcy exemptions available. All law references are to District of Columbia Code unless otherwise noted.

ASSET	EXEMPTION	LAW
homestead	Any property used as a residence or co-op that debtor or debtor's dependent uses as a residence	15-501(a)(14)
	Property held as tenancy by the entirety may be exempt against debts owed by only one spouse	<i>Estate of Wall</i> , 440 F.2d 215 (D.C. Cir. 1971)
insurance	Disability benefits	15-501(a)(7); 31-4716.01
	Fraternal benefit society benefits	31-5315
	Group life insurance policy or proceeds	31-4717
	Life insurance payments	15-501(a)(11)
	Life insurance proceeds if clause prohibits proceeds from being used to pay beneficiary's creditors	31-4719
	Life insurance proceeds or avails	31-4716
	Other insurance proceeds to \$200 per month, maximum 2 months, for head of family; else \$60 per month	15-503
	Unmatured life insurance contract other than credit life insurance	15-501(a)(5)
miscellaneous	Alimony or child support	15-501(a)(7)
pensions <i>see also wages</i>	Tax-exempt retirement accounts, including 401(k)s, 403(b)s, profit-sharing and money purchase plans, SEP and SIMPLE IRAs, and defined-benefit plans	11 U.S.C. § 522(b)(3)(C)
	Traditional and Roth IRAs to \$1,095,000 per person	11 U.S.C. § 522(b)(3)(C); (n)
	ERISA-qualified benefits, IRAs, Keoghs, etc. to maximum deductible contribution	15-501(b)(9)
	Any stock bonus, annuity, pension, or profit-sharing plan	15-501(a)(7)
	Judges	11-1570(f)
	Public school teachers	38-2001.17; 38-2021.17
personal property	Appliances, books, clothing, household furnishings, goods, musical instruments, pets to \$425 per item or \$8,625 total	15-501(a)(2)
	Cemetery & burial funds	43-111
	Cooperative association holdings to \$50	29-928
	Food for 3 months	15-501(a)(12)
	Health aids	15-501(a)(6)

personal property (continued)	Higher education tuition savings account	47-4510
	Residential condominium deposit	42-1904.09
	All family pictures; all the family library to \$400	15-501(a)(8)
	Motor vehicle to \$2,575	15-501(a)(1)
	Payment, including pain & suffering, for loss of debtor or person depended on	15-501(a)(11)
	Uninsured motorist benefits	31-2408.01(h)
public benefits	Wrongful death damages	15-501(a)(11); 16-2703
	Aid to blind, aged, disabled; general assistance	4-215.01
	Crime victims' compensation	4-507(e); 15-501(a)(11)
	Social Security	15-501(a)(7)
	Unemployment compensation	51-118
	Veterans' benefits	15-501(a)(7)
tools of trade	Workers' compensation	32-1517
	Library, furniture, tools of professional or artist to \$300	15-501(a)(13)
	Tools of trade or business to \$1,625	15-501(a)(5)
	Mechanic's tools to \$200	15-503(b)
wages	Seal & documents of notary public	1-1206
	Minimum 75% of earned but unpaid wages, pension payments; bankruptcy judge may authorize more for low-income debtors	16-572
	Nonwage (including pension & retirement) earnings to \$200 per month for head of family; else \$60 per month for a maximum of two months	15-503
wildcard	Payment for loss of future earnings	15-501(e)(11)
	Up to \$850 in any property, plus up to \$8,075 of unused homestead exemption	15-501(a)(3)

Florida

Federal bankruptcy exemptions not available. All law references are to Florida Statutes Annotated unless otherwise noted.

ASSET	EXEMPTION	LAW
homestead	Real or personal property including mobile or modular home to unlimited value; cannot exceed half acre in municipality or 160 acres elsewhere; spouse or child of deceased owner may claim homestead exemption	222.01; 222.02; 222.03; 222.05; Constitution 10-4
		<i>In re Colwell</i> , 196 F.3d 1225 (11th Cir. 1999)
	May file homestead declaration	222.01
	Property held as tenancy by the entirety may be exempt against debts owed by only one spouse	<i>Havoco of America, Ltd. v. Hill</i> , 197 F.3d 1135 (11th Cir. 1999)
insurance	Annuity contract proceeds; does not include lottery winnings	222.14; <i>In re Pizzi</i> , 153 B.R. 357 (S.D. Fla. 1993)
	Death benefits payable to a specific beneficiary, not the deceased's estate	222.13
	Disability or illness benefits	222.18
	Fraternal benefit society benefits	632.619
	Life insurance cash surrender value	222.14
miscellaneous	Alimony, child support needed for support	222.201
	Damages to employees for injuries in hazardous occupations	769.05

pensions <i>see also wages</i>	Tax-exempt retirement accounts, including 401(k)s, 403(b)s, profit-sharing and money purchase plans, SEP and SIMPLE IRAs, and defined-benefit plans	11 U.S.C. § 522(b)(3)(C)
	Traditional and Roth IRAs to \$1,095,000 per person	11 U.S.C. § 522(b)(3)(C); (n)
	County officers, employees	122.15
	ERISA-qualified benefits, including IRAs & Roth IRAs	222.21(2)
	Firefighters	175.241
	Police officers	185.25
personal property	State officers, employees	121.131
	Teachers	238.15
	Any personal property to \$1,000 (husband & wife may double); to \$4,000 if no homestead claimed	Constitution 10-4 <i>In re Hawkins</i> , 51 B.R. 348 (S.D. Fla. 1985)
	Federal income tax refund or credit	222.25
	Health aids	222.25
	Motor vehicle to \$1,000	222.25
public benefits	Pre-need funeral contract deposits	497.56(8)
	Prepaid college education trust deposits	222.22(1)
	Prepaid hurricane savings accounts	222.22(4)
	Prepaid medical savings account deposits	222.22(2)
	Crime victims' compensation, unless seeking to discharge debt for treatment of injury incurred during the crime	960.14
	Public assistance	222.201
tools of trade	Social Security	222.201
	Unemployment compensation	222.201; 443.051(2),(3)
	Veterans' benefits	222.201; 744.626
	Workers' compensation	440.22
	None	
wages	100% of wages for heads of family up to \$500 per week either unpaid or paid & deposited into bank account for up to 6 months	222.11
	Federal government employees' pension payments needed for support & received 3 months prior	222.21
wildcard	See personal property	

Georgia

Federal bankruptcy exemptions not available. All law references are to the Official Code of Georgia Annotated unless otherwise noted.

ASSET	EXEMPTION	LAW
homestead	Real or personal property, including co-op, used as residence to \$10,000 (to \$20,000 if married and debtor spouse is sole owner); up to \$5,000 of unused portion of homestead may be applied to any property	44-13-100(a)(1); 44-13-100(a)(6); <i>In re Burnett</i> , 303 B.R. 684 (M.D. Ga. 2003)
insurance	Annuity & endowment contract benefits	33-28-7
	Disability or health benefits to \$250 per month	33-29-15
	Fraternal benefit society benefits	33-15-62

insurance (continued)	Group insurance	33-30-10
	Proceeds & avails of life insurance	33-26-5; 33-25-11
	Life insurance proceeds if policy owned by someone you depended on, needed for support	44-13-100(a)(11)(C)
	Unmatured life insurance contract	44-13-100(a)(8)
	Unmatured life insurance dividends, interest, loan value, or cash value to \$2,000 if beneficiary is you or someone you depend on	44-13-100(a)(9)
miscellaneous	Alimony, child support needed for support	44-13-100(a)(2)(D)
pensions	Tax-exempt retirement accounts, including 401(k)s, 403(b)s, profit-sharing and money purchase plans, SEP and SIMPLE IRAs, and defined-benefit plans	11 U.S.C. § 522(b)(3)(C)
	Traditional and Roth IRAs to \$1,095,000 per person	11 U.S.C. § 522(b)(3)(C); (n)
	Employees of nonprofit corporations	44-13-100(a)(2.1)(B)
	ERISA-qualified benefits & IRAs	18-4-22
	Public employees	44-13-100(a)(2.1)(A); 47-2-332
	Payments from IRA necessary for support	44-13-100(a)(2)(F)
	Other pensions needed for support	18-4-22; 44-13-100(a)(2)(E); 44-13-100(a)(2.1)(C)
personal property	Animals, crops, clothing, appliances, books, furnishings, household goods, musical instruments to \$300 per item, \$5,000 total	44-13-100(a)(4)
	Burial plot, in lieu of homestead	44-13-100(a)(1)
	Compensation for lost future earnings needed for support to \$7,500	44-13-100(a)(11)(E)
	Health aids	44-13-100(a)(10)
	Jewelry to \$500	44-13-100(a)(5)
	Motor vehicles to \$3,500	44-13-100(a)(3)
	Personal injury recoveries to \$10,000	44-13-100(a)(11)(D)
	Wrongful death recoveries needed for support	44-13-100(a)(11)(B)
public benefits	Aid to blind	49-4-58
	Aid to disabled	49-4-84
	Crime victims' compensation	44-13-100(a)(11)(A)
	Local public assistance	44-13-100(a)(2)(A)
	Old age assistance	49-4-35
	Social Security	44-13-100(a)(2)(A)
	Unemployment compensation	44-13-100(a)(2)(A)
	Veterans' benefits	44-13-100(a)(2)(B)
	Workers' compensation	34-9-84
tools of trade	Implements, books, & tools of trade to \$1,500	44-13-100(a)(7)
wages	Minimum 75% of earned but unpaid weekly disposable earnings, or 40 times the state or federal hourly minimum wage, whichever is greater, for private & federal workers; bankruptcy judge may authorize more for low-income debtors	18-4-20; 18-4-21
wildcard	\$600 of any property	44-13-100(a)(6)
	Unused portion of homestead exemption to \$5,000	44-13-100(a)(6)

Hawaii

Federal bankruptcy exemptions available. All law references are to Hawaii Revised Statutes unless otherwise noted.

ASSET	EXEMPTION	LAW
homestead	Head of family or over 65 to \$30,000; all others to \$20,000; property cannot exceed 1 acre; sale proceeds exempt for 6 months after sale (husband & wife may not double)	651-91; 651-92; 651-96
	Property held as tenancy by the entirety may be exempt against debts owed by only one spouse	<i>Security Pacific Bank v. Chang</i> , 818 F.Supp. 1343 (D. Haw. 1993)
insurance	Annuity contract or endowment policy proceeds if beneficiary is insured's spouse, child, or parent	431:10-232(b)
	Accident, health, or sickness benefits	431:10-231
	Fraternal benefit society benefits	432:2-403
	Group life insurance policy or proceeds	431:10-233
	Life insurance proceeds if clause prohibits proceeds from being used to pay beneficiary's creditors	431:10D-112
	Life or health insurance policy for spouse or child	431:10-234
miscellaneous	Property of business partnership	425-125
pensions	Tax-exempt retirement accounts, including 401(k)s, 403(b)s, profit-sharing and money purchase plans, SEP and SIMPLE IRAs, and defined-benefit plans	11 U.S.C. § 522(b)(3)(C)
	Traditional and Roth IRAs to \$1,095,000 per person	11 U.S.C. § 522(b)(3)(C); (n)
	IRAs, Roth IRAs, and ERISA-qualified benefits deposited over 3 years before filing bankruptcy	651-124
	Firefighters	88-169
	Police officers	88-169
	Public officers & employees	88-91; 653-3
personal property	Appliances & furnishings	651-121(1)
	Books	651-121(1)
	Burial plot to 250 sq. ft. plus tombstones, monuments, & fencing	651-121(4)
	Clothing	651-121(1)
	Jewelry, watches, & articles of adornment to \$1,000	651-121(1)
	Motor vehicle to wholesale value of \$2,575	651-121(2)
	Proceeds for sold or damaged exempt property; sale proceeds exempt for 6 months after sale	651-121(5)
public benefits	Crime victims' compensation & special accounts created to limit commercial exploitation of crimes	351-66; 351-86
	Public assistance paid by Department of Health Services for work done in home or workshop	346-33
	Temporary disability benefits	392-29
	Unemployment compensation	383-163
	Unemployment work relief funds to \$60 per month	653-4
	Workers' compensation	386-57

tools of trade	Tools, implements, books, instruments, uniforms, furnishings, fishing boat, nets, motor vehicle, & other property needed for livelihood	651-121(3)
wages	Prisoner's wages held by Department of Public Safety (except for restitution, child support, & other claims)	353-22.5
	Unpaid wages due for services of past 31 days	651-121(6)
wildcard	None	

Idaho

Federal bankruptcy exemptions not available. All law references are to Idaho Code unless otherwise noted.

ASSET	EXEMPTION	LAW
homestead	Real property or mobile home to \$100,000; sale proceeds exempt for 6 months (husband & wife may not double)	55-1003; 55-1113
	Must record homestead exemption for property that is not yet occupied	55-1004
insurance	Annuity contract proceeds to \$1,250 per month	41-1836
	Death or disability benefits	11-604(1)(a); 41-1834
	Fraternal benefit society benefits	41-3218
	Group life insurance benefits	41-1835
	Homeowners' insurance proceeds to amount of homestead exemption	55-1008
	Life insurance proceeds if clause prohibits proceeds from being used to pay beneficiary's creditors	41-1930
	Life insurance proceeds or avails for beneficiary other than the insured	11-604(d); 41-1833
	Medical, surgical, or hospital care benefits & amount in medical savings account	11-603(5)
	Unmatured life insurance contract, other than credit life insurance, owned by debtor	11-605(8)
	Unmatured life insurance contract interest or dividends to \$5,000 owned by debtor or person debtor depends on	11-605(9)
miscellaneous	Alimony, child support	11-604(1)(b)
	Liquor licenses	23-514
pension <i>see also wages</i>	Tax-exempt retirement accounts, including 401(k)s, 403(b)s, profit-sharing and money purchase plans, SEP and SIMPLE IRAs, and defined-benefit plans	11 U.S.C. § 522(b)(3)(C)
	Traditional and Roth IRAs to \$1,095,000 per person	11 U.S.C. § 522(b)(3)(C); (n)
	ERISA-qualified benefits	55-1011
	Firefighters	72-1422
	Government & private pensions, retirement plans, IRAs, Roth IRAs, Keoghs, etc.	11-604A
	Police officers	50-1517
	Public employees	59-1317
personal property	Appliances, furnishings, books, clothing, pets, musical instruments, 1 firearm, family portraits, & sentimental heirlooms to \$500 per item, \$5,000 total	11-605(1)
	Building materials	45-514

personal property (continued)	Burial plot	11-603(1)
	College savings program account	11-604A(4)(b)
	Crops cultivated on maximum of 50 acres, to \$1,000; water rights to 160 inches	11-605(6)
	Health aids	11-603(2)
	Jewelry to \$1,000	11-605(2)
	Motor vehicle to \$5,000	11-605(3)
	Personal injury recoveries	11-604(1)(c)
	Proceeds for damaged exempt property for 3 months after proceeds received	11-606
	Wrongful death recoveries	11-604(1)(c)
public benefits	Aid to blind, aged, disabled	56-223
	Federal, state, & local public assistance	11-603(4)
	General assistance	56-223
	Social Security	11-603(3)
	Unemployment compensation	11-603(6)
	Veterans' benefits	11-603(3)
	Workers' compensation	72-802
tools of trade	Arms, uniforms, & accoutrements that peace officer, National Guard, or military personnel is required to keep	11-605(5)
	Implements, books, & tools of trade to \$1,500	11-605(3)
wages	Minimum 75% of earned but unpaid weekly disposable earnings, or 30 times the federal hourly minimum wage, whichever is greater; pension payments; bankruptcy judge may authorize more for low-income debtors	11-207
wildcard	\$800 in any tangible personal property	11-605(10)

Illinois

Federal bankruptcy exemptions not available. All law references are to Illinois Compiled Statutes Annotated unless otherwise noted.

ASSET	EXEMPTION	LAW
homestead	Real or personal property including a farm, lot, & buildings, condo, co-op, or mobile home to \$15,000; sale proceeds exempt for 1 year	735-5/12-901; 735-5/12-906
	Spouse or child of deceased owner may claim homestead exemption	735-5/12-902
	Illinois recognizes tenancy by the entirety, with limitations	750-65/22; 765-1005/1c; <i>In re Gillissie</i> , 215 B.R. 370 (Bankr. N.D. Ill. 1998); <i>Great Southern Co. v. Allard</i> , 202 B.R. 938 (N.D. Ill. 1996).
insurance	Fraternal benefit society benefits	215-5/299.1a
	Health or disability benefits	735-5/12-1001(g)(3)
	Homeowners' proceeds if home destroyed, to \$15,000	735-5/12-907
	Life insurance, annuity proceeds, or cash value if beneficiary is insured's child, parent, spouse, or other dependent	215-5/238; 735-5/12-1001(f)
	Life insurance proceeds to a spouse or dependent of debtor to extent needed for support	735-5/12-1001(f),(g)(3)
miscellaneous	Alimony, child support	735-5/12-1001(g)(4)
	Property of business partnership	805-205/25

pensions	Tax-exempt retirement accounts, including 401(k)s, 403(b)s, profit-sharing and money purchase plans, SEP and SIMPLE IRAs, and defined-benefit plans	11 U.S.C. § 522(b)(3)(C)
	Traditional and Roth IRAs to \$1,095,000 per person	11 U.S.C. § 522(b)(3)(C); (n)
	Civil service employees	40-5/11-223
	County employees	40-5/9-228
	Disabled firefighters; widows & children of firefighters	40-5/22-230
	IRAs and ERISA-qualified benefits	735-5/12-1006
	Firefighters	40-5/4-135; 40-5/6-213
	General Assembly members	40-5/2-154
	House of correction employees	40-5/19-117
	Judges	40-5/18-161
	Municipal employees	40-5/7-217(a); 40-5/8-244
	Park employees	40-5/12-190
	Police officers	40-5/3-144.1; 40-5/5-218
	Public employees	735-5/12-1006
	Public library employees	40-5/19-218
	Sanitation district employees	40-5/13-805
	State employees	40-5/14-147
	State university employees	40-5/15-185
	Teachers	40-5/16-190; 40-5/17-151
personal property	Bible, family pictures, schoolbooks, & clothing	735-5/12-1001(a)
	Health aids	735-5/12-1001(e)
	Illinois College Savings Pool accounts invested more than 1 year before filing if below federal gift tax limit, or 2 years before filing if above	735-5/12-1001(j)
	Motor vehicle to \$2,400	735-5/12-1001(c)
	Personal injury recoveries to \$15,000	735-5/12-1001(h)(4)
	Pre-need cemetery sales funds, care funds, & trust funds	235-5/6-1; 760-100/4; 815-390/16
	Prepaid tuition trust fund	110-979/45(g)
	Proceeds of sold exempt property	735-5/12-1001
	Wrongful death recoveries	735-5/12-1001(h)(2)
public benefits	Aid to aged, blind, disabled; public assistance	305-5/11-3
	Crime victims' compensation	735-5/12-1001(h)(1)
	Restitution payments on account of WWII relocation of Aleuts & Japanese Americans	735-5/12-1001(12)(h)(5)
	Social Security	735-5/12-1001(g)(1)
	Unemployment compensation	735-5/12-1001(g)(1),(3)
	Veterans' benefits	735-5/12-1001(g)(2)
	Workers' compensation	820-305/21
	Workers' occupational disease compensation	820-310/21
tools of trade	Implements, books, & tools of trade to \$1,500	735-5/12-1001(d)
wages	Minimum 85% of earned but unpaid weekly wages or 45 times the federal minimum hourly wage (or state minimum hourly wage, if higher); bankruptcy judge may authorize more for low-income debtors	740-170/4

wildcard	\$4,000 of any personal property (does not include wages)	735-5/12-1001(b)
Indiana		
Federal bankruptcy exemptions not available. All law references are to Indiana Statutes Annotated unless otherwise noted.		
ASSET	EXEMPTION	LAW
homestead <i>see also</i> <i>wildcard</i>	Real or personal property used as residence to \$15,000	34-55-10-2(c)(1)
	Property held as tenancy by the entirety may be exempt against debts incurred by only one spouse	34-55-10-2(c)(5); 32-17-3-1
insurance	Employer's life insurance policy on employee	27-1-12-17.1
	Fraternal benefit society benefits	27-11-6-3
	Group life insurance policy	27-1-12-29
	Life insurance policy, proceeds, cash value, or avails if beneficiary is insured's spouse or dependent	27-1-12-14
	Life insurance proceeds if clause prohibits proceeds to be used to pay beneficiary's creditors	27-2-5-1
	Mutual life or accident proceeds needed for support	27-8-3-23; <i>In re Stinnet</i> , 321 B.R. 477 (S.D. Ind. 2005)
miscellaneous	Property of business partnership	23-4-1-25
pensions	Tax-exempt retirement accounts, including 401(k)s, 403(b)s, profit-sharing and money purchase plans, SEP and SIMPLE IRAs, and defined-benefit plans	11 U.S.C. § 522(b)(3)(C)
	Traditional and Roth IRAs to \$1,095,000 per person	11 U.S.C. § 522(b)(3)(C); (n)
	Firefighters	36-8-7-22 36-8-8-17
	Police officers	36-8-8-17; 10-12-2-10
	Public employees	5-10.3-8-9
	Public or private retirement benefits & contributions	34-55-10-2(c)(6)
	Sheriffs	36-8-10-19
	State teachers	5-10.4-5-14
personal property	Health aids	34-55-10-2(c)(4)
	Money in medical care savings account	34-55-10-2(c)(7)
	Spendthrift trusts	30-4-3-2
	\$300 of any intangible personal property, except money owed to you	34-55-10-2(c)(3)
public benefits	Crime victims' compensation, unless seeking to discharge the debts for which the victim was compensated	5-2-6.1-38
	Unemployment compensation	22-4-33-3
	Workers' compensation	22-3-2-17
tools of trade	National Guard uniforms, arms, & equipment	10-16-10-3
wages	Minimum 75% of earned but unpaid weekly disposable earnings, or 30 times the federal hourly minimum wage; bankruptcy judge may authorize more for low-income debtors	24-4.5-5-105

wildcard	\$8,000 of any real estate or tangible personal property	34-55-10-2(c)(2)
-----------------	--	------------------

Iowa

Federal bankruptcy exemptions not available. All law references are to Iowa Code Annotated unless otherwise noted.

ASSET	EXEMPTION	LAW
homestead	May record homestead declaration	561.4
	Real property or an apartment to an unlimited value; property cannot exceed ½ acre in town or city, 40 acres elsewhere (husband & wife may not double)	499A.18; 561.2; 561.16
insurance	Accident, disability, health, illness, or life proceeds or avails	627.6(6)
	Disability or illness benefit	627.6(8)(c)
	Employee group insurance policy or proceeds	509.12
	Fraternal benefit society benefits	512B.18
	Life insurance proceeds if clause prohibits proceeds from being used to pay beneficiary's creditors	508.32
	Life insurance proceeds paid to spouse, child, or other dependent (limited to \$10,000 if acquired within 2 years of filing for bankruptcy)	627.6(6)
	Upon death of insured, up to \$15,000 total proceeds from all matured life, accident, health, or disability policies exempt from beneficiary's debts contracted before insured's death	627.6(6)
miscellaneous	Alimony, child support needed for support	627.6(8)(d)
	Liquor licenses	123.38
pensions <i>see also wages</i>	Tax-exempt retirement accounts, including 401(k)s, 403(b)s, profit-sharing and money purchase plans, SEP and SIMPLE IRAs, and defined-benefit plans	11 U.S.C. § 522(b)(3)(C)
	Traditional and Roth IRAs to \$1,095,000 per person	11 U.S.C. § 522(b)(3)(C); (n)
	Disabled firefighters, police officers (only payments being received)	410.11
	Federal government pension	627.8
	Firefighters	411.13
	Other pensions, annuities, & contracts fully exempt; however, contributions made within 1 year prior to filing for bankruptcy not exempt to the extent they exceed normal & customary amounts	627.6(8)(e)
	Peace officers	97A.12
	Police officers	411.13
	Public employees	97B.39
	Retirement plans, Keoghs, IRAs, Roth IRAs, ERISA-qualified benefits	627.6(8)(f)
personal property	Bibles, books, portraits, pictures, & paintings to \$1,000 total	627.6(3)
	Burial plot to 1 acre	627.6(4)
	Clothing & its storage containers, household furnishings, appliances, musical instruments, and other personal property to \$7,000	627.6(5)
	Health aids	627.6(7)
	Jewelry to \$2,000	627.6(1)(6)

personal property (continued)	Residential security or utility deposit, or advance rent, to \$500	627.6(14)
	Rifle or musket; shotgun	627.6(2)
	One motor vehicle to \$7,000	627.6(9)
	Wedding or engagement rings, limited to \$7,000 if purchased after marriage and within last two years	627.6(1)(a)
	Wrongful death proceeds and awards needed for support of debtor and dependents	627.6(15)
public benefits	Adopted child assistance	627.19
	Aid to dependent children	239B.6
	Any public assistance benefit	627.6(8)(a)
	Social Security	627.6(8)(a)
	Unemployment compensation	627.6(8)(a)
	Veterans' benefits	627.6(8)(b)
	Workers' compensation	627.13
tools of trade	Farming equipment; includes livestock, feed to \$10,000	627.6(11)
	Nonfarming equipment to \$10,000	627.6(10)
wages	Expected annual earnings	Amount NOT exempt per year
	\$0 to \$12,000	\$250
	\$12,000 to \$16,000	\$400
	\$16,000 to \$24,000	\$800
	\$24,000 to \$35,000	\$1,000
	\$35,000 to \$50,000	\$2,000
	More than \$50,000	10%
	Not exempt from spousal or child support	
	Wages or salary of a prisoner	356.29
wildcard	\$1,000 of any personal property, including cash	627.6(14)

Kansas

Federal bankruptcy exemptions not available. All law references are to Kansas Statutes Annotated unless otherwise noted.

ASSET	EXEMPTION	LAW
homestead	Real property or mobile home you occupy or intend to occupy to unlimited value; property cannot exceed 1 acre in town or city, 160 acres on farm	60-2301; Constitution 15-9
insurance	Cash value of life insurance; not exempt if obtained within 1 year prior to bankruptcy with fraudulent intent	60-2313(a)(7); 40-414(b)
	Disability & illness benefits	60-2313(a)(1)
	Fraternal life insurance benefits	60-2313(a)(8)
	Life insurance proceeds	40-414(a)
miscellaneous	Alimony, maintenance, & support	60-2312(b)
	Liquor licenses	60-2313(a)(6); 41-326
pensions	Tax-exempt retirement accounts, including 401(k)s, 403(b)s, profit-sharing and money purchase plans, SEP and SIMPLE IRAs, and defined-benefit plans	11 U.S.C. § 522(b)(3)(C)
	Traditional and Roth IRAs to \$1,095,000 per person	11 U.S.C. § 522(b)(3)(C); (n)
	Elected & appointed officials in cities with populations between 120,000 & 200,000	13-14a10
	ERISA-qualified benefits	60-2308(b)

pensions (continued)	Federal government pension needed for support & paid within 3 months of filing for bankruptcy (only payments being received)	60-2308(a)
	Firefighters	12-5005(e); 14-10a10
	Judges	20-2618
	Police officers	12-5005(e); 13-14a10
	Public employees	74-4923; 74-49,105
	State highway patrol officers	74-4978g
	State school employees	72-5526
	Payment under a stock bonus, pension, profit-sharing, annuity, or similar plan or contract on account of illness, disability, death, age, or length of service, to the extent reasonably necessary for support	60-2312(b)
personal property	Burial plot or crypt	60-2304(d)
	Clothing to last 1 year	60-2304(a)
	Food & fuel to last 1 year	60-2304(a)
	Funeral plan prepayments	60-2313(a)(10); 16-310(d)
	Furnishings & household equipment	60-2304(a)
	Jewelry & articles of adornment to \$1,000	60-2304(b)
	Motor vehicle to \$20,000; if designed or equipped for disabled person, no limit	60-2304(c)
public benefits	Crime victims' compensation	60-2313(a)(7); 74-7313(d)
	General assistance	39-717(c)
	Social Security	60-2312(b)
	Unemployment compensation	60-2313(a)(4); 44-718(c)
	Veterans' benefits	60-2312(b)
	Workers' compensation	60-2313(a)(3); 44-514
tools of trade	Books, documents, furniture, instruments, equipment, breeding stock, seed, grain, & stock to \$7,500 total	60-2304(e)
	National Guard uniforms, arms, & equipment	48-245
wages	Minimum 75% of disposable weekly wages or 30 times the federal minimum hourly wage per week, whichever is greater; bankruptcy judge may authorize more for low-income debtors	60-2310
wildcard	None	

Kentucky

Federal bankruptcy exemptions not available. All law references are to Kentucky Revised Statutes unless otherwise noted.

ASSET	EXEMPTION	LAW
homestead	Real or personal property used as residence to \$5,000; sale proceeds exempt	427.060; 427.090
insurance	Annuity contract proceeds to \$350 per month	304.14-330
	Cooperative life or casualty insurance benefits	427.110(1)
	Fraternal benefit society benefits	427.110(2)
	Group life insurance proceeds	304.14-320

insurance (continued)	Health or disability benefits	304.14-310
	Life insurance policy if beneficiary is a married woman	304.14-340
	Life insurance proceeds if clause prohibits proceeds from being used to pay beneficiary's creditors	304.14-350
	Life insurance proceeds or cash value if beneficiary is someone other than insured	304.14-300
miscellaneous	Alimony, child support needed for support	427.150(1)
pensions	Tax-exempt retirement accounts, including 401(k)s, 403(b)s, profit-sharing and money purchase plans, SEP and SIMPLE IRAs, and defined-benefit plans	11 U.S.C. § 522(b)(3)(C)
	Traditional and Roth IRAs to \$1,095,000 per person	11 U.S.C. § 522(b)(3)(C); (n)
	ERISA-qualified benefits, including IRAs, SEPs, & Keoghs deposited more than 120 days before filing	427.150
	Firefighters	67A.620; 95.878
	Police officers	427.120; 427.125
	State employees	61.690
	Teachers	161.700
	Urban county government employees	67A.350
personal property	Burial plot to \$5,000, in lieu of homestead	427.060
	Clothing, jewelry, articles of adornment, & furnishings to \$3,000 total	427.010(1)
	Health aids	427.010(1)
	Lost earnings payments needed for support	427.150(2)(d)
	Medical expenses paid & reparation benefits received under motor vehicle reparation law	304.39-260
	Motor vehicle to \$2,500	427.010(1)
	Personal injury recoveries to \$7,500 (not to include pain & suffering or pecuniary loss)	427.150(2)(c)
	Prepaid tuition payment fund account	164A.707(3)
public benefits	Wrongful death recoveries for person you depended on, needed for support	427.150(2)(b)
	Aid to blind, aged, disabled; public assistance	205.220(c)
	Crime victims' compensation	427.150(2)(a)
	Unemployment compensation	341.470(4)
	Workers' compensation	342.180
tools of trade	Library, office equipment, instruments, & furnishings of minister, attorney, physician, surgeon, chiropractor, veterinarian, or dentist to \$1,000	427.040
	Motor vehicle of auto mechanic, mechanical, or electrical equipment servicer, minister, attorney, physician, surgeon, chiropractor, veterinarian, or dentist to \$2,500	427.030
	Tools, equipment, livestock, & poultry of farmer to \$3,000	427.010(1)
	Tools of nonfarmer to \$300	427.030

wages	Minimum 75% of disposable weekly earnings or 30 times the federal minimum hourly wage per week, whichever is greater; bankruptcy judge may authorize more for low-income debtors	427.010(2),(3)
wildcard	\$1,000 of any property	427.160

Louisiana

Federal bankruptcy exemptions not available. All law references are to Louisiana Revised Statutes Annotated unless otherwise noted.

ASSET	EXEMPTION	LAW
homestead	Property you occupy to \$25,000 (if debt is result of catastrophic or terminal illness or injury, limit is full value of property as of 1 year before filing); cannot exceed 5 acres in city or town, 200 acres elsewhere (husband & wife may not double)	20:1(A)(1),(2),(3)
	Spouse or child of deceased owner may claim homestead exemption; spouse given home in divorce gets homestead	20:1(B)
insurance	Annuity contract proceeds & avails	22:647
	Fraternal benefit society benefits	22:558
	Group insurance policies or proceeds	22:649
	Health, accident, or disability proceeds or avails	22:646
	Life insurance proceeds or avails; if policy issued within 9 months of filing, exempt only to \$35,000	22:647
miscellaneous	Property of minor child	13:3881(A)(3); Civil Code Art. 223
pensions	Tax-exempt retirement accounts, including 401(k)s, 403(b)s, profit-sharing and money purchase plans, SEP and SIMPLE IRAs, and defined-benefit plans	11 U.S.C. § 522(b)(3)(C)
	Traditional and Roth IRAs to \$1,095,000 per person	11 U.S.C. § 522(b)(3)(C); (n)
	Assessors	11:1403
	Court clerks	11:1526
	District attorneys	11:1583
	ERISA-qualified benefits, including IRAs, Roth IRAs, & Keoghs, if contributions made over 1 year before filing for bankruptcy	13:3881; 20:33(1)
	Firefighters	11:2263
	Gift or bonus payments from employer to employee or heirs whenever paid	20:33(2)
	Judges	11:1378
	Louisiana University employees	11:952.3
	Municipal employees	11:1735
	Parochial employees	11:1905
	Police officers	11:3513
	School employees	11:1003
	Sheriffs	11:2182
	State employees	11:405
	Teachers	11:704
	Voting registrars	11:2033

personal property	Arms, military accoutrements; bedding; dishes, glassware, utensils, silverware (nonsterling); clothing, family portraits, musical instruments; bedroom, living room, & dining room furniture; poultry, 1 cow, household pets; heating & cooling equipment, refrigerator, freezer, stove, washer & dryer, iron, sewing machine	13:3881(A)(4)
	Cemetery plot, monuments	8:313
	Disaster relief insurance proceeds	13:3881(A)(7)
	Engagement & wedding rings to \$5,000	13:3881(A)(5)
	Motor vehicle to \$7,500	13:3881(A)(7)
	Motor vehicle modified for disability to \$7,500	13:3881(A)(8)
	Spendthrift trusts	9:2004
public benefits	Aid to blind, aged, disabled; public assistance	46:111
	Crime victims' compensation	46:1811
	Earned income tax credit	13:3881 (A)(6)
	Unemployment compensation	23:1693
	Workers' compensation	23:1205
tools of trade	Tools, instruments, books, \$7,500 of equity in a motor vehicle, one firearm to \$500, needed to work	13:3881(A)(2)
wages	Minimum 75% of disposable weekly earnings or 30 times the federal minimum hourly wage per week, whichever is greater; bankruptcy judge may authorize more for low-income debtors	13:3881(A)(1)
wildcard	None	

Maine

Federal bankruptcy exemptions not available. All law references are to Maine Revised Statutes Annotated, in the form title number-section number, unless otherwise noted.

ASSET	EXEMPTION	LAW
homestead	Real or personal property (including cooperative) used as residence to \$47,500; if debtor has minor dependents in residence, to \$90,000; if debtor over age 60 or physically or mentally disabled, \$90,000; proceeds of sale exempt for six months	14-4422(1)
insurance	Annuity proceeds to \$450 per month	24-A-2431
	Death benefit for police, fire, or emergency medical personnel who die in the line of duty	25-1612
	Disability or health proceeds, benefits, or avails	14-4422(13)(A),(C); 24-A-2429
	Fraternal benefit society benefits	24-A-4118
	Group health or life policy or proceeds	24-A-2430
	Life, endowment, annuity, or accident policy, proceeds or avails	14-4422(14)(C); 24-A-2428
	Life insurance policy, interest, loan value, or accrued dividends for policy from person you depended on, to \$4,000	14-4422(11)
	Unmatured life insurance policy, except credit insurance policy	14-4422(10)
miscellaneous	Alimony & child support needed for support	14-4422(13)(D)

pensions	Tax-exempt retirement accounts, including 401(k)s, 403(b)s, profit-sharing and money purchase plans, SEP and SIMPLE IRAs, and defined-benefit plans	11 U.S.C. § 522(b)(3)(C)
	Traditional and Roth IRAs to \$1,095,000 per person	11 U.S.C. § 522(b)(3)(C); (n)
	ERISA-qualified benefits	14-4422(13)(E)
	Judges	4-1203
	Legislators	3-703
	State employees	5-17054
personal property	Animals, crops, musical instruments, books, clothing, furnishings, household goods, appliances to \$200 per item	14-4422(3)
	Balance due on repossessed goods; total amount financed can't exceed \$2,000	9-A-5-103
	Burial plot in lieu of homestead exemption	14-4422(1)
	Cooking stove; furnaces & stoves for heat	14-4422(6)(A),(B)
	Food to last 6 months	14-4422(7)(A)
	Fuel not to exceed 10 cords of wood, 5 tons of coal, or 1,000 gal. of heating oil	14-4422(6)(C)
	Health aids	14-4422(12)
	Jewelry to \$750; no limit for one wedding & one engagement ring	14-4422(4)
	Lost earnings payments needed for support	14-4422(14)(E)
	Military clothes, arms, & equipment	37-B-262
	Motor vehicle to \$5,000	14-4422(2)
	Personal injury recoveries to \$12,500	14-4422(14)(D)
	Seeds, fertilizers, & feed to raise & harvest food for 1 season	14-4422(7)(B)
	Tools & equipment to raise & harvest food	14-4422(7)(C)
	Wrongful death recoveries needed for support	14-4422(14)(B)
public benefits	Maintenance under the Rehabilitation Act	26-1411-H
	Crime victims' compensation	14-4422(14)(A)
	Federal, state, or local public assistance	14-4422(13)(A); 22-3180, 22-3766
	Social Security	14-4422(13)(A)
	Unemployment compensation	14-4422(13)(A),(C)
	Veterans' benefits	14-4422(13)(B)
	Workers' compensation	39-A-106
tools of trade	Books, materials, & stock to \$5,000	14-4422(5)
	Commercial fishing boat, 5-ton limit	14-4422(9)
	One of each farm implement (& its maintenance equipment needed to harvest & raise crops)	14-4422(8)
wages	None (use federal nonbankruptcy wage exemption)	
wildcard	Unused portion of exemption in homestead to \$6,000; or unused exemption in animals, crops, musical instruments, books, clothing, furnishings, household goods, appliances, tools of the trade, & personal injury recoveries	14-4422(16)
	\$400 of any property	14-4422(15)

Maryland

Federal bankruptcy exemptions not available. All law references are to Maryland Code of Courts & Judicial Proceedings unless otherwise noted.

ASSET	EXEMPTION	LAW
homestead	None; however, property held as tenancy by the entirety is exempt against debts owed by only one spouse	<i>In re Birney</i> , 200 F.3d 225 (4th Cir. 1999)
insurance	Disability or health benefits, including court awards, arbitrations, & settlements	11-504(b)(2)
	Fraternal benefit society benefits	Ins. 8-431; Estates & Trusts 8-115
	Life insurance or annuity contract proceeds or avails if beneficiary is insured's dependent, child, or spouse	Ins. 16-111(a); Estates & Trusts 8-115
	Medical insurance benefits deducted from wages plus medical insurance payments to \$145 per week or 75% of disposable wages	Commercial Law 15-601.1(3)
miscellaneous	Child support	11-504(b)(6)
	Alimony to same extent wages are exempt	11-504(b)(7)
pensions	Tax-exempt retirement accounts, including 401(k)s, 403(b)s, profit-sharing and money purchase plans, SEP and SIMPLE IRAs, and defined-benefit plans	11 U.S.C. § 522(b)(3)(C)
	Traditional and Roth IRAs to \$1,095,000 per person	11 U.S.C. § 522(b)(3)(C); (n)
	ERISA-qualified benefits, including IRAs, Roth IRAs, & Keoghs	11-504(h)(1), (4)
	State employees	State Pers. & Pen. 21-502
personal property	Appliances, furnishings, household goods, books, pets, & clothing to \$1,000 total	11-504(b)(4)
	Burial plot	Bus. Reg. 5-503
	Health aids	11-504(b)(3)
	Perpetual care trust funds	Bus. Reg. 5-603
	Prepaid college trust funds	Educ. 18-1913
	Lost future earnings recoveries	11-504(b)(2)
public benefits	Baltimore Police death benefits	Code of 1957 art. 24, 16-103
	Crime victims' compensation	Crim. Proc. 11-816(b)
	Unemployment compensation	Labor & Employment 8-106
	Workers' compensation	Labor & Employment 9-732
tools of trade	Clothing, books, tools, instruments, & appliances to \$5,000	11-504(b)(1)
wages	Earned but unpaid wages, the greater of 75% or \$145 per week; in Kent, Caroline, Queen Anne's, & Worcester Counties, the greater of 75% or 30 times federal minimum hourly wage	Commercial Law 15-601.1
wildcard	\$6,000 in cash or any property, if claimed within 30 days of attachment or levy	11-504(b)(5)
	An additional \$5,000 in real or personal property	11-504(f)

Massachusetts

Federal bankruptcy exemptions available. All law references are to Massachusetts General Laws Annotated, in the form title number-section number, unless otherwise noted.

ASSET	EXEMPTION	LAW
homestead	If statement of homestead is not in title to property, must record homestead declaration before filing bankruptcy	188-2
	Property held as tenancy by the entirety may be exempt against debt for nonnecessity owed by only one spouse	209-1
	Property you occupy or intend to occupy (including mobile home) to \$500,000 (special rules if over 65 or disabled) (co-owners may not double)	188-1; 188-1A
	Spouse or children of deceased owner may claim homestead exemption	188-4
insurance	Disability benefits to \$400 per week	175-110A
	Fraternal benefit society benefits	176-22
	Group annuity policy or proceeds	175-132C
	Group life insurance policy	175-135
	Life insurance or annuity contract proceeds if clause prohibits proceeds from being used to pay beneficiary's creditors	175-119A
	Life insurance policy if beneficiary is a married woman	175-126
miscellaneous	Life or endowment policy, proceeds, or cash value	175-125
	Medical malpractice self-insurance	175F-15
	Property of business partnership	108A-25
pensions <i>see also wages</i>	Tax-exempt retirement accounts, including 401(k)s, 403(b)s, profit-sharing and money purchase plans, SEP and SIMPLE IRAs, and defined-benefit plans	11 U.S.C. § 522(b)(3)(C)
	Traditional and Roth IRAs to \$1,095,000 per person	11 U.S.C. § 522(b)(3)(C); (n)
	Credit union employees	171-84
	ERISA-qualified benefits, including IRAs & Keoghs to specified limits	235-34A; 246-28
	Private retirement benefits	32-41
	Public employees	32-19
	Savings bank employees	168-41; 168-44
	Bank deposits to \$125	235-34
	Beds & bedding; heating unit; clothing	235-34
personal property	Bibles & books to \$200 total; sewing machine to \$200	235-34
	Burial plots, tombs, & church pew	235-34
	Cash for fuel, heat, water, or light to \$75 per month	235-34
	Cash to \$200 per month for rent, in lieu of homestead	235-34
	Cooperative association shares to \$100	235-34
	Food or cash for food to \$300	235-34
	Furniture to \$3,000; motor vehicle to \$700	235-34
	Moving expenses for eminent domain	79-6A
	Trust company, bank, or credit union deposits to \$500	246-28A
	2 cows, 12 sheep, 2 swine, 4 tons of hay	235-34

public benefits	Aid to families with dependent children	118-10
	Public assistance	235-34
	Unemployment compensation	151A-36
	Veterans' benefits	115-5
	Workers' compensation	152-47
tools of trade	Arms, accoutrements, & uniforms required	235-34
	Fishing boats, tackle, & nets to \$500	235-34
	Materials you designed & procured to \$500	235-34
	Tools, implements, & fixtures to \$500 total	235-34
wages	Earned but unpaid wages to \$125 per week	246-28
wildcard	None	

Michigan

Federal bankruptcy exemptions available. All law references are to Michigan Compiled Laws Annotated unless otherwise noted.

Under Michigan law, bankruptcy exemption amounts are adjusted for inflation every three years (starting in 2005) by the Michigan Department of Treasury. These amounts have already been adjusted, so the amounts listed in the statutes are not current. You can find the current amounts at www.michigan.gov/documents/BankruptcyExemptions2005_141050_7.pdf or by going searching Google for "Property Debtor in Bankruptcy May Exempt, Inflation Adjusted Amounts."

ASSET	EXEMPTION	LAW
homestead	Property held as tenancy by the entirety may be exempt against debts owed by only one spouse	600.5451(1)(o)
	Real property including condo to \$34,450 (\$51,650 if over 65 or disabled); property cannot exceed 1 lot in town, village, city, or 40 acres elsewhere; spouse or children of deceased owner may claim homestead exemption; spouses or unmarried co-owners may not double	600.5451(1)(n); <i>Vinson v. Dakmak</i> , 347 B.R. 620 (E.D. Mich. 2006)
insurance	Disability, mutual life, or health benefits	600.5451(1)(j)
	Employer-sponsored life insurance policy or trust fund	500.2210
	Fraternal benefit society benefits	500.8181
	Life, endowment, or annuity proceeds if clause prohibits proceeds from being used to pay beneficiary's creditors	500.4054
	Life insurance	500.2207
miscellaneous	Property of business partnership	449.25
pensions	Tax-exempt retirement accounts, including 401(k)s, 403(b)s, profit-sharing and money purchase plans, SEP and SIMPLE IRAs, and defined-benefit plans	11 U.S.C. § 522(b)(3)(C)
	Traditional and Roth IRAs to \$1,095,000 per person	11 U.S.C. § 522(b)(3)(C); (n)
	ERISA-qualified benefits, except contributions within last 120 days	600.5451(1)(m)
	Firefighters, police officers	38.559(6); 38.1683
	IRAs & Roth IRAs, except contributions within last 120 days	600.5451(1)(l)
	Judges	38.2308; 38.1683
	Legislators	38.1057; 38.1683
	Probate judges	38.2308; 38.1683
	Public school employees	38.1346; 38.1683
	State employees	38.40; 38.1683

personal property	Appliances, utensils, books, furniture, & household goods to \$525 each, \$3,450 total	600.5451(1)(c)
	Building & loan association shares to \$1,150 par value, in lieu of homestead	600.5451(1)(k)
	Burial plots, cemeteries	600.5451(1)(a)(vii)
	Church pew, slip, seat for entire family to \$575	600.5451(1)(d)
	Clothing; family pictures	600.5451(1)(a)
	Food & fuel to last family for 6 months	600.5451(1)(b)
	Crops, animals, and feed to \$2,300	600.5451(1)(e)
	1 motor vehicle to \$3,175	600.5451(1)(g)
	Computer & accessories to \$575	600.5451(1)(h)
	Household pets to \$575	600.5451(1)(f)
	Professionally prescribed health aids	600.5451(a)
public benefits	Crime victims' compensation	18.362
	Social welfare benefits	400.63
	Unemployment compensation	421.30
	Veterans' benefits for Korean War veterans	35.977
	Veterans' benefits for Vietnam veterans	35.1027
	Veterans' benefits for WWII veterans	35.926
	Workers' compensation	418.821
tools of trade	Arms & accoutrements required	600.6023(1)(a)
	Tools, implements, materials, stock, apparatus, or other things needed to carry on occupation to \$2,300 total	600.5451(1)(i)
wages	Head of household may keep 60% of earned but unpaid wages (no less than \$15/week), plus \$2/week per nonspouse dependent; if not head of household may keep 40% (no less than \$10/week)	600.5311
wildcard	None	

Minnesota

Federal bankruptcy exemptions available. All law references are to Minnesota Statutes Annotated, unless otherwise noted.

Note: Section 550.37(4)(a) requires certain exemptions to be adjusted for inflation on July 1 of even-numbered years; this table includes all changes made through July 1, 2008. Exemptions are published on or before the May 1 issue of the Minnesota State Register, www.comm.media.state.mn.us/bookstore/stateregister.asp, or call the Minnesota Dept. of Commerce at 651-296-7977.

ASSET	EXEMPTION	LAW
homestead	Home & land on which it is situated to \$300,000; if homestead is used for agricultural purposes, \$750,000; cannot exceed ½ acre in city, 160 acres elsewhere (husband & wife may not double)	510.01; 510.02
	Manufactured home to an unlimited value	550.37 subd. 12
insurance	Accident or disability proceeds	550.39
	Fraternal benefit society benefits	64B.18
	Life insurance proceeds to \$42,000 if beneficiary is spouse or child of insured, plus \$10,500 per dependent	550.37 subd. 10
	Police, fire, or beneficiary association benefits	550.37 subd. 11
	Unmatured life insurance contract dividends, interest, or loan value to \$8,400 if insured is debtor or person debtor depends on	550.37 subd. 23
miscellaneous	Earnings of minor child	550.37 subd. 15

pensions	Tax-exempt retirement accounts, including 401(k)s, 403(b)s, profit-sharing and money purchase plans, SEP and SIMPLE IRAs, and defined-benefit plans	11 U.S.C. § 522(b)(3)(C)
	Traditional and Roth IRAs to \$1,095,000 per person	11 U.S.C. § 522(b)(3)(C); (n)
	ERISA-qualified benefits if needed for support, up to \$63,000 in present value	550.37 subd. 24
	IRAs or Roth IRAs needed for support, up to \$63,000 in present value	550.37 subd. 24
	Public employees	353.15; 356.401
	State employees	352.965 subd. 8; 356.401
	State troopers	352B.071; 356.401
personal property	Appliances, furniture, jewelry, radio, phonographs, & TV to \$9,300 total	550.37 subd. 4(b)
	Bible & books	550.37 subd. 2
	Burial plot; church pew or seat	550.37 subd. 3
	Clothing, one watch, food, & utensils for family	550.37 subd. 4(a)
	Motor vehicle to \$4,200 (up to \$42,000 if vehicle has been modified for disability)	550.37 subd. 12(a)
	Personal injury recoveries	550.37 subd. 22
	Proceeds for damaged exempt property	550.37 subds. 9, 16
	Wedding rings to \$2,572.50	550.37 subd. 4(c)
	Wrongful death recoveries	550.37 subd. 22
	Crime victims' compensation	611A.60
public benefits	Public benefits	550.37 subd. 14
	Unemployment compensation	268.192 subd. 2
	Veterans' benefits	550.38
	Workers' compensation	176.175
tools of trade total (except teaching materials) can't exceed \$13,000	Farm machines, implements, livestock, produce, & crops	550.37 subd. 5
	Teaching materials of college, university, public school, or public institution teacher	550.37 subd. 8
	Tools, machines, instruments, stock in trade, furniture, & library to \$15,000 total	550.37 subd. 6
wages	Minimum 75% of weekly disposable earnings or 40 times federal minimum hourly wage, whichever is greater	571.922
	Wages deposited into bank accounts for 20 days after depositing	550.37 subd. 13
	Wages paid within 6 months of returning to work after receiving welfare or after incarceration; includes earnings deposited in a financial institution in the last 60 days	550.37 subd. 14
wildcard	None	

Note: In cases of suspected fraud, the Minnesota constitution permits courts to cap exemptions that would otherwise be unlimited. (*In re Tveten*, 402 N.W.2d 551 (Minn. 1987); *In re Medill*, 119 B.R. 685 (Bankr. D. Minn. 1990); *In re Sholdan*, 217 F.3d 1006 (8th Cir. 2000).)

Mississippi

Federal bankruptcy exemptions not available. All law references are to Mississippi Code unless otherwise noted.

ASSET	EXEMPTION	LAW
homestead	May file homestead declaration	85-3-27; 85-3-31
	Mobile home does not qualify as homestead unless you own land on which it is located (see <i>personal property</i>)	<i>In re Cobbins</i> , 234 B.R. 882 (S.D. Miss. 1999)
	Property you own & occupy to \$75,000; if over 60 & married or widowed may claim a former residence; property cannot exceed 160 acres; sale proceeds exempt	85-3-1(b)(i); 85-3-21; 85-3-23
insurance	Disability benefits	85-3-1(b)(ii)
	Fraternal benefit society benefits	83-29-39
	Homeowners' insurance proceeds to \$75,000	85-3-23
	Life insurance proceeds if clause prohibits proceeds from being used to pay beneficiary's creditors	83-7-5; 85-3-11
pensions	Tax-exempt retirement accounts, including 401(k)s, 403(b)s, profit-sharing and money purchase plans, SEP and SIMPLE IRAs, and defined-benefit plans	11 U.S.C. § 522(b)(3)(C)
	Traditional and Roth IRAs to \$1,095,000 per person	11 U.S.C. § 522(b)(3)(C); (n)
	ERISA-qualified benefits, IRAs, Keoghs deposited over 1 year before filing bankruptcy	85-3-1(e)
	Firefighters (includes death benefits)	21-29-257; 45-2-1
	Highway patrol officers	25-13-31
	Law enforcement officers' death benefits	45-2-1
	Police officers (includes death benefits)	21-29-257; 45-2-1
	Private retirement benefits to extent tax-deferred	71-1-43
	Public employees retirement & disability benefits	25-11-129
	State employees	25-14-5
	Teachers	25-11-201(1)(d)
	Volunteer firefighters' death benefits	45-2-1
personal property	Mobile home to \$30,000	85-3-1(d)
	Personal injury judgments to \$10,000	85-3-17
	Sale or insurance proceeds for exempt property	85-3-1(b)(i)
	State health savings accounts	85-3-1(g)
	Tangible personal property to \$10,000: any items worth less than \$200 each; furniture, dishes, kitchenware, household goods, appliances, 1 radio, 1 TV, 1 firearm, 1 lawn-mower, clothing, wedding rings, motor vehicles, tools of the trade, books, crops, health aids, domestic animals (does not include works of art, antiques, jewelry, or electronic entertainment equipment)	85-3-1(a)
	Tax-qualified § 529 education savings plans, including those under the Mississippi Prepaid Affordable College Tuition Program	85-3-1(f)

public benefits	Assistance to aged	43-9-19
	Assistance to blind	43-3-71
	Assistance to disabled	43-29-15
	Crime victims' compensation	99-41-23(7)
	Federal income tax refund to \$5,000; earned income tax credit to \$5,000; state tax refunds to \$5,000	85-3-1(h); (i); (j); (k)
	Social Security	25-11-129
	Unemployment compensation	71-5-539
	Workers' compensation	71-3-43
tools of trade	<i>See personal property</i>	
wages	Earned but unpaid wages owed for 30 days; after 30 days, minimum 75% of earned but unpaid weekly disposable earnings or 30 times the federal hourly minimum wage, whichever is greater; bankruptcy judge may authorize more for low-income debtors	85-3-4
wildcard	\$50,000 of any property, including deposits of money, available to Mississippi resident who is at least 70 years old; <i>also see personal property</i>	85-3-1(h)

Missouri

Federal bankruptcy exemptions not available. All law references are to Annotated Missouri Statutes unless otherwise noted.

ASSET	EXEMPTION	LAW
homestead	Property held as tenancy by the entirety may be exempt against debts owed by only one spouse	<i>In re Eads</i> , 271 B.R. 371 (Bankr. W.D. Mo. 2002).
	Real property to \$15,000 or mobile home to \$5,000 (joint owners may not double)	513.430(6); 513.475
		<i>In re Smith</i> , 254 B.R. 751 (Bankr. W.D. Mo. 2000)
insurance	Assessment plan or life insurance proceeds	377.090
	Disability or illness benefits	513.430(10)(c)
	Fraternal benefit society benefits to \$5,000, bought over 6 months before filing	513.430(8)
	Life insurance dividends, loan value, or interest to \$150,000, bought over 6 months before filing	513.430(8)
	Stipulated insurance premiums	377.330
	Unmatured life insurance policy	513.430(7)
miscellaneous	Alimony, child support to \$750 per month	513.430(10)(d)
	Property of business partnership	358.250
pensions	Tax-exempt retirement accounts, including 401(k)s, 403(b)s, profit-sharing and money purchase plans, SEP and SIMPLE IRAs, and defined-benefit plans	11 U.S.C. § 522(b)(3)(C)
	Traditional and Roth IRAs to \$1,095,000 per person	11 U.S.C. § 522(b)(3)(C); (n)
	Employee benefit spendthrift trust	456.014
	Employees of cities with 100,000 or more people	71.207
	ERISA-qualified benefits, IRAs, Roth IRAs, & other retirement accounts needed for support	513.430(10)(e), (f)
	Firefighters	87.090; 87.365; 87.485

pensions (continued)	Highway & transportation employees	104.250
	Police department employees	86.190; 86.353; 86.1430
	Public officers & employees	70.695; 70.755
	State employees	104.540
	Teachers	169.090
personal property	Appliances, household goods, furnishings, clothing, books, crops, animals, & musical instruments to \$3,000 total	513.430(1)
	Burial grounds to 1 acre or \$100	214.190
	Health aids	513.430(9)
	Motor vehicle to \$3,000	513.430(5)
	Wedding ring to \$1,500 & other jewelry to \$500	513.430(2)
	Wrongful death recoveries for person you depended on	513.430(11)
public benefits	Crime victim's compensation	595.025
	Public assistance	513.430(10)(a)
	Social Security	513.430(10)(a)
	Unemployment compensation	288.380(10)(l); 513.430(10)(c)
	Veterans' benefits	513.430(10)(b)
	Workers' compensation	287.260
tools of trade	Implements, books, & tools of trade to \$3,000	513.430(4)
wages	Minimum 75% of weekly earnings (90% of weekly earnings for head of family), or 30 times the federal minimum hourly wage, whichever is more; bankruptcy judge may authorize more for low-income debtors	525.030
	Wages of servant or common laborer to \$90	513.470
wildcard	\$1,250 of any property if head of family, else \$600; head of family may claim additional \$350 per child	513.430(3); 513.440

Montana

Federal bankruptcy exemptions not available. All law references are to Montana Code Annotated unless otherwise noted.

ASSET	EXEMPTION	LAW
homestead	Must record homestead declaration before filing for bankruptcy	70-32-105
	Real property or mobile home you occupy to \$250,000; sale, condemnation, or insurance proceeds exempt for 18 months	70-32-104; 70-32-201; 70-32-213
insurance	Annuity contract proceeds to \$350 per month	33-15-514
	Disability or illness proceeds, avails, or benefits	25-13-608(1)(d); 33-15-513
	Fraternal benefit society benefits	33-7-522
	Group life insurance policy or proceeds	33-15-512
	Hail insurance benefits	80-2-245
	Life insurance proceeds if clause prohibits proceeds from being used to pay beneficiary's creditors	33-20-120
	Medical, surgical, or hospital care benefits	25-13-608(1)(f)
	Unmatured life insurance contracts	25-13-608(1)(k)
miscellaneous	Alimony, child support	25-13-608(1)(g)

pensions	Tax-exempt retirement accounts, including 401(k)s, 403(b)s, profit-sharing and money purchase plans, SEP and SIMPLE IRAs, and defined-benefit plans	11 U.S.C. § 522(b)(3)(C)
	Traditional and Roth IRAs to \$1,095,000 per person	11 U.S.C. § 522(b)(3)(C); (n)
	IRAs & ERISA-qualified benefits deposited over 1 year before filing bankruptcy or up to 15% of debtor's gross annual income	31-2-106
	Firefighters	19-18-612(1)
	IRA & Roth IRA contributions & earnings made before judgment filed	25-13-608(1)(e)
	Police officers	19-19-504(1)
	Public employees	19-2-1004; 25-13-608(i)
	Teachers	19-20-706(2); 25-13-608(j)
	University system employees	19-21-212
personal property	Appliances, household furnishings, goods, animals with feed, crops, musical instruments, books, firearms, sporting goods, clothing, & jewelry to \$600 per item, \$4,500 total	25-13-609(1)
	Burial plot	25-13-608(1)(h)
	Cooperative association shares to \$500 value	35-15-404
	Health aids	25-13-608(1)(a)
	Motor vehicle to \$2,500	25-13-609(2)
	Proceeds from sale or for damage or loss of exempt property for 6 months after received	25-13-610
public benefits	Aid to aged, disabled needy persons	53-2-607
	Crime victims' compensation	53-9-129
	Local public assistance	25-13-608(1)(b)
	Silicosis benefits	39-73-110
	Social Security	25-13-608(1)(b)
	Subsidized adoption payments to needy persons	53-2-607
	Unemployment compensation	31-2-106(2); 39-51-3105
	Veterans' benefits	25-13-608(1)(c)
tools of trade	Vocational rehabilitation to blind needy persons	53-2-607
	Workers' compensation	39-71-743
	Implements, books, & tools of trade to \$3,000	25-13-609(3)
	Uniforms, arms, & accoutrements needed to carry out government functions	25-13-613(b)
wages	Minimum 75% of earned but unpaid weekly disposable earnings, or 30 times the federal hourly minimum wage, whichever is greater; bankruptcy judge may authorize more for low-income debtors	25-13-614
wildcard	None	

Nebraska

Federal bankruptcy exemptions not available. All law references are to Revised Statutes of Nebraska unless otherwise noted.

ASSET	EXEMPTION	LAW
homestead	\$60,000 for married debtor or head of household; cannot exceed 2 lots in city or village, 160 acres elsewhere; sale proceeds exempt 6 months after sale (husband & wife may not double)	40-101; 40-111; 40-113
	May record homestead declaration	40-105
insurance	Fraternal benefit society benefits to \$100,000 loan value unless beneficiary convicted of a crime related to benefits	44-1089
	Life insurance proceeds and avails to \$100,000	44-371
pensions <i>see also wages</i>	Tax-exempt retirement accounts, including 401(k)s, 403(b)s, profit-sharing and money purchase plans, SEP and SIMPLE IRAs, and defined-benefit plans	11 U.S.C. § 522(b)(3)(C)
	Traditional and Roth IRAs to \$1,095,000 per person	11 U.S.C. § 522(b)(3)(C); (n)
	County employees	23-2322
	Deferred compensation of public employees	48-1401
	ERISA-qualified benefits including IRAs & Roth IRAs needed for support	25-1563.01
	Military disability benefits	25-1559
	School employees	79-948
	State employees	84-1324
personal property	Burial plot	12-517
	Clothing	25-1556(2)
	Crypts, lots, tombs, niches, vaults	12-605
	Furniture, household goods & appliances, household electronics, personal computers, books, & musical instruments to \$1,500	25-1556(3)
	Health aids	25-1556(5)
	Medical or health savings accounts to \$25,000	8-1, 131(2)(b)
	Perpetual care funds	12-511
	Personal injury recoveries	25-1563.02
	Personal possessions	25-1556
public benefits	Aid to disabled, blind, aged; public assistance	68-1013
	General assistance to poor persons	68-148
	Unemployment compensation	48-647
	Workers' compensation	48-149
tools of trade	Equipment or tools including a vehicle used in or for commuting to principal place of business to \$2,400 (husband & wife may double)	25-1556(4); <i>In re Keller</i> , 50 B.R. 23 (D. Neb. 1985)
wages	Minimum 85% of earned but unpaid weekly disposable earnings or pension payments for head of family; minimum 75% of earned but unpaid weekly disposable earnings or 30 times the federal hourly minimum wage, whichever is greater, for all others; bankruptcy judge may authorize more for low-income debtors	25-1558
wildcard	\$2,500 of any personal property except wages, in lieu of homestead	25-1552

Nevada

Federal bankruptcy exemptions not available. All law references are to Nevada Revised Statutes Annotated unless otherwise noted.

ASSET	EXEMPTION	LAW
homestead	Must record homestead declaration before filing for bankruptcy	115.020
	Real property or mobile home to \$550,000 Husband and wife may not double	115.010; 21.090(1)(m)
insurance	Annuity contract proceeds to \$350 per month	687B.290
	Fraternal benefit society benefits	695A.220
	Group life or health policy or proceeds	687B.280
	Health proceeds or avails	687B.270
	Life insurance policy or proceeds if annual premiums not over \$1,000	21.090(1)(k); <i>In re Bower</i> , 234 B.R. 109 (Nev. 1999)
	Life insurance proceeds if you're not the insured	687B.260
miscellaneous	Alimony & child support	21.090(1)(s)
	Property of some business partnerships	87.250
	Security deposits for a rental residence, except landlord may enforce terms of lease or rental agreement	21.090(1)(n)
pensions	Tax-exempt retirement accounts, including 401(k)s, 403(b)s, profit-sharing and money purchase plans, SEP and SIMPLE IRAs, and defined-benefit plans	11 U.S.C. § 522(b)(3)(C)
	Traditional and Roth IRAs to \$1,095,000 per person	11 U.S.C. § 522(b)(3)(C); (n)
	ERISA-qualified benefits, deferred compensation, SEP IRA, Roth IRA, or IRA to \$500,000	21.090(1)(r)
	Public employees	286.670
personal property	Appliances, household goods, furniture, home & yard equipment to \$12,000 total	21.090(1)(b)
	Books, works of art, musical instruments, & jewelry to \$5,000	21.090(1)(a)
	Burial plot purchase money held in trust	689.700
	Funeral service contract money held in trust	689.700
	Health aids	21.090(1)(q)
	Keepsakes & pictures	21.090(1)(a)
	Metal-bearing ores, geological specimens, art curiosities, or paleontological remains; must be arranged, classified, cataloged, & numbered in reference books	21.100
	Mortgage impound accounts	645B.180
	Motor vehicle to \$15,000; no limit on vehicle equipped for disabled person	21.090(1)(f),(o)
	1 gun	21.090(1)(i)
	Personal injury compensation to \$16,500	21.090(1)(u)
	Restitution received for criminal act	21.090(1)(x)
	Stock in certain closely held corporations	21.090(1)(bb)
	Tax refunds derived from the earned income credit	21.090(1)(aa)
	Wrongful death awards to survivors	21.090(1)(v)

public benefits	Aid to blind, aged, disabled; public assistance	422.291
	Crime victim's compensation	21.090
	Industrial insurance (workers' compensation)	616C.205
	Public assistance for children	432.036
	Unemployment compensation	612.710
	Vocational rehabilitation benefits	615.270
tools of trade	Arms, uniforms, & accoutrements you're required to keep	21.090(1)(j)
	Cabin or dwelling of miner or prospector; mining claim, cars, implements, & appliances to \$4,500 total (for working claim only)	21.090(1)(e)
	Farm trucks, stock, tools, equipment, & seed to \$4,500	21.090(1)(c)
	Library, equipment, supplies, tools, inventory, & materials to \$10,000	21.090(1)(d)
wages	Minimum 75% of disposable weekly earnings or 30 times the federal minimum hourly wage per week, whichever is more; bankruptcy judge may authorize more for low-income debtors	21.090(1)(g)
wildcard	\$1,000 of any personal property	21.090(1)(z)

New Hampshire

Federal bankruptcy exemptions available. All law references are to New Hampshire Revised Statutes Annotated unless otherwise noted.

ASSET	EXEMPTION	LAW
homestead	Real property or manufactured housing (& the land it's on if you own it) to \$100,000	480:1
insurance	Firefighters' aid insurance	402:69
	Fraternal benefit society benefits	418:17
	Homeowners' insurance proceeds to \$5,000	512:21(VIII)
miscellaneous	Jury, witness fees	512:21(VI)
	Property of business partnership	304-A:25
	Wages of minor child	512:21(III)
pensions	Tax-exempt retirement accounts, including 401(k)s, 403(b)s, profit-sharing and money purchase plans, SEP and SIMPLE IRAs, and defined-benefit plans	11 U.S.C. § 522(b)(3)(C)
	Traditional and Roth IRAs to \$1,095,000 per person	11 U.S.C. § 522(b)(3)(C); (n)
	ERISA-qualified retirement accounts including IRAs & Roth IRAs	512:2 (XIX)
	Federally created pension (only benefits building up)	512:21(IV)
	Firefighters	102:23
	Police officers	103:18
	Public employees	100-A:26
personal property	Beds, bedding, & cooking utensils	511:2(II)
	Bibles & books to \$800	511:2(VIII)
	Burial plot, lot	511:2(XIV)
	Church pew	511:2(XV)
	Clothing	511:2(I)

personal property (continued)	Cooking & heating stoves, refrigerator	511:2(IV)
	Domestic fowl to \$300	511:2(XIII)
	Food & fuel to \$400	511:2(VI)
	Furniture to \$3,500	511:2(III)
	Jewelry to \$500	511:2(XVII)
	Motor vehicle to \$4,000	511:2(XVI)
public benefits	Proceeds for lost or destroyed exempt property	512:21(VIII)
	Sewing machine	511:2(V)
	1 cow, 6 sheep & their fleece, 4 tons of hay	511:2(XI); (XII)
	1 hog or pig or its meat (if slaughtered)	511:2(X)
public benefits	Aid to blind, aged, disabled; public assistance	167:25
	Unemployment compensation	282-A:159
	Workers' compensation	281-A:52
tools of trade	Tools of your occupation to \$5,000	511:2(IX)
	Uniforms, arms, & equipment of military member	511:2(VII)
	Yoke of oxen or horse needed for farming or teaming	511:2(XII)
wages	50 times the federal minimum hourly wage per week	512:21(II)
	Deposits in any account designated a payroll account.	512:21(XI)
	Earned but unpaid wages of spouse	512:21(III)
wildcard	\$1,000 of any property	511:2(XVIII)
	Unused portion of bibles & books, food & fuel, furniture, jewelry, motor vehicle, & tools of trade exemptions to \$7,000	511:2(XVIII)

New Jersey

Federal bankruptcy exemptions available. All law references are to New Jersey Statutes Annotated unless otherwise noted.

ASSET	EXEMPTION	LAW
homestead	None, but survivorship interest of a spouse in property held as tenancy by the entirety is exempt from creditors of a single spouse	<i>Freda v. Commercial Trust Co. of New Jersey</i> , 570 A.2d 409 (N.J. 1990)
insurance	Annuity contract proceeds to \$500 per month	17B:24-7
	Disability benefits	17:18-12
	Disability, death, medical, or hospital benefits for civil defense workers	App. A:9-57.6
	Disability or death benefits for military member	38A:4-8
	Group life or health policy or proceeds	17B:24-9
	Health or disability benefits	17:18-12; 17B:24-8
	Life insurance proceeds if clause prohibits proceeds from being used to pay beneficiary's creditors	17B:24-10
	Life insurance proceeds or avails if you're not the insured	17B:24-6b
pensions	Tax-exempt retirement accounts, including 401(k)s, 403(b)s, profit-sharing and money purchase plans, SEP and SIMPLE IRAs, and defined-benefit plans	11 U.S.C. § 522(b)(3)(C)
	Traditional and Roth IRAs to \$1,095,000 per person	11 U.S.C. § 522(b)(3)(C); (n)

pensions (continued)	Alcohol beverage control officers	43:8A-20
	City boards of health employees	43:18-12
	Civil defense workers	App. A:9-57.6
	County employees	43:10-57; 43:10-105
	ERISA-qualified benefits for city employees	43:13-9
	Firefighters, police officers, traffic officers	43:16-7; 43:16A-17
	IRAs	<i>In re Yuhas</i> , 104 F.3d 612 (3d Cir. 1997)
	Judges	43:6A-41
	Municipal employees	43:13-44
	Prison employees	43:7-13
	Public employees	43:15A-53
	School district employees	18A:66-116
	State police	53:5A-45
	Street & water department employees	43:19-17
	Teachers	18A:66-51
	Trust containing personal property created pursuant to federal tax law, including 401(k) plans, IRAs, Roth IRAs, & higher education (529) savings plans	25:2-1; <i>In re Yuhas</i> , 104 F.3d 612 (3d Cir. 1997)
personal property	Burial plots	45:27-21
	Clothing	2A:17-19
	Furniture & household goods to \$1,000	2A:26-4
	Personal property & possessions of any kind, stock or interest in corporations to \$1,000 total	2A:17-19
public benefits	Old age, permanent disability assistance	44:7-35
	Unemployment compensation	43:21-53
	Workers' compensation	34:15-29
tools of trade	None	
wages	90% of earned but unpaid wages if annual income is less than 250% of federal poverty level; 75% if annual income is higher	2A:17-56
	Wages or allowances received by military personnel	38A:4-8
wildcard	None	

New Mexico

Federal bankruptcy exemptions available. All law references are to New Mexico Statutes Annotated unless otherwise noted.

ASSET	EXEMPTION	LAW
homestead	\$60,000	42-10-9
insurance	Benevolent association benefits to \$5,000	42-10-4
	Fraternal benefit society benefits	59A-44-18
	Life, accident, health, or annuity benefits, withdrawal or cash value, if beneficiary is a New Mexico resident	42-10-3
	Life insurance proceeds	42-10-5
miscellaneous	Ownership interest in unincorporated association	53-10-2
	Property of business partnership	54-1A-501
pensions	Tax-exempt retirement accounts, including 401(k)s, 403(b)s, profit-sharing and money purchase plans, SEP and SIMPLE IRAs, and defined-benefit plans	11 U.S.C. § 522(b)(3)(C)

pensions (continued)	Traditional and Roth IRAs to \$1,095,000 per person	11 U.S.C. § 522(b)(3)(C); (n)
	Pension or retirement benefits	42-10-1; 42-10-2
	Public school employees	22-11-42A
personal property	Books & furniture	42-10-1; 42-10-2
	Building materials	48-2-15
	Clothing	42-10-1; 42-10-2
	Cooperative association shares, minimum amount needed to be member	53-4-28
	Health aids	42-10-1; 42-10-2
	Jewelry to \$2,500	42-10-1; 42-10-2
	Materials, tools, & machinery to dig, drill, complete, operate, or repair oil line, gas well, or pipeline	70-4-12
	Motor vehicle to \$4,000	42-10-1; 42-10-2
public benefits	Crime victims' compensation	31-22-15
	General assistance	27-2-21
	Occupational disease disablement benefits	52-3-37
	Unemployment compensation	51-1-37
	Workers' compensation	52-1-52
tools of trade	\$1,500	42-10-1; 42-10-2
wages	Minimum 75% of disposable earnings or 40 times the federal hourly minimum wage, whichever is more; bankruptcy judge may authorize more for low-income debtors	35-12-7
wildcard	\$500 of any personal property	42-10-1
	\$5,000 of any real or personal property, in lieu of homestead	42-10-10

New York

Federal bankruptcy exemptions not available. All references are to Consolidated Laws of New York unless otherwise noted; Civil Practice Law & Rules are abbreviated C.P.L.R.

ASSET	EXEMPTION	LAW
homestead	Real property including co-op, condo, or mobile home, to \$50,000	C.P.L.R. 5206(a); <i>In re Pearl</i> , 723 F.2d 193 (2nd Cir. 1983)
insurance	Annuity contract benefits due the debtor, if debtor paid for the contract; \$5,000 limit if purchased within 6 months prior to filing & not tax-deferred	Ins. 3212(d); Debt. & Cred. 283(1)
	Disability or illness benefits to \$400 per month	Ins. 3212(c)
	Life insurance proceeds & avails if the beneficiary is not the debtor, or if debtor's spouse has taken out policy	Ins. 3212(b)
	Life insurance proceeds left at death with the insurance company, if clause prohibits proceeds from being used to pay beneficiary's creditors	Est. Powers & Trusts 7-1.5(a)(2)

miscellaneous	Alimony, child support	C.P.L.R. 5205 (d)(3); Debt. & Cred. 282(2)(d)
	Property of business partnership	Partnership 51
pensions	Tax-exempt retirement accounts, including 401(k)s, 403(b)s, profit-sharing and money purchase plans, SEP and SIMPLE IRAs, and defined-benefit plans	11 U.S.C. § 522(b)(3)(C)
	Traditional and Roth IRAs to \$1,095,000 per person	11 U.S.C. § 522(b)(3)(C); (n)
	ERISA-qualified benefits, IRAs, Roth IRAs, & Keoghs, & income needed for support	C.P.L.R. 5205(c); Debt. & Cred. 282(2)(e)
	Public retirement benefits	Ins. 4607
	State employees	Ret. & Soc. Sec. 10
	Teachers	Educ. 524
	Village police officers	Unconsolidated 5711-o
	Volunteer ambulance workers' benefits	Vol. Amb. Wkr. Ben. 23
personal property	Volunteer firefighters' benefits	Vol. Firefighter Ben. 23
	Bible, schoolbooks, other books to \$50; pictures; clothing; church pew or seat; sewing machine, refrigerator, TV, radio; furniture, cooking utensils & tableware, dishes; food to last 60 days; stoves with fuel to last 60 days; domestic animal with food to last 60 days, to \$450; wedding ring; watch to \$35; exemptions may not exceed \$5,000 total (including tools of trade & limited annuity)	C.P.L.R. 5205(a)(1)-(6); Debt. & Cred. 283(1)
	Burial plot without structure to ¼ acre	C.P.L.R. 5206(f)
	Cash (including savings bonds, tax refunds, bank & credit union deposits) to \$2,500, or to \$5,000 after exemptions for personal property taken, whichever amount is less (for debtors who do not claim homestead)	Debt. & Cred. 283(2)
	College tuition savings program trust fund	C.P.L.R. 5205(j)
	Health aids, including service animals with food	C.P.L.R. 5205(h)
	Lost future earnings recoveries needed for support	Debt. & Cred. 282(3)(iv)
	Motor vehicle to \$2,400	Debt. & Cred. 282(1); <i>In re Miller</i> , 167 B.R. 782 (S.D. N.Y. 1994)
	Personal injury recoveries up to 1 year after receiving	Debt. & Cred. 282(3)(iii)
	Recovery for injury to exempt property up to 1 year after receiving	C.P.L.R. 5205(b)
	Savings & loan savings to \$600	Banking 407
	Security deposit to landlord, utility company	C.P.L.R. 5205(g)
	Spendthrift trust fund principal, 90% of income if not created by debtor	C.P.L.R. 5205(c),(d)
	Wrongful death recoveries for person you depended on	Debt. & Cred. 282(3)(ii)
public benefits	Aid to blind, aged, disabled	Debt. & Cred. 282(2)(c)
	Crime victims' compensation	Debt. & Cred. 282(3)(i)
	Home relief, local public assistance	Debt. & Cred. 282(2)(a)
	Public assistance	Soc. Serv. 137

public benefits (continued)	Social Security	Debt. & Cred. 282(2)(a)
	Unemployment compensation	Debt. & Cred. 282(2)(a)
	Veterans' benefits	Debt. & Cred. 282(2)(b)
	Workers' compensation	Debt. & Cred. 282(2)(c); Work. Comp. 33, 218
tools of trade	Farm machinery, team, & food for 60 days; professional furniture, books, & instruments to \$600 total	C.P.L.R. 5205(a),(b)
	Uniforms, medal, emblem, equipment, horse, arms, & sword of member of military	C.P.L.R. 5205(e)
	90% of earned but unpaid wages received within 60 days before & anytime after filing	C.P.L.R. 5205(d)
wages	90% of earnings from dairy farmer's sales to milk dealers	C.P.L.R. 5205(f)
	100% of pay of noncommissioned officer, private, or musician in U.S. or N.Y. state armed forces	C.P.L.R. 5205(e)
wildcard	None	

North Carolina

Federal bankruptcy exemptions not available. All law references are to General Statutes of North Carolina unless otherwise noted.

ASSET	EXEMPTION	LAW
homestead	Property held as tenancy by the entirety may be exempt against debts owed by only one spouse	<i>In re Chandler</i> , 148 B.R. 13 (E.D. N.C. 1992)
	Real or personal property, including co-op, used as residence to \$18,500; up to \$5,000 of unused portion of homestead may be applied to any property	1C-1601(a)(1),(2)
insurance	Employee group life policy or proceeds	58-58-165
	Fraternal benefit society benefits	58-24-85
	Life insurance on spouse or children	1C-1601(a)(6); Const. Art. X § 5
miscellaneous	Alimony, support, separate maintenance, and child support necessary for support of debtor and dependents	1C-1601(a)(12)
	Property of business partnership	59-55
	Support received by a surviving spouse for 1 year, up to \$10,000	30-15
pensions	Tax-exempt retirement accounts, including 401(k)s, 403(b)s, profit-sharing and money purchase plans, SEP and SIMPLE IRAs, and defined-benefit plans	11 U.S.C. § 522(b)(3)(C)
	Traditional and Roth IRAs to \$1,095,000 per person	11 U.S.C. § 522(b)(3)(C); (n)
	Firefighters & rescue squad workers	58-86-90
	IRAs & Roth IRAs	1C-1601(a)(9)
	Law enforcement officers	143-166.30(g)
	Legislators	120-4.29
	Municipal, city, & county employees	128-31
	Retirement benefits from another state to extent exempt in that state	1C-1601(a)(11)
	Teachers & state employees	135-9; 135-95

personal property	Animals, crops, musical instruments, books, clothing, appliances, household goods & furnishings to \$5,000 total; may add \$1,000 per dependent, up to \$4,000 total additional (all property must have been purchased at least 90 days before filing)	1C-1601(a)(4),(d)
	Burial plot to \$18,500, in lieu of homestead	1C-1601(a)(1)
	College savings account established under 26 U.S.C. § 529 to \$25,000, excluding certain contributions within prior year	1C-1601(a)(10)
	Health aids	1C-1601(a)(7)
	Motor vehicle to \$3,500	1C-1601(a)(3)
	Personal injury & wrongful death recoveries for person you depended on	1C-1601(a)(8)
public benefits	Aid to blind	111-18
	Crime victims' compensation	15B-17
	Public adult assistance under work first program	108A-36
	Unemployment compensation	96-17
	Workers' compensation	97-21
tools of trade	Implements, books, & tools of trade to \$2,000	1C-1601(a)(5)
wages	Earned but unpaid wages received 60 days before filing for bankruptcy, needed for support	1-362
wildcard	\$5,000 of unused homestead or burial exemption	1C-1601(a)(2)
	\$500 of any personal property	Constitution Art. X § 1

North Dakota

Federal bankruptcy exemptions not available. All law references are to North Dakota Century Code unless otherwise noted.

ASSET	EXEMPTION	LAW
homestead	Real property, house trailer, or mobile home to \$100,000 (husband & wife may not double)	28-22-02(10); 47-18-01
insurance	Fraternal benefit society benefits	26.1-15.1-18;
	Any unmatured life insurance contract, other than credit life insurance	26.1-33-40; 28-22-03.1(4)
	Life insurance proceeds payable to deceased's estate, not to a specific beneficiary	26.1-33-40
	Life insurance surrender value to \$8,000 per policy, if beneficiary is insured's dependent & policy was owned over 1 year before filing for bankruptcy; limit does not apply if more needed for support	28-22-03.1(5)
miscellaneous	Child support payments	14-09-09.31; 28-22-03.1(8)(d)
pensions	Tax-exempt retirement accounts, including 401(k)s, 403(b)s, profit-sharing and money purchase plans, SEP and SIMPLE IRAs, and defined-benefit plans	11 U.S.C. § 522(b)(3)(C)
	Traditional and Roth IRAs to \$1,095,000 per person	11 U.S.C. § 522(b)(3)(C); (n)
	Disabled veterans' benefits, except military retirement pay	28-22-03.1(4)(d)
	ERISA-qualified benefits, IRAs, Roth IRAs, & Keoghs to \$100,000 per plan; no limit if more needed for support; total of all accounts cannot exceed \$200,000	28-22-03.1(7)
	Public employees deferred compensation	54-52.2-06
	Public employees pensions	28-22-19(1)

personal property	One Bible or other religious text; schoolbooks; other books	28-22-02(4)
	Burial plots, church pew	28-22-02(2),(3)
	Wearing apparel to \$5,000 and all clothing & family pictures	28-22-02(1),(5)
	Crops or grain raised by debtor on 160 acres where debtor resides	28-22-02(8)
	Food & fuel to last 1 year	28-22-02(6)
	Health aids	28-22-03.1(6)
	Insurance proceeds for exempt property	28-22-02(9)
	One motor vehicle to \$2,950 (or \$32,000 for vehicle that has been modified to accommodate owner's disability)	28-22-03.1(2)
	Personal injury recoveries to \$15,000	28-22-03.1(4)(b)
	Wrongful death recoveries to \$15,000	28-22-03.1(4)(a)
	Head of household not claiming crops or grain may claim \$5,000 of any personal property	28-22-03
	Unmarried with no dependents not claiming crops or grain may claim \$3,750 of any personal property	28-22-05
public benefits	Crime victims' compensation	28-22-03.1(4); 28-22-19(2)
	Old age & survivor insurance program benefits	52-09-22
	Public assistance	28-22-19(3)
	Social Security	28-22-03.1(8)(a)
	Unemployment compensation	52-06-30
	Veteran's disability benefits	28-22-03.1(8)(b)
	Workers' compensation	65-05-29
tools of trade	Books, tools, & implements of trade to \$1,500	28-22-03.1(3)
wages	Minimum 75% of disposable weekly earnings or 40 times the federal minimum wage, whichever is more; bankruptcy judge may authorize more for low-income debtors	32-09.1-03
wildcard	\$7,500 of any property in lieu of homestead	28-22-03.1(1)

Ohio

Federal bankruptcy exemptions not available. All law references are to Ohio Revised Code unless otherwise noted.

ASSET	EXEMPTION	LAW
homestead	Property held as tenancy by the entirety may be exempt against debts owed by only one spouse	<i>In re Pernus</i> , 143 B.R. 856 (N.D. Ohio 1992)
	Real or personal property used as residence to \$20,000	2329.66(A)(1)(b)
insurance	Benevolent society benefits to \$5,000	2329.63; 2329.66(A)(6)(a)
	Disability benefits needed for support	2329.66(A)(6)(e); 3923.19
	Fraternal benefit society benefits	2329.66(A)(6)(d); 3921.18
	Group life insurance policy or proceeds	2329.66(A)(6)(c); 3917.05
	Life, endowment, or annuity contract avails for your spouse, child, or dependent	2329.66(A)(6)(b); 3911.10
	Benevolent society benefits to \$5,000	2329.63; 2329.66(A)(6)(a)
	Disability benefits to \$600 per month	2329.66(A)(6)(e); 3923.19

insurance (continued)	Fraternal benefit society benefits	2329.66(A)(6)(d); 3921.18
	Group life insurance policy or proceeds	2329.66(A)(6)(c); 3917.05
	Life, endowment, or annuity contract avails for your spouse, child, or dependent	2329.66(A)(6)(b); 3911.10
	Life insurance proceeds for a spouse	3911.12
	Life insurance proceeds if clause prohibits proceeds from being used to pay beneficiary's creditors	3911.14
miscellaneous	Alimony, child support needed for support	2329.66(A)(11)
	Property of business partnership	1775.24; 2329.66(A) (14)
pensions	Tax-exempt retirement accounts, including 401(k)s, 403(b)s, profit-sharing and money purchase plans, SEP and SIMPLE IRAs, and defined-benefit plans	11 U.S.C. § 522(b) (3)(C)
	Traditional and Roth IRAs to \$1,095,000 per person	11 U.S.C. § 522(b)(3) (C); (n)
	ERISA-qualified benefits needed for support	2329.66(A)(10)(b)
	Firefighters, police officers	742.47
	IRAs, Roth IRAs, & Keoghs needed for support	2329.66(A)(10)(c), (a)
	Public employees	145.56
	Public safety officers' death benefit	2329.66(A)(10)(a)
	Public school employees	3309.66
	State highway patrol employees	5505.22
	Volunteer firefighters' dependents	146.13
personal property	Animals, crops, books, musical instruments, appliances, household goods, furnishings, firearms, hunting & fishing equipment to \$525 per item; jewelry to \$1,350 for 1 or more items; \$10,775 total	2329.66(A)(4) (b),(c),(d); <i>In re</i> <i>Szydlowski</i> , 186 B.R. 907 (N.D. Ohio 1995)
	Burial plot	517.09; 2329.66(A)(8)
	Cash, money due within 90 days, tax refund, bank, security, & utility deposits to \$400 total	2329.66(A)(4)(a); <i>In re</i> <i>Szydlowski</i> , 186 B.R. 907 (N.D. Ohio 1995)
	Compensation for lost future earnings needed for support, received during 12 months before filing	2329.66(A)(12)(d)
	Cooking unit & refrigerator to \$300 each	2329.66(A)(3)
	Health aids (professionally prescribed)	2329.66(A)(7)
	Motor vehicle to \$3,225	2329.66(A)(2)(b)
	Personal injury recoveries to \$20,200, received during 12 months before filing	2329.66(A)(12)(c)
	Tuition credit or payment	2329.66(A)(16)
	Wrongful death recoveries for person debtor depended on, needed for support, received during 12 months before filing	2329.66(A)(12)(b)

public benefits	Crime victim's compensation, received during 12 months before filing	2329.66(A)(12)(a); 2743.66(D)
	Disability assistance payments	2329.66(A)(9)(f); 5115.07
	Public assistance	2329.66(A)(9)(d); (e); 5107.75; 5108.08
	Unemployment compensation	2329.66(A)(9)(c); 4141.32
	Vocational rehabilitation benefits	2329.66(A)(9)(a); 3304.19
	Workers' compensation	2329.66(A)(9)(b); 4123.67
tools of trade	Implements, books, & tools of trade to \$2,025	2329.66(A)(5)
wages	Minimum 75% of disposable weekly earnings or 30 times the federal hourly minimum wage, whichever is higher; bankruptcy judge may authorize more for low-income debtors	2329.66(A)(13)
wildcard	\$1,075 of any property	2329.66(A)(18)

Oklahoma

Federal bankruptcy exemptions not available. All law references are to Oklahoma Statutes Annotated (in the form title number-section number), unless otherwise noted.

ASSET	EXEMPTION	LAW
homestead	Real property or manufactured home to unlimited value; property cannot exceed 1 acre in city, town, or village, or 160 acres elsewhere; \$5,000 limit if more than 25% of total sq. ft. area used for business purposes; okay to rent homestead as long as no other residence is acquired	31-1(A)(1); 31-1(A)(2); 31-2
insurance	Annuity benefits & cash value	36-3631.1
	Assessment or mutual benefits	36-2410
	Fraternal benefit society benefits	36-2718.1
	Funeral benefits prepaid & placed in trust	36-6125
	Group life policy or proceeds	36-3632
	Life, health, accident, & mutual benefit insurance proceeds & cash value, if clause prohibits proceeds from being used to pay beneficiary's creditors	36-3631.1
	Limited stock insurance benefits	36-2510
miscellaneous	Alimony, child support	31-1(A)(19)
	Beneficiary's interest in a statutory support trust	6-3010
	Liquor license	37-532
	Property of business partnership	54-1-504
pensions	Tax-exempt retirement accounts, including 401(k)s, 403(b)s, profit-sharing and money purchase plans, SEP and SIMPLE IRAs, and defined-benefit plans	11 U.S.C. § 522(b)(3)(C)
	Traditional and Roth IRAs to \$1,095,000 per person	11 U.S.C. § 522(b)(3)(C); (n)
	County employees	19-959
	Disabled veterans	31-7

pensions (continued)	ERISA-qualified benefits, IRAs, Roth IRAs, Education IRAs, & Keoghs	31-1(A)(20), (24)
	Firefighters	11-49-126
	Judges	20-1111
	Law enforcement employees	47-2-303.3
	Police officers	11-50-124
	Public employees	74-923
	Tax-exempt benefits	60-328
personal property	Teachers	70-17-109
	Books, portraits, & pictures	31-1(A)(6)
	Burial plots	31-1(A)(4); 8-7
	Clothing to \$4,000	31-1(A)(7)
	College savings plan interest	31-1A(24)
	Deposits in an IDA (Individual Development Account)	31-1A(22)
	Federal earned income tax credit	31-1(A)(23)
	Food & seed for growing to last 1 year	31-1(A)(17)
	Guns for household use to \$2,000	31-1A(14)
	Health aids (professionally prescribed)	31-1(A)(9)
	Household & kitchen furniture; personal computer and related equipment	31-1(A)(3)
	Livestock for personal or family use: 5 dairy cows & calves under 6 months; 100 chickens; 20 sheep; 10 hogs; 2 horses, bridles, & saddles; forage & feed to last 1 year	31-1(A)(10),(11), (12),(15),(16),(17)
	Motor vehicle to \$7,500	31-1(A)(13)
	Personal injury & wrongful death recoveries to \$50,000	31-1(A)(21)
	Prepaid funeral benefits	36-6125(H)
	War bond payroll savings account	51-42
	Wedding and anniversary rings to \$3,000	31-1(A)(8)
public benefits	Crime victims' compensation	21-142.13
	Public assistance	56-173
	Social Security	56-173
	Unemployment compensation	40-2-303
	Workers' compensation	85-48
tools of trade	Implements needed to farm homestead; tools, books, & apparatus to \$10,000 total	31-1(A)(5); 31-1(C)
wages	75% of wages earned in 90 days before filing bankruptcy; bankruptcy judge may allow more if you show hardship	12-1171.1; 31-1(A)(18); 31-1.1
wildcard	None	

Oregon

Federal bankruptcy exemptions not available. All law references are to Oregon Revised Statutes unless otherwise noted.

ASSET	EXEMPTION	LAW
homestead	Prepaid rent & security deposit for renter's dwelling	<i>In re Casserino</i> , 379 F.3d 1069 (9th Cir. 2004)
	Real property of a soldier or sailor during time of war	408.440
	Real property you occupy or intend to occupy to \$30,000 (\$39,600 for joint owners); mobile home on property you own or houseboat to \$23,000 (\$30,000 for joint owners); mobile home not on your land to \$20,000 (\$27,000 for joint owners); property cannot exceed 1 block in town or city or 160 acres elsewhere; sale proceeds exempt 1 year from sale if you intend to purchase another home or use sale proceeds for rent	18.428; 18.395; 18.402; <i>In re Wynn</i> , 369 B.R. 605 (D. Or. 2007)
	Tenancy by entirety not exempt, but subject to survivorship rights of nondebtor spouse	<i>In re Pletz</i> , 225 B.R. 206 (D. Or. 1997)
insurance	Annuity contract benefits to \$500 per month	743.049
	Fraternal benefit society benefits to \$7,500	748.207; 18.348
	Group life policy or proceeds not payable to insured	743.047
	Health or disability proceeds or avails	743.050
	Life insurance proceeds or cash value if you are not the insured	743.046; 743.047
miscellaneous	Alimony, child support needed for support	18.345(1)(i)
	Liquor licenses	471.292 (1)
pensions	Tax-exempt retirement accounts, including 401(k)s, 403(b)s, profit-sharing and money purchase plans, SEP and SIMPLE IRAs, and defined-benefit plans	11 U.S.C. § 522(b)(3)(C)
	Traditional and Roth IRAs to \$1,095,000 per person	11 U.S.C. § 522(b)(3)(C); (n)
	ERISA-qualified benefits, including IRAs & SEPs; & payments to \$7,500	18.358; 18.348
	Public officers', employees' pension payments to \$7,500	237.980; 238.445; 18.348(2)
personal property	Bank deposits to \$7,500; cash for sold exempt property	18.348; 18.345(2)
	Books, pictures, & musical instruments to \$600 total	18.345(1)(a)
	Building materials for construction of an improvement	87.075
	Burial plot	65.870
	Clothing, jewelry, & other personal items to \$1,800 total	18.345(1)(b)
	Compensation for lost earnings payments for debtor or someone debtor depended on, to extent needed	18.345(1)(L),(3)
	Domestic animals, poultry, & pets to \$1,000 plus food to last 60 days	18.345(1)(e)
	Federal earned income tax credit	18.345(1)(n)
	Food & fuel to last 60 days if debtor is householder	18.345(1)(f)

personal property (continued)	Furniture, household items, utensils, radios, & TVs to \$3,000 total	18.345(1)(f)
	Health aids	18.345(1)(h)
	Higher education savings account to \$7,500	348.863; 18.348(1)
	Motor vehicle to \$2,150	18.345(1)(d),(3)
	Personal injury recoveries to \$10,000	18.345(1)(k),(3)
public benefits	Pistol; rifle or shotgun (owned by person over 16) to \$1,000	18.362
	Aid to blind to \$7,500	411.706; 411.760; 18.348
	Aid to disabled to \$7,500	411.706; 411.760; 18.348
	Civil defense & disaster relief to \$7,500	401.405; 18.348
	Crime victims' compensation	18.345(1)(j)(A),(3); 147.325
	General assistance to \$7,500	411.760; 18.348
	Injured inmates' benefits to \$7,500	655.530; 18.348
	Medical assistance to \$7,500	414.095; 18.348
	Old-age assistance to \$7,500	411.706; 411.760; 18.348
	Unemployment compensation to \$7,500	657.855; 18.348
	Veterans' benefits & proceeds of Veterans loans	407.125; 407.595; 18.348(m)
	Vocational rehabilitation to \$7,500	344.580; 18.348
	Workers' compensation to \$7,500	656.234; 18.348
tools of trade	Tools, library, team with food to last 60 days, to \$3,000	18.345(1)(c),(3)
wages	75% of disposable wages or \$170 per week, whichever is greater; bankruptcy judge may authorize more for low-income debtors	18.385
	Wages withheld in state employee's bond savings accounts	292.070
wildcard	\$400 of any personal property not already covered by existing exemption	18.348(1)(o)

Pennsylvania

Federal bankruptcy exemptions available. All law references are to Pennsylvania Consolidated Statutes Annotated unless otherwise noted.

ASSET	EXEMPTION	LAW
homestead	None; however, property held as tenancy by the entirety may be exempt against debts owed by only one spouse	<i>In re Martin</i> , 269 B.R. 119 (M.D. Pa. 2001)
insurance	Accident or disability benefits	42-8124(c)(7)
	Fraternal benefit society benefits	42-8124(c)(1),(8)
	Group life policy or proceeds	42-8124(c)(5)
	Insurance policy or annuity contract payments where insured is the beneficiary, cash value or proceeds to \$100 per month	42-8124(c)(3)
	Life insurance & annuity proceeds if clause prohibits proceeds from being used to pay beneficiary's creditors	42-8214(c)(4)
	Life insurance annuity policy cash value or proceeds if beneficiary is insured's dependent, child or spouse	42-8124(c)(6)
	No-fault automobile insurance proceeds	42-8124(c)(9)
miscellaneous	Property of business partnership	15-8342

pensions	Tax-exempt retirement accounts, including 401(k)s, 403(b)s, profit-sharing and money purchase plans, SEP and SIMPLE IRAs, and defined-benefit plans	11 U.S.C. § 522(b)(3)(C)
	Traditional and Roth IRAs to \$1,095,000 per person	11 U.S.C. § 522(b)(3)(C); (n)
	City employees	53-13445; 53-23572; 53-39383; 42-8124(b)(1)(iv)
	County employees	16-4716
	Municipal employees	53-881.115; 42-8124(b)(1)(vi)
	Police officers	53-764; 53-776; 53-23666; 42-8124(b)(1)(iii)
	Private retirement benefits to extent tax-deferred, if clause prohibits proceeds from being used to pay beneficiary's creditors; exemption limited to deposits of \$15,000 per year made at least 1 year before filing (limit does not apply to rollovers from other exempt funds or accounts)	42-8124(b)(1)(vii), (viii),(ix)
	Public school employees	24-8533; 42-8124(b)(1)(i)
	State employees	71-5953; 42-8124(b)(1)(ii)
personal property	Bibles & schoolbooks	42-8124(a)(2)
	Clothing	42-8124(a)(1)
	Military uniforms & accoutrements	42-8124(a)(4); 51-4103
	Sewing machines	42-8124(a)(3)
public benefits	Crime victims' compensation	18-11.708
	Korean conflict veterans' benefits	51-20098
	Unemployment compensation	42-8124(a)(10); 43-863
	Veterans' benefits	51-20012; 20048; 20098; 20127
	Workers' compensation	42-8124(c)(2)
tools of trade	Seamstress's sewing machine	42-8124(a)(3)
wages	Earned but unpaid wages	42-8127
	Prison inmate's wages	61-1054
	Wages of victims of abuse	42-8127(f)
wildcard	\$300 of any property, including cash, real property, securities, or proceeds from sale of exempt property	42-8123

Rhode Island

Federal bankruptcy exemptions available. All law references are to General Laws of Rhode Island unless otherwise noted.

ASSET	EXEMPTION	LAW
homestead	\$300,000 in land & buildings you occupy or intend to occupy as a principal residence (husband & wife may not double)	9-26-4.1
insurance	Accident or sickness proceeds, avails, or benefits	27-18-24

insurance (continued)	Fraternal benefit society benefits	27-25-18
	Life insurance proceeds if clause prohibits proceeds from being used to pay beneficiary's creditors	27-4-12
	Temporary disability insurance	28-41-32
miscellaneous	Earnings of a minor child	9-26-4(9)
	Property of business partnership	7-12-36
pensions	Tax-exempt retirement accounts, including 401(k)s, 403(b)s, profit-sharing and money purchase plans, SEP and SIMPLE IRAs, and defined-benefit plans	11 U.S.C. § 522(b)(3)(C)
	Traditional and Roth IRAs to \$1,095,000 per person	11 U.S.C. § 522(b)(3)(C); (n)
	ERISA-qualified benefits	9-26-4(12)
	Firefighters	9-26-5
	IRAs & Roth IRAs	9-26-4(11)
	Police officers	9-26-5
	Private employees	28-17-4
	State & municipal employees	36-10-34
personal property	Beds, bedding, furniture, household goods, & supplies, to \$9,600 total (husband & wife may not double)	9-26-4(3); <i>In re Petrozella</i> , 247 B.R. 591 (R.I. 2000)
	Bibles & books to \$300	9-26-4(4)
	Burial plot	9-26-4(5)
	Clothing	9-26-4(1)
	Consumer cooperative association holdings to \$50	7-8-25
	Debt secured by promissory note or bill of exchange	9-26-4(7)
	Jewelry to \$2,000	9-26-4 (14)
	Motor vehicles to \$12,000	9-26-4 (13)
public benefits	Prepaid tuition program or tuition savings account	9-26-4 (15)
	Aid to blind, aged, disabled; general assistance	40-6-14
	Crime victims' compensation	12-25.1-3(b)(2)
	Family assistance benefits	40-5.1-15
	State disability benefits	28-41-32
	Unemployment compensation	28-44-58
	Veterans' disability or survivors' death benefits	30-7-9
	Workers' compensation	28-33-27
tools of trade	Library of practicing professional	9-26-4(2)
	Working tools to \$1,500	9-26-4(2)
wages	Earned but unpaid wages due military member on active duty	30-7-9
	Earned but unpaid wages due seaman	9-26-4(6)
	Earned but unpaid wages to \$50	9-26-4(8)(iii)
	Wages of any person who had been receiving public assistance are exempt for 1 year after going off of relief	9-26-4(8)(ii)
	Wages of spouse & minor children	9-26-4(9)
	Wages paid by charitable organization or fund providing relief to the poor	9-26-4(8)(i)
wildcard	\$5,000	9-26-4(16)

South Carolina

Federal bankruptcy exemptions not available. All law references are to Code of Laws of South Carolina unless otherwise noted. (Amounts to be adjusted for inflation in 2010 (15-41-30(B).))

ASSET	EXEMPTION	LAW
homestead	Real property, including co-op, to \$50,000	15-41-30(A)(1)
insurance	Accident & disability benefits	38-63-40(D)
	Benefits accruing under life insurance policy after death of insured, where proceeds left with insurance company pursuant to agreement; benefits not exempt from action to recover necessities if parties agree	38-63-50
	Disability or illness benefits	15-41-30(A)(10)(C)
	Fraternal benefit society benefits	38-38-330
	Group life insurance proceeds; cash value to \$50,000	38-63-40(C); 38-65-90
	Life insurance avails from policy for person you depended on to \$4,000	15-41-30(A)(8)
	Life insurance proceeds from policy for person you depended on, needed for support	15-41-30(A)(12)(C)
	Proceeds & cash surrender value of life insurance payable to beneficiary other than insured's estate & for the express benefit of insured's spouse, children, or dependents (must be purchased 2 years before filing)	38-63-40(A)
	Proceeds of life insurance or annuity contract	38-63-40(B)
	Unmatured life insurance contract, except credit insurance policy	15-41-30(A)(8)
miscellaneous	Alimony, child support	15-41-30(A)(10)(D)
	Property of business partnership	33-41-720
pensions	Tax-exempt retirement accounts, including 401(k)s, 403(b)s, profit-sharing and money purchase plans, SEP and SIMPLE IRAs, and defined-benefit plans	11 U.S.C. § 522(b)(3)(C)
	Traditional and Roth IRAs to \$1,095,000 per person	11 U.S.C. § 522(b)(3)(C); (n)
	ERISA-qualified benefits; your share of the pension plan fund	15-41-30(10)(E),(13)
	Firefighters	9-13-230
	General assembly members	9-9-180
	IRAs & Roth IRAs needed for support	15-41-30(A)(12)
	Judges, solicitors	9-8-190
	Police officers	9-11-270
	Public employees	9-1-1680
personal property	Animals, crops, appliances, books, clothing, household goods, furnishings, musical instruments to \$4,000 total	15-41-30(A)(3)
	Burial plot to \$50,000, in lieu of homestead	15-41-30(1)
	Cash & other liquid assets to \$5,000, in lieu of burial or homestead exemption	15-41-30(A)(5)
	College investment program trust fund	59-2-140
	Health aids	15-41-30(A)(10)
	Jewelry to \$1,000	15-41-30(A)(4)
	Motor vehicle to \$5,000	15-41-30(A)(2)
	Personal injury & wrongful death recoveries for person you depended on for support	15-41-30(A)(12)

public benefits	Crime victims' compensation	15-41-30(A)(12); 16-3-1300
	General relief; aid to aged, blind, disabled	43-5-190
	Local public assistance	15-41-30(A)(11)
	Social Security	15-41-30(A)(11)
	Unemployment compensation	15-41-30(A)(11)
	Veterans' benefits	15-41-30(A)(11)
	Workers' compensation	42-9-360
tools of trade	Implements, books, & tools of trade to \$1,500	15-41-30(A)(6)
wages	None (use federal nonbankruptcy wage exemption)	15-41-30(A)(7)
wildcard	Up to \$5,000 for any property from unused exemption amounts	

South Dakota

Federal bankruptcy exemptions not available. All law references are to South Dakota Codified Law unless otherwise noted.

ASSET	EXEMPTION	LAW
homestead	Gold or silver mine, mill, or smelter not exempt	43-31-5
	May file homestead declaration	43-31-6
	Real property to unlimited value or mobile home (larger than 240 sq. ft. at its base & registered in state at least 6 months before filing) to unlimited value; property cannot exceed 1 acre in town or 160 acres elsewhere; sale proceeds to \$30,000 (\$170,000 if over age 70 or widow or widower who hasn't remarried) exempt for 1 year after sale (husband & wife may not double)	43-31-1; 43-31-2; 43-31-3; 43-31-4; 43-45-3
	Spouse or child of deceased owner may claim homestead exemption	43-31-13
insurance	Annuity contract proceeds to \$250 per month	58-12-6; 58-12-8
	Endowment, life insurance, policy proceeds to \$20,000; if policy issued by mutual aid or benevolent society, cash value to \$20,000	58-12-4
	Fraternal benefit society benefits	58-37A-18
	Health benefits to \$20,000	58-12-4
	Life insurance proceeds, if clause prohibits proceeds from being used to pay beneficiary's creditors	58-15-70
	Life insurance proceeds to \$10,000, if beneficiary is surviving spouse or child	43-45-6
pensions	Tax-exempt retirement accounts, including 401(k)s, 403(b)s, profit-sharing and money purchase plans, SEP and SIMPLE IRAs, and defined-benefit plans	11 U.S.C. § 522(b)(3)(C)
	Traditional and Roth IRAs to \$1,095,000 per person	11 U.S.C. § 522(b)(3)(C); (n)
	City employees	9-16-47
	ERISA-qualified benefits, limited to income & distribution on \$1,000,000	43-45-16
	Public employees	3-12-115
personal property	Bible, schoolbooks; other books to \$200	43-45-2(4)
	Burial plots, church pew	43-45-2(2),(3)
	Cemetery association property	47-29-25
	Clothing	43-45-2(5)
	Family pictures	43-45-2(1)
	Food & fuel to last 1 year	43-45-2(6)

public benefits	Crime victim's compensation	23A-28B-24
	Public assistance	28-7A-18
	Unemployment compensation	61-6-28
	Workers' compensation	62-4-42
tools of trade	None	
wages	Earned wages owed 60 days before filing bankruptcy, needed for support of family	15-20-12
	Wages of prisoners in work programs	24-8-10
wildcard	Head of family may claim \$6,000, or nonhead of family may claim \$4,000 of any personal property	43-45-4

Tennessee

Federal bankruptcy exemptions not available. All law references are to Tennessee Code Annotated unless otherwise noted.

ASSET	EXEMPTION	LAW
homestead	\$5,000; \$7,500 for joint owners; \$25,000 if at least one dependent is a minor child (if 62 or older, \$12,500 if single; \$20,000 if married; \$25,000 if spouse is also 62 or older)	26-2-301
	2–15-year lease	26-2-303
	Life estate	26-2-302
	Property held as tenancy by the entirety may be exempt against debts owed by only one spouse, but survivorship right is not exempt	<i>In re Arango</i> , 136 B.R. 740 aff'd, 992 F.2d 611 (6th Cir. 1993); <i>In re Arwood</i> , 289 B.R. 889 (Bankr. E.D. Tenn. 2003)
	Spouse or child of deceased owner may claim homestead exemption	26-2-301
insurance	Accident, health, or disability benefits for resident & citizen of Tennessee	26-2-110
	Disability or illness benefits	26-2-111(1)(C)
	Fraternal benefit society benefits	56-25-1403
	Life insurance or annuity	56-7-203
miscellaneous	Alimony, child support owed for 30 days before filing for bankruptcy	26-2-111(1)(E)
	Educational scholarship trust funds & prepayment plans	49-4-108; 49-7-822
pensions	Tax-exempt retirement accounts, including 401(k)s, 403(b)s, profit-sharing and money purchase plans, SEP and SIMPLE IRAs, and defined-benefit plans	11 U.S.C. § 522(b)(3)(C)
	Traditional and Roth IRAs to \$1,095,000 per person	11 U.S.C. § 522(b)(3)(C); (n)
	ERISA-qualified benefits, IRAs, & Roth IRAs	26-2-111(1)(D)
	Public employees	8-36-111
	State & local government employees	26-2-105
	Teachers	49-5-909
personal property	Bible, schoolbooks, family pictures, & portraits	26-2-104
	Burial plot to 1 acre	26-2-305; 46-2-102
	Clothing & storage containers	26-2-104
	Health aids	26-2-111(5)
	Health savings accounts	26-2-105

personal property (continued)	Lost future earnings payments for you or person you depended on	26-2-111(3)
	Personal injury recoveries to \$7,500; wrongful death recoveries to \$10,000 (\$15,000 total for personal injury, wrongful death, & crime victims' compensation)	26-2-111(2)(B),(C)
	Wages of debtor deserting family, in hands of family	26-2-109
public benefits	Aid to blind	71-4-117
	Aid to disabled	71-4-1112
	Crime victims' compensation to \$5,000 (<i>see personal property</i>)	26-2-111(2)(A); 29-13-111
	Local public assistance	26-2-111(1)(A)
	Old-age assistance	71-2-216
	Relocation assistance payments	13-11-115
	Social Security	26-2-111(1)(A)
	Unemployment compensation	26-2-111(1)(A)
	Veterans' benefits	26-2-111(1)(B)
tools of trade	Workers' compensation	50-6-223
	Implements, books, & tools of trade to \$1,900	26-2-111(4)
wages	Minimum 75% of disposable weekly earnings or 30 times the federal minimum hourly wage, whichever is more, plus \$2.50 per week per child; bankruptcy judge may authorize more for low-income debtors	26-2-106,107
wildcard	\$4,000 of any personal property including deposits on account with any bank or financial institution	26-2-103

Texas

Federal bankruptcy exemptions available. All law references are to Texas Revised Civil Statutes Annotated unless otherwise noted.

ASSET	EXEMPTION	LAW
homestead	Unlimited; property cannot exceed 10 acres in town, village, city or 100 acres (200 for families) elsewhere; sale proceeds exempt for 6 months after sale (renting okay if another home not acquired, Prop. 41.003)	Prop. 41.001; 41.002; Const. Art. 16 §§ 50, 51
	Must file homestead declaration, or court will file it for you & charge you for doing so	Prop. 41.005(f); 41.021 to 41.023
insurance	Church benefit plan benefits	1407a(6)
	Fraternal benefit society benefits	Ins. 885.316
	Life, health, accident, or annuity benefits, monies, policy proceeds, & cash values due or paid to beneficiary or insured	Ins. 1108.051
	Texas employee uniform group insurance	Ins. 1551.011
	Texas public school employees group insurance	Ins. 1575.006
	Texas state college or university employee benefits	Ins. 1601.008
miscellaneous	Alimony & child support	Prop. 42.001(b)(3)
	Higher education savings plan trust account	Educ. 54.709(e)
	Liquor licenses & permits	Alco. Bev. Code 11.03

miscellaneous (continued)	Prepaid tuition plans	Educ. 54.639
	Property of business partnership	6132b-5.01
pensions	Tax-exempt retirement accounts, including 401(k)s, 403(b)s, profit-sharing and money purchase plans, SEP and SIMPLE IRAs, and defined-benefit plans	11 U.S.C. § 522(b)(3)(C)
	Traditional and Roth IRAs to \$1,095,000 per person	11 U.S.C. § 522(b)(3)(C); (n)
	County & district employees	Gov't. 811.006
	ERISA-qualified government or church benefits, including Keoghs & IRAs	Prop. 42.0021
	Firefighters	6243e(5); 6243a-1(8.03); 6243b(15); 6243e(5); 6243e.1(1.04)
	Judges	Gov't. 831.004
	Law enforcement officers, firefighters, emergency medical personnel survivors	Gov't. 615.005
	Municipal employees & elected officials, state employees	6243h(22); Gov't. 811.005
	Police officers	6243d-1(17); 6243j(20); 6243a-1(8.03); 6243b(15); 6243d-1(17)
	Retirement benefits to extent tax-deferred	Prop. 42.0021
	Teachers	Gov't. 821.005
personal property to \$60,000 total for family, \$30,000 for single adult (<i>see also tools of trade</i>)	Athletic & sporting equipment, including bicycles	Prop. 42.002(a)(8)
	Bible or other book containing sacred writings of a religion (doesn't count toward \$30,000 or \$60,000 total)	Prop. 42.001(b)(4)
	Burial plots (exempt from total)	Prop. 41.001
	Clothing & food	Prop. 42.002(a)(2),(5)
	Health aids (exempt from total)	Prop. 42.001(b)(2)
	Health savings accounts	Prop. 42.0021
	Home furnishings including family heirlooms	Prop. 42.002(a)(1)
	Jewelry (limited to 25% of total exemption)	Prop. 42.002(a)(6)
	Pets & domestic animals plus their food: 2 horses, mules, or donkeys & tack; 12 head of cattle; 60 head of other livestock; 120 fowl	Prop. 42.002(a)(10),(11)
	1 two-, three- or four-wheeled motor vehicle per family member or per single adult who holds a driver's license; or, if not licensed, who relies on someone else to operate vehicle	Prop. 42.002(a)(9)
	2 firearms	Prop. 42.002(a)(7)
public benefits	Crime victims' compensation	Crim. Proc. 56.49
	Medical assistance	Hum. Res. 32.036
	Public assistance	Hum. Res. 31.040
	Unemployment compensation	Labor 207.075
	Workers' compensation	Labor 408.201
tools of trade <i>included in aggregate dollar limits for personal property</i>	Farming or ranching vehicles & implements	Prop. 42.002(a)(3)
	Tools, equipment (includes boat & motor vehicles used in trade), & books	Prop. 42.002(a)(4)

wages	Earned but unpaid wages	Prop. 42.001(b)(1)
	Unpaid commissions not to exceed 25% of total personal property exemptions	Prop. 42.001(d)
wildcard	None	

Utah

Federal bankruptcy exemptions not available. All law references are to Utah Code unless otherwise noted.

ASSET	EXEMPTION	LAW
homestead	Must file homestead declaration before attempted sale of home	78-23-4
	Real property, mobile home, or water rights to \$20,000 if primary residence; \$5,000 if not primary residence	78-23-3(1),(2),(4)
	Sale proceeds exempt for 1 year	78-23-3(5)(b)
insurance	Disability, illness, medical, or hospital benefits	78-23-5(1)(a)(iii)
	Fraternal benefit society benefits	31A-9-603
	Life insurance policy cash surrender value, excluding payments made on the contract within the prior year	78-23-5(a)(xiii)
	Life insurance proceeds if beneficiary is insured's spouse or dependent, as needed for support	78-23-5(a)(xi)
	Medical, surgical, & hospital benefits	78-23-5(1)(a)(iv)
miscellaneous	Alimony needed for support	78-23-5(1)(a)(vi)
	Child support	78-23-5(1)(a)(vi), (f),(k)
	Property of business partnership	48-1-22
pensions	Tax-exempt retirement accounts, including 401(k)s, 403(b)s, profit-sharing and money purchase plans, SEP and SIMPLE IRAs, and defined-benefit plans	11 U.S.C. § 522(b)(3)(C)
	Traditional and Roth IRAs to \$1,095,000 per person	11 U.S.C. § 522(b)(3)(C); (n)
	ERISA-qualified benefits, IRAs, Roth IRAs, & Keoghs (benefits that have accrued & contributions that have been made at least 1 year prior to filing)	78-23-5(1)(a)(xiv)
	Other pensions & annuities needed for support	78-23-6(3)
	Public employees	49-11-612
personal property	Animals, books, & musical instruments to \$500	78-23-8(1)(c)
	Artwork depicting, or done by, a family member	78-23-5(1)(a)(ix)
	Bed, bedding, carpets	78-23-5(1)(a)(viii)
	Burial plot	78-23-5(1)(a)(i)
	Clothing (cannot claim furs or jewelry)	78-23-5(1)(a)(viii)
	Dining & kitchen tables & chairs to \$500	78-23-8(1)(b)
	Food to last 12 months	78-23-5(1)(a)(viii)
	Health aids	78-23-5(1)(a)(ii)
	Heirlooms to \$500	78-23-8(1)(d)
	Motor vehicle to \$2,500	78-23-8(3)
	Personal injury, wrongful death recoveries for you or person you depended on	78-23-5(1)(a)(x)
	Proceeds for sold, lost, or damaged exempt property	78-23-9

personal property (continued)	Refrigerator, freezer, microwave, stove, sewing machine, washer & dryer	78-23-5(1)(a)(viii)
	Sofas, chairs, & related furnishings to \$500	78-23-8(1)(a)
public benefits	Crime victims' compensation	63-25a-421(4)
	General assistance	35A-3-112
	Occupational disease disability benefits	34A-3-107
	Unemployment compensation	35A-4-103(4)(b)
	Veterans' benefits	78-23-5(1)(a)(v)
	Workers' compensation	34A-2-422
tools of trade	Implements, books, & tools of trade to \$3,500	78-23-8(2)
	Military property of National Guard member	39-1-47
wages	Minimum 75% of disposable weekly earnings or 30 times the federal hourly minimum wage, whichever is more; bankruptcy judge may authorize more for low-income debtors	70C-7-103
wildcard	None	

Vermont

Federal bankruptcy exemptions available. All law references are to Vermont Statutes Annotated unless otherwise noted.

ASSET	EXEMPTION	LAW
homestead	Property held as tenancy by the entirety may be exempt against debts owed by only one spouse	<i>In re McQueen</i> , 21 B.R. 736 (D. Ver. 1982)
	Real property or mobile home to \$75,000; may also claim rents, issues, profits, & outbuildings	27-101
	Spouse of deceased owner may claim homestead exemption	27-105
insurance	Annuity contract benefits to \$350 per month	8-3709
	Disability benefits that supplement life insurance or annuity contract	8-3707
	Disability or illness benefits needed for support	12-2740(19)(C)
	Fraternal benefit society benefits	8-4478
	Group life or health benefits	8-3708
	Health benefits to \$200 per month	8-4086
	Life insurance proceeds for person you depended on	12-2740(19)(H)
	Life insurance proceeds if clause prohibits proceeds from being used to pay beneficiary's creditors	8-3705
	Life insurance proceeds if beneficiary is not the insured	8-3706
	Unmatured life insurance contract other than credit	12-2740(18)
miscellaneous	Alimony, child support	12-2740(19)(D)
pensions	Tax-exempt retirement accounts, including 401(k)s, 403(b)s, profit-sharing and money purchase plans, SEP and SIMPLE IRAs, and defined-benefit plans	11 U.S.C. § 522(b)(3)(C)
	Traditional and Roth IRAs to \$1,095,000 per person	11 U.S.C. § 522(b)(3)(C); (n)
	Municipal employees	24-5066
	Other pensions	12-2740(19)(J)
	Self-directed accounts (IRAs, Roth IRAs, Keoghs); contributions must be made 1 year before filing	12-2740(16)

pensions (continued)	State employees	3-476
	Teachers	16-1946
personal property	Appliances, furnishings, goods, clothing, books, crops, animals, musical instruments to \$2,500 total	12-2740(5)
	Bank deposits to \$700	12-2740(15)
	Cow, 2 goats, 10 sheep, 10 chickens, & feed to last 1 winter; 3 swarms of bees plus honey; 5 tons coal or 500 gal. heating oil, 10 cords of firewood; 500 gal. bottled gas; growing crops to \$5,000; yoke of oxen or steers, plow & ox yoke; 2 horses with harnesses, halters, & chains	12-2740(6), (9)-(14)
	Health aids	12-2740(17)
	Jewelry to \$500; wedding ring unlimited	12-2740(3),(4)
	Motor vehicles to \$2,500	12-2740(1)
	Personal injury, lost future earnings, wrongful death recoveries for you or person you depended on	12-2740(19)(F), (G),(I)
	Stove, heating unit, refrigerator, freezer, water heater, & sewing machines	12-2740(8)
public benefits	Aid to blind, aged, disabled; general assistance	33-124
	Crime victims' compensation needed for support	12-2740(19)(E)
	Social Security needed for support	12-2740(19)(A)
	Unemployment compensation	21-1367
	Veterans' benefits needed for support	12-2740(19)(B)
	Workers' compensation	21-681
tools of trade	Books & tools of trade to \$5,000	12-2740(2)
wages	Entire wages, if you received welfare during 2 months before filing	12-3170
	Minimum 75% of weekly disposable earnings or 30 times the federal minimum hourly wage, whichever is greater; bankruptcy judge may authorize more for low-income debtors	12-3170
wildcard	Unused exemptions for motor vehicle, tools of trade, jewelry, household furniture, appliances, clothing, & crops to \$7,000	12-2740(7)
	\$400 of any property	12-2740(7)

Virginia

Federal bankruptcy exemptions not available. All law references are to Code of Virginia unless otherwise noted.

ASSET	EXEMPTION	LAW
homestead	\$5,000 plus \$500 per dependent; rents & profits; sale proceeds exempt to \$5,000 (unused portion of homestead may be applied to any personal property); exemption is \$10,000 if over 65	<i>Cheeseman v. Nachman</i> , 656 F.2d 60 (4th Cir. 1981); 34-4; 34-18; 34-20
	May include mobile home	<i>In re Goad</i> , 161 B.R. 161 (W.D. Va. 1993)
	Must file homestead declaration before filing for bankruptcy	34-6
	Property held as tenancy by the entirety may be exempt against debts owed by only one spouse	<i>In re Bunker</i> , 312 F.3d 145 (4th Cir. 2002)
	Surviving spouse may claim \$15,000; if no surviving spouse, minor children may claim exemption	64.1-151.3

insurance	Accident or sickness benefits	38.2-3406
	Burial society benefits	38.2-4021
	Cooperative life insurance benefits	38.2-3811
	Fraternal benefit society benefits	38.2-4118
	Group life or accident insurance for government officials	51.1-510
	Group life insurance policy or proceeds	38.2-3339
	Industrial sick benefits	38.2-3549
miscellaneous	Life insurance proceeds	38.2-3122
	Property of business partnership	50-73.108
pensions <i>see also wages</i>	Tax-exempt retirement accounts, including 401(k)s, 403(b)s, profit-sharing and money purchase plans, SEP and SIMPLE IRAs, and defined-benefit plans	11 U.S.C. § 522(b)(3)(C)
	Traditional and Roth IRAs to \$1,095,000 per person	11 U.S.C. § 522(b)(3)(C); (n)
	City, town, & county employees	51.1-802
	ERISA-qualified benefits to same extent permitted by federal bankruptcy law	34-34
	Judges	51.1-300
	State employees	51.1-124.4(A)
	State police officers	51.1-200
personal property	Bible	34-26(1)
	Burial plot	34-26(3)
	Clothing to \$1,000	34-26(4)
	Family portraits & heirlooms to \$5,000 total	34-26(2)
	Health aids	34-26(6)
	Household furnishings to \$5,000	34-26(4a)
	Motor vehicle to \$2,000	34-26(8)
	Personal injury causes of action & recoveries	34-28.1
	Pets	34-26(5)
	Prepaid tuition contracts	23-38.81(E)
public benefits	Wedding & engagement rings	34-26(1a)
	Aid to blind, aged, disabled; general relief	63.2-506
	Crime victims' compensation unless seeking to discharge debt for treatment of injury incurred during crime	19.2-368.12
	Payments to tobacco farmers	3.1-1111.1
	Unemployment compensation	60.2-600
	Workers' compensation	65.2-531
tools of trade	For farmer, pair of horses, or mules with gear; one wagon or cart, one tractor to \$3,000; 2 plows & wedges; one drag, harvest cradle, pitchfork, rake; fertilizer to \$1,000	34-27
	Tools, books, & instruments of trade, including motor vehicles, to \$10,000, needed in your occupation or education	34-26(7)
	Uniforms, arms, equipment of military member	44-96
wages	Minimum 75% of weekly disposable earnings or 40 times the federal minimum hourly wage, whichever is greater; bankruptcy judge may authorize more for low-income debtors	34-29
wildcard	Unused portion of homestead or personal property exemption	34-13
	\$10,000 of any property for disabled veterans	34-4.1

Washington

Federal bankruptcy exemptions available. All law references are to Revised Code of Washington Annotated unless otherwise noted.

ASSET	EXEMPTION	LAW
homestead	Must record homestead declaration before sale of home if property unimproved or home unoccupied	6.15.040
	Real property or manufactured home to \$125,000; unimproved property intended for residence to \$15,000 (husband & wife may not double)	6.13.010; 6.13.030
insurance	Annuity contract proceeds to \$2,500 per month	48.18.430
	Disability proceeds, avails, or benefits	48.36A.180
	Fraternal benefit society benefits	48.18.400
	Group life insurance policy or proceeds	48.18.420
	Life insurance proceeds or avails if beneficiary is not the insured	48.18.410
miscellaneous	Child support payments	6.15.010(3)(d)
pensions	Tax-exempt retirement accounts, including 401(k)s, 403(b)s, profit-sharing and money purchase plans, SEP and SIMPLE IRAs, and defined-benefit plans	11 U.S.C. § 522(b)(3)(C)
	Traditional and Roth IRAs to \$1,095,000 per person	11 U.S.C. § 522(b)(3)(C); (n)
	City employees	41.28.200; 41.44.240
	ERISA-qualified benefits, IRAs, Roth IRAs, & Keoghs	6.15.020
	Judges	2.10.180; 2.12.090
	Law enforcement officials & firefighters	41.26.053
	Police officers	41.20.180
	Public & state employees	41.40.052
	State patrol officers	43.43.310
	Teachers	41.32.052
	Volunteer firefighters	41.24.240
personal property	Appliances, furniture, household goods, home & yard equipment to \$2,700 total for individual (\$5,400 for community)	6.15.010(3)(a)
	Books to \$1,500	6.15.010(2)
	Burial ground	68.24.220
	Burial plots sold by nonprofit cemetery association	68.20.120
	Clothing, no more than \$1,000 in furs, jewelry, ornaments	6.15.010(1)
	Fire insurance proceeds for lost, stolen, or destroyed exempt property	6.15.030
	Food & fuel for comfortable maintenance	6.15.010(3)(a)
	Health aids prescribed	6.15.010(3)(e)
	Keepsakes & family pictures	6.15.010(2)
	Motor vehicle to \$2,500 total for individual (two vehicles to \$5,000 for community)	6.15.010(3)(c)
	Personal injury recoveries to \$16,150	6.15.010(3)(f)
	Tuition units purchased more than 2 years before	6.15.010(5)

public benefits	Child welfare	74.13.070
	Crime victims' compensation	7.68.070(10)
	General assistance	74.04.280
	Industrial insurance (workers' compensation)	51.32.040
	Old-age assistance	74.08.210
	Unemployment compensation	50.40.020
tools of trade	Farmer's trucks, stock, tools, seed, equipment, & supplies to \$5,000 total	6.15.010(4)(a)
	Library, office furniture, office equipment, & supplies of physician, surgeon, attorney, clergy, or other professional to \$5,000 total	6.15.010(4)(b)
	Tools & materials used in any other trade to \$5,000	6.15.010(4)(c)
wages	Minimum 75% of weekly disposable earnings or 30 times the federal minimum hourly wage, whichever is greater; bankruptcy judge may authorize more for low-income debtors	6.27.150
wildcard	\$2,000 of any personal property (no more than \$200 in cash, bank deposits, bonds, stocks, & securities)	6.15.010(3)(b)

West Virginia

Federal bankruptcy exemptions not available. All law references are to West Virginia Code unless otherwise noted.

ASSET	EXEMPTION	LAW
homestead	Real or personal property used as residence to \$25,000; unused portion of homestead may be applied to any property	38-10-4(a)
insurance	Fraternal benefit society benefits	33-23-21
	Group life insurance policy or proceeds	33-6-28
	Health or disability benefits	38-10-4(j)(3)
	Life insurance payments from policy for person you depended on, needed for support	38-10-4(k)(3)
	Unmatured life insurance contract, except credit insurance policy	38-10-4(g)
	Unmatured life insurance contract's accrued dividend, interest, or loan value to \$8,000, if debtor owns contract & insured is either debtor or a person on whom debtor is dependent	38-10-4(h)
miscellaneous	Alimony, child support needed for support	38-10-4(j)(4)
pensions	Tax-exempt retirement accounts, including 401(k)s, 403(b)s, profit-sharing and money purchase plans, SEP and SIMPLE IRAs, and defined-benefit plans	11 U.S.C. § 522(b)(3)(C)
	Traditional and Roth IRAs to \$1,095,000 per person	11 U.S.C. § 522(b)(3)(C); (n)
	ERISA-qualified benefits, IRAs needed for support	38-10-4(j)(5)
	Public employees	5-10-46
	Teachers	18-7A-30
personal property	Animals, crops, clothing, appliances, books, household goods, furnishings, musical instruments to \$400 per item, \$8,000 total	38-10-4(c)
	Burial plot to \$25,000, in lieu of homestead	38-10-4(a)

personal property (continued)	Health aids	38-10-4(i)
	Jewelry to \$1,000	38-10-4(d)
	Lost earnings payments needed for support	38-10-4(k)(5)
	Motor vehicle to \$2,400	38-10-4(b)
	Personal injury recoveries to \$15,000	38-10-4(k)(4)
	Prepaid higher education tuition trust fund & savings plan payments	38-10-4(k)(6)
public benefits	Wrongful death recoveries for person you depended on, needed for support	38-10-4(k)(2)
	Aid to blind, aged, disabled; general assistance	9-5-1
	Crime victims' compensation	38-10-4(k)(1)
	Social Security	38-10-4(j)(1)
	Unemployment compensation	38-10-4(j)(1)
	Veterans' benefits	38-10-4(j)(2)
tools of trade	Workers' compensation	23-4-18
	Implements, books, & tools of trade to \$1,500	38-10-4(f)
wages	Minimum 30 times the federal minimum hourly wage per week; bankruptcy judge may authorize more for low-income debtors	38-5A-3
wildcard	\$800 plus unused portion of homestead or burial exemption, of any property	38-10-4(e)

Wisconsin

Federal bankruptcy exemptions available. All law references are to Wisconsin Statutes Annotated unless otherwise noted.

ASSET	EXEMPTION	LAW
homestead	Property you occupy or intend to occupy to \$40,000; sale proceeds exempt for 2 years if you intend to purchase another home (husband & wife may not double)	815.20
insurance	Federal disability insurance benefits	815.18(3)(ds)
	Fraternal benefit society benefits	614.96
	Life insurance proceeds for someone debtor depended on, needed for support	815.18(3)(i)(a)
	Life insurance proceeds held in trust by insurer, if clause prohibits proceeds from being used to pay beneficiary's creditors	632.42
	Unmatured life insurance contract (except credit insurance contract) if debtor owns contract & insured is debtor or dependents, or someone debtor is dependent on	815.18(3)(f)
	Unmatured life insurance contract's accrued dividends, interest, or loan value to \$4,000 total, if debtor owns contract & insured is debtor or dependents, or someone debtor is dependent on	815.18(3)(f)
miscellaneous	Alimony, child support needed for support	815.18(3)(c)
	Property of business partnership	178.21(3)(c)
pensions	Tax-exempt retirement accounts, including 401(k)s, 403(b)s, profit-sharing and money purchase plans, SEP and SIMPLE IRAs, and defined-benefit plans	11 U.S.C. § 522(b)(3)(C)
	Traditional and Roth IRAs to \$1,095,000 per person	11 U.S.C. § 522(b)(3)(C); (n)

pensions (continued)	Certain municipal employees	62.63(4)
	Firefighters, police officers who worked in city with population over 100,000	815.18(3)(ef)
	Military pensions	815.18(3)(n)
	Private or public retirement benefits	815.18(3)(j)
personal property	Public employees	40.08(1)
	Burial plot, tombstone, coffin	815.18(3)(a)
	College savings account or tuition trust fund	14.64(7); 14.63(8)
	Deposit accounts to \$1,000	815.18(3)(k)
	Fire & casualty proceeds for destroyed exempt property for 2 years from receiving	815.18(3)(e)
	Household goods & furnishings, clothing, keepsakes, jewelry, appliances, books, musical instruments, firearms, sporting goods, animals, & other tangible personal property to \$5,000 total	815.18(3)(d)
	Lost future earnings recoveries, needed for support	815.18(3)(i)(d)
	Motor vehicles to \$1,200; unused portion of \$5,000 personal property exemption may be added	815.18(3)(g)
	Personal injury recoveries to \$25,000	815.18(3)(i)(c)
	Tenant's lease or stock interest in housing co-op, to homestead amount	182.004(6)
public benefits	Wages used to purchase savings bonds	20.921(1)(e)
	Wrongful death recoveries, needed for support	815.18(3)(i)(b)
	Crime victims' compensation	949.07
	Social services payments	49.96
	Unemployment compensation	108.13
tools of trade	Veterans' benefits	45.03(8)(b)
	Workers' compensation	102.27
	Equipment, inventory, farm products, books, & tools of trade to \$7,500 total	815.18(3)(b)
wages	75% of weekly net income or 30 times the greater of the federal or state minimum hourly wage; bankruptcy judge may authorize more for low-income debtors	815.18(3)(h)
	Wages of county jail prisoners	303.08(3)
	Wages of county work camp prisoners	303.10(7)
	Wages of inmates under work-release plan	303.065(4)(b)
wildcard	None	

Wyoming

Federal bankruptcy exemptions not available. All law references are to Wyoming Statutes Annotated unless otherwise noted.

ASSET	EXEMPTION	LAW
homestead	Property held as tenancy by the entirety may be exempt against debts owed by only one spouse	<i>In re Anselmi</i> , 52 B.R. 479 (D. Wy. 1985)
	Real property you occupy to \$10,000 or house trailer you occupy to \$6,000	1-20-101; 102; 104
	Spouse or child of deceased owner may claim homestead exemption	1-20-103

insurance	Annuity contract proceeds to \$350 per month	26-15-132
	Disability benefits if clause prohibits proceeds from being used to pay beneficiary's creditors	26-15-130
	Fraternal benefit society benefits	26-29-218
	Group life or disability policy or proceeds, cash surrender & loan values, premiums waived, & dividends	26-15-131
	Individual life insurance policy proceeds, cash surrender & loan values, premiums waived, & dividends	26-15-129
	Life insurance proceeds held by insurer, if clause prohibits proceeds from being used to pay beneficiary's creditors	26-15-133
miscellaneous	Liquor licenses & malt beverage permits	12-4-604
pensions	Tax-exempt retirement accounts, including 401(k)s, 403(b)s, profit-sharing and money purchase plans, SEP and SIMPLE IRAs, and defined-benefit plans	11 U.S.C. § 522(b)(3)(C)
	Traditional and Roth IRAs to \$1,095,000 per person	11 U.S.C. § 522(b)(3)(C); (n)
	Criminal investigators, highway officers	9-3-620
	Firefighters' death benefits	15-5-209
	Game & fish wardens	9-3-620
	Police officers	15-5-313(c)
	Private or public retirement funds & accounts	1-20-110
	Public employees	9-3-426
personal property	Bedding, furniture, household articles, & food to \$2,000 per person in the home	1-20-106(a)(iii)
	Bible, schoolbooks, & pictures	1-20-106(a)(i)
	Burial plot	1-20-106(a)(ii)
	Clothing & wedding rings to \$1,000	1-20-105
	Medical savings account contributions	1-20-111
	Motor vehicle to \$2,400	1-20-106(a)(iv)
	Prepaid funeral contracts	26-32-102
public benefits	Crime victims' compensation	1-40-113
	General assistance	42-2-113(b)
	Unemployment compensation	27-3-319
	Workers' compensation	27-14-702
tools of trade	Library & implements of profession to \$2,000 or tools, motor vehicle, implements, team & stock in trade to \$2,000	1-20-106(b)
wages	Earnings of National Guard members	19-9-401
	Minimum 75% of disposable weekly earnings or 30 times the federal hourly minimum wage, whichever is more	1-15-511
	Wages of inmates in adult community corrections program	7-18-114
	Wages of inmates in correctional industries program	25-13-107
	Wages of inmates on work release	7-16-308
wildcard	None	

Federal Bankruptcy Exemptions

Married couples filing jointly may double all exemptions. All references are to 11 U.S.C. § 522. These exemptions were last adjusted in 2007. Every three years ending on April 1, these amounts will be adjusted to reflect changes in the Consumer Price Index. Debtors in the following states may select the federal bankruptcy exemptions:

Arkansas	Massachusetts	New Jersey	Texas
Connecticut	Michigan	New Mexico	Vermont
District of Columbia	Minnesota	Pennsylvania	Washington
Hawaii	New Hampshire	Rhode Island	Wisconsin
Kentucky			

ASSET	EXEMPTION	SUBSECTION
homestead	Real property, including co-op or mobile home, or burial plot to \$20,200; unused portion of homestead to \$10,125 may be applied to any property	(d)(1); (d)(5)
insurance	Disability, illness, or unemployment benefits	(d)(10)(C)
	Life insurance payments from policy for person you depended on, needed for support	(d)(11)(C)
	Life insurance policy with loan value, in accrued dividends or interest, to \$10,775	(d)(8)
	Unmatured life insurance contract, except credit insurance policy	(d)(7)
miscellaneous	Alimony, child support needed for support	(d)(10)(D)
pensions	Tax exempt retirement accounts (including 401(k)s, 403(b)s, profit-sharing and money purchase plans, SEP and SIMPLE IRAs, and defined-benefit plans	(b)(3)(C)
	IRAs and Roth IRAs to \$1,095,000 per person	(b)(3)(C)(n)
personal property	Animals, crops, clothing, appliances, books, furnishings, household goods, musical instruments to \$525 per item, \$10,775 total	(d)(3)
	Health aids	(d)(9)
	Jewelry to \$1,350	(d)(4)
	Lost earnings payments	(d)(11)(E)
	Motor vehicle to \$3,225	(d)(2)
	Personal injury recoveries to \$20,200 (not to include pain & suffering or pecuniary loss)	(d)(11)(D)
	Wrongful death recoveries for person you depended on	(d)(11)(B)
	Crime victims' compensation	(d)(11)(A)
	Public assistance	(d)(10)(A)
public benefits	Social Security	(d)(10)(A)
	Unemployment compensation	(d)(10)(A)
	Veterans' benefits	(d)(10)(A)
tools of trade	Implements, books, & tools of trade to \$2,025	(d)(6)
wages	None	
wildcard	\$1,075 of any property	(d)(5)
	Up to \$10,125 of unused homestead exemption amount, for any property	(d)(5)

Federal Nonbankruptcy Exemptions

These exemptions are available only if you select your state exemptions. You may use them for any exemptions in addition to those allowed by your state, but they cannot be claimed if you file using federal bankruptcy exemptions. All law references are to the United States Code.

ASSET	EXEMPTION	LAW
death & disability benefits	Government employees	5 § 8130
	Longshoremen & harbor workers	33 § 916
	War risk, hazard, death, or injury compensation	42 § 1717
retirement	Civil service employees	5 § 8346
	Foreign Service employees	22 § 4060
	Military Medal of Honor roll pensions	38 § 1562(c)
	Military service employees	10 § 1440
	Railroad workers	45 § 231m
	Social Security	42 § 407
	Veterans' benefits	38 § 5301
survivor's benefits	Judges, U.S. court & judicial center directors, administrative assistants to U.S. Supreme Court Chief Justice	28 § 376
	Lighthouse workers	33 § 775
	Military service	10 § 1450
miscellaneous	Indian lands or homestead sales or lease proceeds	25 § 410
	Klamath Indian tribe benefits for Indians residing in Oregon	25 § 543; 545
	Military deposits in savings accounts while on permanent duty outside U.S.	10 § 1035
	Military group life insurance	38 § 1970(g)
	Railroad workers' unemployment insurance	45 § 352(e)
	Seamen's clothing	46 § 11110
	Seamen's wages (while on a voyage) pursuant to a written contract	46 § 11109
	Minimum 75% of disposable weekly earnings or 30 times the federal minimum hourly wage, whichever is more; bankruptcy judge may authorize more for low-income debtors	15 § 1673

Worksheets and Charts

Current Monthly Income Worksheet

Personal Property Checklist

Property Exemption Worksheet

Homeowners' Worksheet

Judicial Lien Worksheet

Bankruptcy Forms Checklist

Bankruptcy Documents Checklist

Median Family Income Chart

Current Monthly Income Worksheet

Use this worksheet to calculate your current monthly income; use figures for you and your spouse if you plan to file jointly.

Line 1. Calculate your total income over the last six months from wages, salary, tips, bonuses, overtime, and so on.

- A. Month 1 \$ _____
- B. Month 2 _____
- C. Month 3 _____
- D. Month 4 _____
- E. Month 5 _____
- F. Month 6 _____
- G. TOTAL WAGES (add Lines A–F) \$ _____

Line 2. Add up all other income for the last six months.

- A. Business, profession, or farm income _____
- B. Interest, dividends, and royalties _____
- C. Rents and real property income _____
- D. Pension and retirement income _____
- E. Alimony or family support _____
- F. Spousal contributions (if not filing jointly) _____
- G. Unemployment compensation _____
- H. Workers' compensation _____
- I. State disability insurance _____
- J. Annuity payments _____
- K. Lump-sum payments _____
- L. Other _____
- M. TOTAL OTHER INCOME (add Lines A–L) \$ _____

Line 3. Calculate total income over the six months prior to filing.

- A. Enter total wages (Line 1G). _____
- B. Enter total other income (Line 2M). _____
- C. TOTAL INCOME OVER THE SIX MONTHS PRIOR TO FILING (add Lines A and B together) \$ _____

Line 4. Average monthly income over the six months prior to filing.
This is called your current monthly income.

- A. Enter total six-month income (Line 3C). _____
- B. CURRENT MONTHLY INCOME (divide Line A by six) \$ _____

Personal Property Checklist

Cash on hand (include sources)

- ☐ In your home
- ☐ In your wallet
- ☐ Under your mattress

Deposits of money (include sources)

- ☐ Bank account
- ☐ Brokerage account (with stockbroker)
- ☐ Certificates of deposit (CDs)
- ☐ Credit union deposit
- ☐ Escrow account
- ☐ Money market account
- ☐ Money in a safe deposit box
- ☐ Savings and loan deposit

Security deposits

- ☐ Electric
- ☐ Gas
- ☐ Heating oil
- ☐ Security deposit on a rental unit
- ☐ Prepaid rent
- ☐ Rented furniture or equipment
- ☐ Telephone
- ☐ Water

Household goods, supplies, and furnishings

- ☐ Antiques
- ☐ Appliances
- ☐ Carpentry tools
- ☐ China and crystal
- ☐ Clocks
- ☐ Dishes
- ☐ Food (total value)
- ☐ Furniture (list every item; go from room to room so you don't miss anything)
- ☐ Gardening tools
- ☐ Home computer (for personal use)
- ☐ Iron and ironing board
- ☐ Lamps
- ☐ Lawn mower or tractor

- ☐ Microwave oven
- ☐ Patio or outdoor furniture
- ☐ Radios
- ☐ Rugs
- ☐ Sewing machine
- ☐ Silverware and utensils
- ☐ Small appliances
- ☐ Snow blower
- ☐ Stereo system
- ☐ Telephone and answering machines
- ☐ Televisions
- ☐ Vacuum cleaner
- ☐ Video equipment (VCR, camcorder)

Books, pictures, and other art objects; stamp, coin, and other collections

- ☐ Art prints
- ☐ Bibles
- ☐ Books
- ☐ Coins
- ☐ Collectibles (such as political buttons, baseball cards)
- ☐ Family portraits
- ☐ Figurines
- ☐ Original artworks
- ☐ Photographs
- ☐ Records, CDs, audiotapes
- ☐ Stamps
- ☐ Videotapes

Apparel

- ☐ Clothing
- ☐ Furs

Jewelry

- ☐ Engagement and wedding rings
- ☐ Gems
- ☐ Precious metals
- ☐ Watches

Firearms, sports equipment, and other hobby equipment

- ☐ Board games
- ☐ Bicycle
- ☐ Camera equipment
- ☐ Electronic musical equipment
- ☐ Exercise machine
- ☐ Fishing gear
- ☐ Guns (rifles, pistols, shotguns, muskets)
- ☐ Model or remote-controlled cars or planes
- ☐ Musical instruments
- ☐ Scuba diving equipment
- ☐ Ski equipment
- ☐ Other sports equipment
- ☐ Other weapons (swords and knives)

Interests in insurance policies

- ☐ Credit insurance
- ☐ Disability insurance
- ☐ Health insurance
- ☐ Homeowners' or renters' insurance
- ☐ Term life insurance
- ☐ Whole life insurance

Annuities

Pension or profit-sharing plans

- ☐ IRA
- ☐ Keogh
- ☐ Pension or retirement plan
- ☐ 401(k) plan

Stock and interests in incorporated and unincorporated companies

Interests in partnerships

- ☐ Limited partnership interest
- ☐ General partnership interest

Government and corporate bonds and other investment instruments

- ☐ Corporate bonds
- ☐ Municipal bonds
- ☐ Promissory notes
- ☐ U.S. savings bonds

Accounts receivable

- ☐ Accounts receivable from business
- ☐ Commissions already earned

Family support

- ☐ Alimony (spousal support, maintenance) due under court order
- ☐ Child support payments due under court order
- ☐ Payments due under divorce property settlement

Other debts for which the amount owed you is known and definite

- ☐ Disability benefits due
- ☐ Disability insurance due
- ☐ Judgments obtained against third parties you haven't yet collected
- ☐ Sick pay earned
- ☐ Social Security benefits due
- ☐ Tax refund due under returns already filed
- ☐ Vacation pay earned
- ☐ Wages due
- ☐ Workers' compensation due

Any special powers that you or another person can exercise for your benefit, other than those listed under "real estate"

- ☐ A right to receive, at some future time, cash, stock, or other personal property placed in an irrevocable trust
- ☐ Current payments of interest or principal from a trust
- ☐ General power of appointment over personal property

An interest in property due to another person's death

- ☐ Any interest as the beneficiary of a living trust, if the trustor has died
- ☐ Expected proceeds from a life insurance policy where the insured has died
- ☐ Inheritance from an existing estate in probate (the owner has died and the court is overseeing the distribution of the property), even if the final amount is not yet known
- ☐ Inheritance under a will that is contingent on one or more events occurring, but only if the owner has died

All other contingent claims and claims where the amount owed you is not known, including tax refunds, counter-claims, and rights to setoff claims (claims you think you have against a person, government, or corporation, but you haven't yet sued on)

- ☐ Claims against a corporation, government entity, or individual
- ☐ Potential tax refund on a return that is not yet filed

Patents, copyrights, and other intellectual property

- ☐ Copyrights
- ☐ Patents
- ☐ Trade secrets
- ☐ Trademarks
- ☐ Trade names

Licenses, franchises, and other general intangibles

- ☐ Building permits
- ☐ Cooperative association holdings
- ☐ Exclusive licenses
- ☐ Liquor licenses
- ☐ Nonexclusive licenses
- ☐ Patent licenses
- ☐ Professional licenses

Automobiles and other vehicles

- ☐ Car
- ☐ Minibike or motor scooter
- ☐ Mobile or motor home if on wheels
- ☐ Motorcycle
- ☐ Recreational vehicle (RV)
- ☐ Trailer
- ☐ Truck
- ☐ Van

Boats, motors, and accessories

- ☐ Boat (canoe, kayak, rowboat, shell, sailboat, pontoon, yacht)
- ☐ Boat radar, radio, or telephone
- ☐ Outboard motor

Aircraft and accessories

- ☐ Aircraft
- ☐ Aircraft radar, radio, and other accessories

Office equipment, furnishings, and supplies

- ☐ Artwork in your office
- ☐ Computers, software, modems, printers
- ☐ Copier
- ☐ Fax machine
- ☐ Furniture
- ☐ Rugs
- ☐ Supplies
- ☐ Telephones
- ☐ Typewriters

Machinery, fixtures, equipment, and supplies used in business

- ☐ Military uniforms and accoutrements
- ☐ Tools of your trade

Business inventory

Livestock, poultry, and other animals

- ☐ Birds
- ☐ Cats
- ☐ Dogs
- ☐ Fish and aquarium equipment
- ☐ Horses
- ☐ Other pets
- ☐ Livestock and poultry

Crops—growing or harvested

Farming equipment and implements

Farm supplies, chemicals, and feed

Other personal property of any kind not already listed

- ☐ Church pew
- ☐ Health aids (such as a wheelchair or crutches)
- ☐ Hot tub or portable spa
- ☐ Season tickets

Property Exemption Worksheet

1 Property	2 Replacement Value	3 Exemption	4 Statute No.
1. Cash on hand			
2. Checking/savings account, certificate of deposit, other bank accounts			
3. Security deposits held by utility companies, landlord			
4. Household goods, furniture, audio, video, and computer equipment			

1 Property	2 Replacement Value	3 Exemption	4 Statute No.
---------------	------------------------	----------------	------------------

5. Books, pictures, art objects, records, compact discs, collectibles

6. Clothing

7. Furs and jewelry

8. Sports, photographic, and hobby equipment; firearms



1 Property	2 Replacement Value	3 Exemption	4 Statute No.
9. Interest in insurance policies—specify refund or cancellation value			
10. Annuities			
11. Interests in pension or profit-sharing plans			
12. Stock and interests in incorporated/unincorporated business			
13. Interests in partnerships/joint ventures			
14. Bonds			

1 Property	2 Replacement Value	3 Exemption	4 Statute No.
15. Accounts receivable			
16. Alimony/family support to which you are entitled			
17. Other liquidated debts owed to you, including tax refunds			
18. Equitable or future interests or life estates			
19. Interests in estate of decedent or life insurance plan or trust			
20. Other contingent/unliquidated claims, including tax refunds, counterclaims			
21. Patents, copyrights, other intellectual property			
22. Licenses, franchises			
23. Automobiles, trucks, trailers, and accessories			

1 Property	2 Replacement Value	3 Exemption	4 Statute No.
24. Boats, motors, accessories			
25. Aircraft, accessories			
26. Office equipment, supplies			
27. Machinery, fixtures, etc., for business			
28. Inventory			
29. Animals			

Homeowners' Worksheet

Part I. Do you have any equity in your home?

1. Market value of your home \$ _____
2. Costs of sale (if unsure, put 5% of market value) \$ _____
3. Amount owed on all mortgages \$ _____
4. Amount of all liens on the property \$ _____
5. Total of Lines 2, 3, and 4 \$ _____
6. Your equity (Line 1 minus Line 5) \$ _____

If Line 6 is less than zero, skip the rest of the worksheet. The trustee will have no interest in selling your home.

Part II. Is your property protected by an exemption?

7. Does the available homestead exemption protect your kind of dwelling?
☐ Yes. Go on to Line 8.
☐ No. Enter \$0 on Line 11, then continue on to Line 12.
8. Do you have to file a "declaration of homestead" to claim the homestead exemption?
☐ Yes, but I have not filed it yet. (You should. See instructions.)
☐ Yes, and I have already filed it.
☐ No.

9. Is the homestead exemption based on lot size?

- ☐ No, it is based on equity alone. Go to Line 10.
☐ No, it is unlimited (true only of the exemptions for Washington, DC).

If you are using the D.C. exemptions, you can stop here. Your home is protected.

- ☐ Yes. The exemption is limited to property of _____ acres.

If your property is smaller than this limit, you can stop here. Your home is protected. If your property exceeds this limit, see the instructions.

- ☐ Yes, but there is an equity limit as well. The exemption is limited to property of _____ acres.

If your property is smaller than this limit, go on to Line 10. If your property exceeds this limit, see the instructions.

10. Do you own the property with your spouse in "tenancy by the entirety"?

- ☐ Yes. See the instructions and talk to a bankruptcy attorney to find out whether your house is fully protected.
☐ No. Go on to Line 11.

11. Is the dollar amount of the homestead exemption limited?

- ☐ Yes. Enter the dollar limit here: \$ _____
☐ No dollar limit. You can stop here. Your home is protected.

12. Can you protect more equity with a wildcard exemption?

- ☐ Yes. Enter the dollar amount here: \$ _____
☐ No.

13. How much of your equity is protected?

Total of Lines 11 and 12: \$ _____

If the total exceeds \$136,875 and you are subject to the cap on homestead exemptions, write "\$136,875" on this line. See the instructions for more information.

14. Is your home fully protected?

Subtract Line 13 from Line 6: \$ _____

If this total is a negative number, your home is protected. If this total is a positive number, you have unprotected equity in your home, and the trustee might choose to sell it (or allow you to keep it in exchange for cash or exempt property roughly equal in value to your unprotected equity).

Judicial Lien Worksheet

1. Value of your home.....\$ _____

2. Amount of first mortgage.....\$ _____

3. Amount of other mortgages and home equity loans.....\$ _____

4. Amount of tax liens.....\$ _____

5. Amount of mechanics' liens.....\$ _____

6. Total of Lines 2 through 5.....\$ _____
(Total of all liens that are not judicial liens)

If Line 6 is greater than Line 1, you can stop here—you can eliminate all judicial liens. Otherwise, go on to Line 7.

7. Line 1 minus Line 6.....\$ _____
This is the amount of equity you can protect with an exemption.

8. Exemption amount.....\$ _____

If Line 8 is greater than Line 7 you can stop here—you can eliminate all judicial liens. Otherwise, go on to Line 9.

9. Line 7 minus Line 8.....\$ _____
This is the amount of the judicial liens that you can't eliminate.

10. Amount of judicial liens.....\$ _____

If Line 9 is greater than Line 10, you can stop here—you cannot eliminate judicial liens from this property. Otherwise, go on to Line 11.

11. Line 10 minus Line 9.....\$ _____
This is the portion of the judicial lien that you can eliminate. (Line 9 is the portion of judicial lien you cannot eliminate.)

Bankruptcy Forms Checklist

- ☐ Form 1—Voluntary Petition
- ☐ Form 3A (only if you are paying your filing fee in installments)
- ☐ Form 6, which consists of:
 - ☐ Schedule A—Real Property
 - ☐ Schedule B—Personal Property
 - ☐ Schedule C—Property Claimed as Exempt
 - ☐ Schedule D—Creditors Holding Secured Claims
 - ☐ Schedule E—Creditors Holding Unsecured Priority Claims
 - ☐ Schedule F—Creditors Holding Unsecured Nonpriority Claims
 - ☐ Schedule G—Executory Contracts and Unexpired Leases
 - ☐ Schedule H—Codebtors
 - ☐ Schedule I—Current Income of Individual Debtor(s)
 - ☐ Schedule J—Current Expenditures of Individual Debtor(s)
 - ☐ Summary of Schedules A through J
 - ☐ Declaration Concerning Debtor's Schedules
- ☐ Form 7—Statement of Financial Affairs
- ☐ Form 21—Statement of Social Security Number(s)
- ☐ Form 22C—Statement of Current Monthly Income and Disposable Income Calculation
- ☐ Form 201—Notice to Consumer Debtors Under § 342(b) of the Bankruptcy Code
- ☐ Mailing Matrix

Bankruptcy Documents Checklist

- ☐ Your Chapter 13 repayment plan
- ☐ Required local forms, if any
- ☐ Your most recent federal tax return (or a transcript of the return obtained from the IRS)
- ☐ Proof that you've filed your tax returns for the last four years with the IRS
- ☐ Your credit counseling certificate
- ☐ Any repayment plan that was developed during your credit counseling session
- ☐ Your pay stubs for the previous 60 days (along with any accompanying form your local court requires)

Median Family Income Chart

State	Family Size				State	Family Size			
	1 Earner	2 People	3 People	4 People *		1 Earner	2 People	3 People	4 People *
Alabama	\$36,870	\$46,647	\$53,093	\$63,951	Montana	\$39,484	\$52,796	\$52,796	\$65,175
Alaska	\$49,325	\$71,550	\$72,079	\$91,754	Nebraska	\$37,803	\$53,453	\$62,814	\$72,179
Arizona	\$43,397	\$57,620	\$62,002	\$71,867	Nevada	\$48,194	\$60,557	\$65,783	\$74,735
Arkansas	\$33,623	\$45,435	\$48,909	\$56,822	New Hampshire	\$55,766	\$66,751	\$77,008	\$93,186
California	\$49,182	\$65,097	\$70,684	\$79,971	New Jersey	\$57,120	\$69,853	\$85,397	\$103,034
Colorado	\$46,765	\$65,668	\$70,838	\$78,905	New Mexico	\$35,913	\$48,708	\$53,018	\$56,009
Connecticut	\$57,505	\$70,827	\$85,315	\$103,408	New York	\$46,523	\$57,006	\$67,991	\$83,036
Delaware	\$46,187	\$60,747	\$77,174	\$79,006	North Carolina	\$38,478	\$52,355	\$57,301	\$70,134
DC	\$42,340	\$72,724	\$72,724	\$72,724	North Dakota	\$38,226	\$53,389	\$67,644	\$71,751
Florida	\$42,468	\$53,939	\$60,162	\$71,124	Ohio	\$42,458	\$52,922	\$62,251	\$74,234
Georgia	\$40,760	\$54,054	\$61,959	\$71,554	Oklahoma	\$38,244	\$51,322	\$54,494	\$62,049
Hawaii	\$52,784	\$66,227	\$73,187	\$88,863	Oregon	\$45,176	\$56,317	\$61,046	\$72,735
Idaho	\$40,910	\$51,946	\$54,633	\$66,939	Pennsylvania	\$44,688	\$53,011	\$67,262	\$78,780
Illinois	\$47,355	\$60,049	\$68,730	\$81,184	Rhode Island	\$46,466	\$59,314	\$72,809	\$91,415
Indiana	\$41,697	\$53,169	\$61,164	\$70,518	South Carolina	\$38,728	\$50,823	\$54,834	\$65,974
Iowa	\$41,381	\$54,628	\$63,888	\$74,047	South Dakota	\$35,533	\$51,068	\$58,135	\$69,002
Kansas	\$41,004	\$56,146	\$63,245	\$74,626	Tennessee	\$37,702	\$48,729	\$55,190	\$64,615
Kentucky	\$36,628	\$45,474	\$55,391	\$65,520	Texas	\$38,545	\$54,908	\$57,053	\$66,400
Louisiana	\$36,945	\$46,741	\$52,628	\$66,634	Utah	\$48,832	\$56,816	\$63,796	\$71,919
Maine	\$40,618	\$52,065	\$64,342	\$69,714	Vermont	\$40,876	\$58,480	\$64,312	\$75,938
Maryland	\$55,543	\$73,947	\$84,952	\$103,719	Virginia	\$49,689	\$65,342	\$73,191	\$85,769
Massachusetts	\$54,842	\$66,437	\$83,104	\$100,280	Washington	\$50,656	\$63,521	\$69,577	\$82,445
Michigan	\$44,703	\$53,575	\$63,339	\$76,312	West Virginia	\$38,706	\$42,865	\$50,997	\$59,762
Minnesota	\$47,592	\$62,073	\$75,603	\$87,634	Wisconsin	\$42,816	\$57,657	\$67,103	\$77,760
Mississippi	\$32,348	\$41,934	\$46,470	\$55,759	Wyoming	\$46,265	\$60,442	\$68,568	\$80,405
Missouri	\$39,563	\$51,612	\$58,473	\$70,363	* Add \$6,900 for each individual in excess of 4.				



Tear-Out Forms

Form 1—Voluntary Petition
Exhibit C to Voluntary Petition
Exhibit D to Voluntary Petition
Schedule A—Real Property
Schedule B—Personal Property
Schedule C—Property Claimed as Exempt
Schedule D—Creditors Holding Secured Claims
Schedule E—Creditors Holding Unsecured Priority Claims
Schedule F—Creditors Holding Unsecured Nonpriority Claims
Schedule G—Executory Contracts and Unexpired Leases
Schedule H—Codebtors
Schedule I—Current Income of Individual Debtors(s)
Schedule J—Current Expenditures of Individual Debtor(s)
Declaration Concerning Debtor's Schedules
Summary of Schedules and Statistical Summary of Certain Liabilities
Form 3A—Application to Pay Filing Fee in Installments and Order
Approving Payment of Filing Fee in Installments
Form 3B—Application for Waiver of the Chapter 7 Filing Fee
and Order on Debtor's Application of Waiver
Form 7—Statement of Financial Affairs
Form 8—Chapter 7 Individual Debtor's Statement of Intention
Form 16A—Caption
Form 20A—Notice of Motion or Objection
Form 21—Statement of Social Security Number(s)
Form 22A—Chapter 7 Statement of Current Monthly Income and Means-Test Calculation
Form 23—Debtor's Certification of Completion of Postpetition Instructional
Course Concerning Personal Financial Management
Form 27—Reaffirmation Agreement Cover Sheet
Form 201—Notice to Consumer Debtors Under § 342(b) of the Bankruptcy Code
Form 240A—Reaffirmation Agreement
Form 240B—Order on Reaffirmation Agreement
Mailing Matrix
Amendment Cover Sheet
Notice of Change of Address
Supplemental Schedule for Property Acquired After Bankruptcy Discharge
Proof of Service by Mail
Pleading Paper

United States Bankruptcy Court						Voluntary Petition				
Name of Debtor (if individual, enter Last, First, Middle):						Name of Joint Debtor (Spouse) (Last, First, Middle):				
All Other Names used by the Debtor in the last 8 years (include married, maiden, and trade names):						All Other Names used by the Joint Debtor in the last 8 years (include married, maiden, and trade names):				
Last four digits of Soc. Sec. or Individual-Taxpayer I.D. (ITIN) No./Complete EIN (if more than one, state all):						Last four digits of Soc. Sec. or Individual-Taxpayer I.D. (ITIN) No./Complete EIN (if more than one, state all):				
Street Address of Debtor (No. and Street, City, and State):						Street Address of Joint Debtor (No. and Street, City, and State):				
ZIP CODE						ZIP CODE				
County of Residence or of the Principal Place of Business:						County of Residence or of the Principal Place of Business:				
Mailing Address of Debtor (if different from street address):						Mailing Address of Joint Debtor (if different from street address):				
ZIP CODE						ZIP CODE				
Location of Principal Assets of Business Debtor (if different from street address above):						ZIP CODE				
Type of Debtor (Form of Organization) (Check one box.) <input type="checkbox"/> Individual (includes Joint Debtors) <i>See Exhibit D on page 2 of this form.</i> <input type="checkbox"/> Corporation (includes LLC and LLP) <input type="checkbox"/> Partnership <input type="checkbox"/> Other (If debtor is not one of the above entities, check this box and state type of entity below.)			Nature of Business (Check one box.) <input type="checkbox"/> Health Care Business <input type="checkbox"/> Single Asset Real Estate as defined in 11 U.S.C. § 101(51B) <input type="checkbox"/> Railroad <input type="checkbox"/> Stockbroker <input type="checkbox"/> Commodity Broker <input type="checkbox"/> Clearing Bank <input type="checkbox"/> Other <hr/> Tax-Exempt Entity (Check box, if applicable.) <input type="checkbox"/> Debtor is a tax-exempt organization under Title 26 of the United States Code (the Internal Revenue Code).			Chapter of Bankruptcy Code Under Which the Petition is Filed (Check one box.) <div style="display: flex; justify-content: space-between;"> <div style="width: 48%;"> <input type="checkbox"/> Chapter 7 <input type="checkbox"/> Chapter 9 <input type="checkbox"/> Chapter 11 <input type="checkbox"/> Chapter 12 <input type="checkbox"/> Chapter 13 </div> <div style="width: 48%;"> <input type="checkbox"/> Chapter 15 Petition for Recognition of a Foreign Main Proceeding <input type="checkbox"/> Chapter 15 Petition for Recognition of a Foreign Nonmain Proceeding </div> </div> <hr/> Nature of Debts (Check one box.) <div style="display: flex; justify-content: space-between;"> <div style="width: 48%;"> <input type="checkbox"/> Debts are primarily consumer debts, defined in 11 U.S.C. § 101(8) as "incurred by an individual primarily for a personal, family, or house- hold purpose." </div> <div style="width: 48%;"> <input type="checkbox"/> Debts are primarily business debts. </div> </div>				
Filing Fee (Check one box.) <input type="checkbox"/> Full Filing Fee attached. <input type="checkbox"/> Filing Fee to be paid in installments (applicable to individuals only). Must attach signed application for the court's consideration certifying that the debtor is unable to pay fee except in installments. Rule 1006(b). See Official Form 3A. <input type="checkbox"/> Filing Fee waiver requested (applicable to chapter 7 individuals only). Must attach signed application for the court's consideration. See Official Form 3B.						Chapter 11 Debtors Check one box: <input type="checkbox"/> Debtor is a small business debtor as defined in 11 U.S.C. § 101(51D). <input type="checkbox"/> Debtor is not a small business debtor as defined in 11 U.S.C. § 101(51D). Check if: <input type="checkbox"/> Debtor's aggregate noncontingent liquidated debts (excluding debts owed to insiders or affiliates) are less than \$2,190,000. ----- Check all applicable boxes: <input type="checkbox"/> A plan is being filed with this petition. <input type="checkbox"/> Acceptances of the plan were solicited prepetition from one or more classes of creditors, in accordance with 11 U.S.C. § 1126(b).				
Statistical/Administrative Information <input type="checkbox"/> Debtor estimates that funds will be available for distribution to unsecured creditors. <input type="checkbox"/> Debtor estimates that, after any exempt property is excluded and administrative expenses paid, there will be no funds available for distribution to unsecured creditors.										THIS SPACE IS FOR COURT USE ONLY
Estimated Number of Creditors <div style="display: flex; justify-content: space-between;"> <div><input type="checkbox"/> 1-49</div> <div><input type="checkbox"/> 50-99</div> <div><input type="checkbox"/> 100-199</div> <div><input type="checkbox"/> 200-999</div> <div><input type="checkbox"/> 1,000-5,000</div> <div><input type="checkbox"/> 5,001-10,000</div> <div><input type="checkbox"/> 10,001-25,000</div> <div><input type="checkbox"/> 25,001-50,000</div> <div><input type="checkbox"/> 50,001-100,000</div> <div><input type="checkbox"/> Over 100,000</div> </div>										
Estimated Assets <div style="display: flex; justify-content: space-between;"> <div><input type="checkbox"/> \$0 to \$50,000</div> <div><input type="checkbox"/> \$50,001 to \$100,000</div> <div><input type="checkbox"/> \$100,001 to \$500,000</div> <div><input type="checkbox"/> \$500,001 to \$1 million</div> <div><input type="checkbox"/> \$1,000,001 to \$10 million</div> <div><input type="checkbox"/> \$10,000,001 to \$50 million</div> <div><input type="checkbox"/> \$50,000,001 to \$100 million</div> <div><input type="checkbox"/> \$100,000,001 to \$500 million</div> <div><input type="checkbox"/> \$500,000,001 to \$1 billion</div> <div><input type="checkbox"/> More than \$1 billion</div> </div>										
Estimated Liabilities <div style="display: flex; justify-content: space-between;"> <div><input type="checkbox"/> \$0 to \$50,000</div> <div><input type="checkbox"/> \$50,001 to \$100,000</div> <div><input type="checkbox"/> \$100,001 to \$500,000</div> <div><input type="checkbox"/> \$500,001 to \$1 million</div> <div><input type="checkbox"/> \$1,000,001 to \$10 million</div> <div><input type="checkbox"/> \$10,000,001 to \$50 million</div> <div><input type="checkbox"/> \$50,000,001 to \$100 million</div> <div><input type="checkbox"/> \$100,000,001 to \$500 million</div> <div><input type="checkbox"/> \$500,000,001 to \$1 billion</div> <div><input type="checkbox"/> More than \$1 billion</div> </div>										

Voluntary Petition <i>(This page must be completed and filed in every case.)</i>		Name of Debtor(s):	
All Prior Bankruptcy Cases Filed Within Last 8 Years (If more than two, attach additional sheet.)			
Location Where Filed:	Case Number:	Date Filed:	
Location Where Filed:	Case Number:	Date Filed:	
Pending Bankruptcy Case Filed by any Spouse, Partner, or Affiliate of this Debtor (If more than one, attach additional sheet.)			
Name of Debtor:	Case Number:	Date Filed:	
District:	Relationship:	Judge:	
<p style="text-align: center;">Exhibit A</p> <p>(To be completed if debtor is required to file periodic reports (e.g., forms 10K and 10Q) with the Securities and Exchange Commission pursuant to Section 13 or 15(d) of the Securities Exchange Act of 1934 and is requesting relief under chapter 11.)</p> <p><input type="checkbox"/> Exhibit A is attached and made a part of this petition.</p>		<p style="text-align: center;">Exhibit B</p> <p>(To be completed if debtor is an individual whose debts are primarily consumer debts.)</p> <p>I, the attorney for the petitioner named in the foregoing petition, declare that I have informed the petitioner that [he or she] may proceed under chapter 7, 11, 12, or 13 of title 11, United States Code, and have explained the relief available under each such chapter. I further certify that I have delivered to the debtor the notice required by 11 U.S.C. § 342(b).</p> <p>X _____ Signature of Attorney for Debtor(s) (Date)</p>	
Exhibit C			
Does the debtor own or have possession of any property that poses or is alleged to pose a threat of imminent and identifiable harm to public health or safety?			
<input type="checkbox"/> Yes, and Exhibit C is attached and made a part of this petition.			
<input type="checkbox"/> No.			
Exhibit D			
(To be completed by every individual debtor. If a joint petition is filed, each spouse must complete and attach a separate Exhibit D.)			
<input type="checkbox"/> Exhibit D completed and signed by the debtor is attached and made a part of this petition.			
If this is a joint petition:			
<input type="checkbox"/> Exhibit D also completed and signed by the joint debtor is attached and made a part of this petition.			
Information Regarding the Debtor - Venue (Check any applicable box.)			
<input type="checkbox"/> Debtor has been domiciled or has had a residence, principal place of business, or principal assets in this District for 180 days immediately preceding the date of this petition or for a longer part of such 180 days than in any other District.			
<input type="checkbox"/> There is a bankruptcy case concerning debtor's affiliate, general partner, or partnership pending in this District.			
<input type="checkbox"/> Debtor is a debtor in a foreign proceeding and has its principal place of business or principal assets in the United States in this District, or has no principal place of business or assets in the United States but is a defendant in an action or proceeding [in a federal or state court] in this District, or the interests of the parties will be served in regard to the relief sought in this District.			
Certification by a Debtor Who Resides as a Tenant of Residential Property (Check all applicable boxes.)			
<input type="checkbox"/> Landlord has a judgment against the debtor for possession of debtor's residence. (If box checked, complete the following.)			
<div style="text-align: right; margin-right: 100px;"> _____ (Name of landlord that obtained judgment) </div>			
<div style="text-align: right; margin-right: 100px;"> _____ (Address of landlord) </div>			
<input type="checkbox"/> Debtor claims that under applicable nonbankruptcy law, there are circumstances under which the debtor would be permitted to cure the entire monetary default that gave rise to the judgment for possession, after the judgment for possession was entered, and			
<input type="checkbox"/> Debtor has included with this petition the deposit with the court of any rent that would become due during the 30-day period after the filing of the petition.			
<input type="checkbox"/> Debtor certifies that he/she has served the Landlord with this certification. (11 U.S.C. § 362(l)).			

Voluntary Petition

(This page must be completed and filed in every case.)

Name of Debtor(s):

Signatures**Signature(s) of Debtor(s) (Individual/Joint)**

I declare under penalty of perjury that the information provided in this petition is true and correct.

[If petitioner is an individual whose debts are primarily consumer debts and has chosen to file under chapter 7] I am aware that I may proceed under chapter 7, 11, 12 or 13 of title 11, United States Code, understand the relief available under each such chapter, and choose to proceed under chapter 7.

[If no attorney represents me and no bankruptcy petition preparer signs the petition] I have obtained and read the notice required by 11 U.S.C. § 342(b).

I request relief in accordance with the chapter of title 11, United States Code, specified in this petition.

X _____
Signature of Debtor

X _____
Signature of Joint Debtor

Telephone Number (if not represented by attorney)

Date

Signature of Attorney*

X _____
Signature of Attorney for Debtor(s)

Printed Name of Attorney for Debtor(s)

Firm Name

Address

Telephone Number

Date

*In a case in which § 707(b)(4)(D) applies, this signature also constitutes a certification that the attorney has no knowledge after an inquiry that the information in the schedules is incorrect.

Signature of Debtor (Corporation/Partnership)

I declare under penalty of perjury that the information provided in this petition is true and correct, and that I have been authorized to file this petition on behalf of the debtor.

The debtor requests the relief in accordance with the chapter of title 11, United States Code, specified in this petition.

X _____
Signature of Authorized Individual

Printed Name of Authorized Individual

Title of Authorized Individual

Date

Signature of a Foreign Representative

I declare under penalty of perjury that the information provided in this petition is true and correct, that I am the foreign representative of a debtor in a foreign proceeding, and that I am authorized to file this petition.

(Check only **one** box.)

☐ I request relief in accordance with chapter 15 of title 11, United States Code. Certified copies of the documents required by 11 U.S.C. § 1515 are attached.

☐ Pursuant to 11 U.S.C. § 1511, I request relief in accordance with the chapter of title 11 specified in this petition. A certified copy of the order granting recognition of the foreign main proceeding is attached.

X _____
(Signature of Foreign Representative)

(Printed Name of Foreign Representative)

Date

Signature of Non-Attorney Bankruptcy Petition Preparer

I declare under penalty of perjury that: (1) I am a bankruptcy petition preparer as defined in 11 U.S.C. § 110; (2) I prepared this document for compensation and have provided the debtor with a copy of this document and the notices and information required under 11 U.S.C. §§ 110(b), 110(h), and 342(b); and, (3) if rules or guidelines have been promulgated pursuant to 11 U.S.C. § 110(h) setting a maximum fee for services chargeable by bankruptcy petition preparers, I have given the debtor notice of the maximum amount before preparing any document for filing for a debtor or accepting any fee from the debtor, as required in that section. Official Form 19 is attached.

Printed Name and title, if any, of Bankruptcy Petition Preparer

Social-Security number (If the bankruptcy petition preparer is not an individual, state the Social-Security number of the officer, principal, responsible person or partner of the bankruptcy petition preparer.) (Required by 11 U.S.C. § 110.)

Address

X _____

Date

Signature of bankruptcy petition preparer or officer, principal, responsible person, or partner whose Social-Security number is provided above.

Names and Social-Security numbers of all other individuals who prepared or assisted in preparing this document unless the bankruptcy petition preparer is not an individual.

If more than one person prepared this document, attach additional sheets conforming to the appropriate official form for each person.

A bankruptcy petition preparer's failure to comply with the provisions of title 11 and the Federal Rules of Bankruptcy Procedure may result in fines or imprisonment or both. 11 U.S.C. § 110; 18 U.S.C. § 156.

Exhibit “C”

[If, to the best of the debtor’s knowledge, the debtor owns or has possession of property that poses or is alleged to pose a threat of imminent and identifiable harm to the public health or safety, attach this Exhibit “C” to the petition.]

[Caption as in Form 16B]

Exhibit “C” to Voluntary Petition

1. Identify and briefly describe all real or personal property owned by or in possession of the debtor that, to the best of the debtor’s knowledge, poses or is alleged to pose a threat of imminent and identifiable harm to the public health or safety (attach additional sheets if necessary):

.....
.....
.....
.....

2. With respect to each parcel of real property or item of personal property identified in question 1, describe the nature and location of the dangerous condition, whether environmental or otherwise, that poses or is alleged to pose a threat of imminent and identifiable harm to the public health or safety (attach additional sheets if necessary):

.....
.....
.....
.....

UNITED STATES BANKRUPTCY COURT

In re _____
Debtor

Case No. _____
(if known)

EXHIBIT D - INDIVIDUAL DEBTOR'S STATEMENT OF COMPLIANCE WITH CREDIT COUNSELING REQUIREMENT

Warning: You must be able to check truthfully one of the five statements regarding credit counseling listed below. If you cannot do so, you are not eligible to file a bankruptcy case, and the court can dismiss any case you do file. If that happens, you will lose whatever filing fee you paid, and your creditors will be able to resume collection activities against you. If your case is dismissed and you file another bankruptcy case later, you may be required to pay a second filing fee and you may have to take extra steps to stop creditors' collection activities.

Every individual debtor must file this Exhibit D. If a joint petition is filed, each spouse must complete and file a separate Exhibit D. Check one of the five statements below and attach any documents as directed.

☐ 1. Within the 180 days **before the filing of my bankruptcy case**, I received a briefing from a credit counseling agency approved by the United States trustee or bankruptcy administrator that outlined the opportunities for available credit counseling and assisted me in performing a related budget analysis, and I have a certificate from the agency describing the services provided to me. *Attach a copy of the certificate and a copy of any debt repayment plan developed through the agency.*

☐ 2. Within the 180 days **before the filing of my bankruptcy case**, I received a briefing from a credit counseling agency approved by the United States trustee or bankruptcy administrator that outlined the opportunities for available credit counseling and assisted me in performing a related budget analysis, but I do not have a certificate from the agency describing the services provided to me. *You must file a copy of a certificate from the agency describing the services provided to you and a copy of any debt repayment plan developed through the agency no later than 15 days after your bankruptcy case is filed.*

☐ 3. I certify that I requested credit counseling services from an approved agency but was unable to obtain the services during the five days from the time I made my request, and the following exigent circumstances merit a temporary waiver of the credit counseling requirement so I can file my bankruptcy case now. *[Summarize exigent circumstances here.]*

If your certification is satisfactory to the court, you must still obtain the credit counseling briefing within the first 30 days after you file your bankruptcy petition and promptly file a certificate from the agency that provided the counseling, together with a copy of any debt management plan developed through the agency. Failure to fulfill these requirements may result in dismissal of your case. Any extension of the 30-day deadline can be granted only for cause and is limited to a maximum of 15 days. Your case may also be dismissed if the court is not satisfied with your reasons for filing your bankruptcy case without first receiving a credit counseling briefing.

☐ 4. I am not required to receive a credit counseling briefing because of: *[Check the applicable statement.] [Must be accompanied by a motion for determination by the court.]*

☐ Incapacity. (Defined in 11 U.S.C. § 109(h)(4) as impaired by reason of mental illness or mental deficiency so as to be incapable of realizing and making rational decisions with respect to financial responsibilities.);

☐ Disability. (Defined in 11 U.S.C. § 109(h)(4) as physically impaired to the extent of being unable, after reasonable effort, to participate in a credit counseling briefing in person, by telephone, or through the Internet.);

☐ Active military duty in a military combat zone.

☐ 5. The United States trustee or bankruptcy administrator has determined that the credit counseling requirement of 11 U.S.C. § 109(h) does not apply in this district.

I certify under penalty of perjury that the information provided above is true and correct.

Signature of Debtor: _____

Date: _____

In re _____,
Debtor

Case No. _____
(If known)

SCHEDULE A - REAL PROPERTY

Except as directed below, list all real property in which the debtor has any legal, equitable, or future interest, including all property owned as a co-tenant, community property, or in which the debtor has a life estate. Include any property in which the debtor holds rights and powers exercisable for the debtor's own benefit. If the debtor is married, state whether the husband, wife, both, or the marital community own the property by placing an "H," "W," "J," or "C" in the column labeled "Husband, Wife, Joint, or Community." If the debtor holds no interest in real property, write "None" under "Description and Location of Property."

Do not include interests in executory contracts and unexpired leases on this schedule. List them in Schedule G - Executory Contracts and Unexpired Leases.

If an entity claims to have a lien or hold a secured interest in any property, state the amount of the secured claim. See Schedule D. If no entity claims to hold a secured interest in the property, write "None" in the column labeled "Amount of Secured Claim."

If the debtor is an individual or if a joint petition is filed, state the amount of any exemption claimed in the property only in Schedule C - Property Claimed as Exempt.

DESCRIPTION AND LOCATION OF PROPERTY	NATURE OF DEBTOR'S INTEREST IN PROPERTY	HUSBAND, WIFE, JOINT OR COMMUNITY	CURRENT VALUE OF DEBTOR'S INTEREST IN PROPERTY, WITHOUT DEDUCTING ANY SECURED CLAIM OR EXEMPTION	AMOUNT OF SECURED CLAIM

Total➤
(Report also on Summary of Schedules.)

In re _____,
DebtorCase No. _____
(If known)**SCHEDULE B - PERSONAL PROPERTY**

Except as directed below, list all personal property of the debtor of whatever kind. If the debtor has no property in one or more of the categories, place an "x" in the appropriate position in the column labeled "None." If additional space is needed in any category, attach a separate sheet properly identified with the case name, case number, and the number of the category. If the debtor is married, state whether the husband, wife, both, or the marital community own the property by placing an "H," "W," "J," or "C" in the column labeled "Husband, Wife, Joint, or Community." If the debtor is an individual or a joint petition is filed, state the amount of any exemptions claimed only in Schedule C - Property Claimed as Exempt.

Do not list interests in executory contracts and unexpired leases on this schedule. List them in Schedule G - Executory Contracts and Unexpired Leases.

If the property is being held for the debtor by someone else, state that person's name and address under "Description and Location of Property." If the property is being held for a minor child, simply state the child's initials and the name and address of the child's parent or guardian, such as "A.B., a minor child, by John Doe, guardian." Do not disclose the child's name. See, 11 U.S.C. §112 and Fed. R. Bankr. P. 1007(m).

TYPE OF PROPERTY	N O N E	DESCRIPTION AND LOCATION OF PROPERTY	HUSBAND, WIFE, JOINT, OR COMMUNITY	CURRENT VALUE OF DEBTOR'S INTEREST IN PROPERTY, WITH- OUT DEDUCTING ANY SECURED CLAIM OR EXEMPTION
1. Cash on hand.				
2. Checking, savings or other financial accounts, certificates of deposit or shares in banks, savings and loan, thrift, building and loan, and home-stead associations, or credit unions, brokerage houses, or cooperatives.				
3. Security deposits with public utilities, telephone companies, landlords, and others.				
4. Household goods and furnishings, including audio, video, and computer equipment.				
5. Books; pictures and other art objects; antiques; stamp, coin, record, tape, compact disc, and other collections or collectibles.				
6. Wearing apparel.				
7. Furs and jewelry.				
8. Firearms and sports, photographic, and other hobby equipment.				
9. Interests in insurance policies. Name insurance company of each policy and itemize surrender or refund value of each.				
10. Annuities. Itemize and name each issuer.				
11. Interests in an education IRA as defined in 26 U.S.C. § 530(b)(1) or under a qualified State tuition plan as defined in 26 U.S.C. § 529(b)(1). Give particulars. (File separately the record(s) of any such interest(s). 11 U.S.C. § 521(c).)				

In re _____,
DebtorCase No. _____
(If known)**SCHEDULE B - PERSONAL PROPERTY**
(Continuation Sheet)

TYPE OF PROPERTY	N O N E	DESCRIPTION AND LOCATION OF PROPERTY	HUSBAND, WIFE, JOINT, OR COMMUNITY	CURRENT VALUE OF DEBTOR'S INTEREST IN PROPERTY, WITH- OUT DEDUCTING ANY SECURED CLAIM OR EXEMPTION
12. Interests in IRA, ERISA, Keogh, or other pension or profit sharing plans. Give particulars.				
13. Stock and interests in incorporated and unincorporated businesses. Itemize.				
14. Interests in partnerships or joint ventures. Itemize.				
15. Government and corporate bonds and other negotiable and non-negotiable instruments.				
16. Accounts receivable.				
17. Alimony, maintenance, support, and property settlements to which the debtor is or may be entitled. Give particulars.				
18. Other liquidated debts owed to debtor including tax refunds. Give particulars.				
19. Equitable or future interests, life estates, and rights or powers exercisable for the benefit of the debtor other than those listed in Schedule A – Real Property.				
20. Contingent and noncontingent interests in estate of a decedent, death benefit plan, life insurance policy, or trust.				
21. Other contingent and unliquidated claims of every nature, including tax refunds, counterclaims of the debtor, and rights to setoff claims. Give estimated value of each.				

In re _____,
Debtor

Case No. _____
(If known)

SCHEDULE B - PERSONAL PROPERTY
(Continuation Sheet)

TYPE OF PROPERTY	N O N E	DESCRIPTION AND LOCATION OF PROPERTY	HUSBAND, WIFE, JOINT, OR COMMUNITY	CURRENT VALUE OF DEBTOR'S INTEREST IN PROPERTY, WITH- OUT DEDUCTING ANY SECURED CLAIM OR EXEMPTION
22. Patents, copyrights, and other intellectual property. Give particulars.				
23. Licenses, franchises, and other general intangibles. Give particulars.				
24. Customer lists or other compilations containing personally identifiable information (as defined in 11 U.S.C. § 101(41A)) provided to the debtor by individuals in connection with obtaining a product or service from the debtor primarily for personal, family, or household purposes.				
25. Automobiles, trucks, trailers, and other vehicles and accessories.				
26. Boats, motors, and accessories.				
27. Aircraft and accessories.				
28. Office equipment, furnishings, and supplies.				
29. Machinery, fixtures, equipment, and supplies used in business.				
30. Inventory.				
31. Animals.				
32. Crops - growing or harvested. Give particulars.				
33. Farming equipment and implements.				
34. Farm supplies, chemicals, and feed.				
35. Other personal property of any kind not already listed. Itemize.				
_____ continuation sheets attached Total ➤				\$

(Include amounts from any continuation sheets attached. Report total also on Summary of Schedules.)

[illegible]

In re _____,
DebtorCase No. _____
(If known)**SCHEDULE D - CREDITORS HOLDING SECURED CLAIMS**

State the name, mailing address, including zip code, and last four digits of any account number of all entities holding claims secured by property of the debtor as of the date of filing of the petition. The complete account number of any account the debtor has with the creditor is useful to the trustee and the creditor and may be provided if the debtor chooses to do so. List creditors holding all types of secured interests such as judgment liens, garnishments, statutory liens, mortgages, deeds of trust, and other security interests.

List creditors in alphabetical order to the extent practicable. If a minor child is the creditor, state the child's initials and the name and address of the child's parent or guardian, such as "A.B., a minor child, by John Doe, guardian." Do not disclose the child's name. See, 11 U.S.C. §112 and Fed. R. Bankr. P. 1007(m). If all secured creditors will not fit on this page, use the continuation sheet provided.

If any entity other than a spouse in a joint case may be jointly liable on a claim, place an "X" in the column labeled "Codebtor," include the entity on the appropriate schedule of creditors, and complete Schedule H – Codebtors. If a joint petition is filed, state whether the husband, wife, both of them, or the marital community may be liable on each claim by placing an "H," "W," "J," or "C" in the column labeled "Husband, Wife, Joint, or Community."

If the claim is contingent, place an "X" in the column labeled "Contingent." If the claim is unliquidated, place an "X" in the column labeled "Unliquidated." If the claim is disputed, place an "X" in the column labeled "Disputed." (You may need to place an "X" in more than one of these three columns.)

Total the columns labeled "Amount of Claim Without Deducting Value of Collateral" and "Unsecured Portion, if Any" in the boxes labeled "Total(s)" on the last sheet of the completed schedule. Report the total from the column labeled "Amount of Claim Without Deducting Value of Collateral" also on the Summary of Schedules and, if the debtor is an individual with primarily consumer debts, report the total from the column labeled "Unsecured Portion, if Any" on the Statistical Summary of Certain Liabilities and Related Data.



Check this box if debtor has no creditors holding secured claims to report on this Schedule D.

CREDITOR'S NAME AND MAILING ADDRESS INCLUDING ZIP CODE AND AN ACCOUNT NUMBER (See Instructions Above.)	CODEBTOR	HUSBAND, WIFE, JOINT, OR COMMUNITY	DATE CLAIM WAS INCURRED, NATURE OF LIEN, AND DESCRIPTION AND VALUE OF PROPERTY SUBJECT TO LIEN	CONTINGENT	UNLIQUIDATED	DISPUTED	AMOUNT OF CLAIM WITHOUT DEDUCTING VALUE OF COLLATERAL	UNSECURED PORTION, IF ANY
ACCOUNT NO.								
			VALUE \$					
ACCOUNT NO.								
			VALUE \$					
ACCOUNT NO.								
			VALUE \$					
Subtotal ► (Total of this page)							\$	\$
Total ► (Use only on last page)							\$	\$

____ continuation sheets
attached

(Report also on Summary of
Schedules.)

(If applicable, report
also on Statistical
Summary of Certain
Liabilities and Related
Data.)

In re _____,
DebtorCase No. _____
(if known)**SCHEDULE D - CREDITORS HOLDING SECURED CLAIMS**
(Continuation Sheet)

CREDITOR'S NAME AND MAILING ADDRESS INCLUDING ZIP CODE AND AN ACCOUNT NUMBER (See Instructions Above.)	CODEBTOR	HUSBAND, WIFE, JOINT, OR COMMUNITY	DATE CLAIM WAS INCURRED, NATURE OF LIEN, AND DESCRIPTION AND VALUE OF PROPERTY SUBJECT TO LIEN	CONTINGENT	UNLIQUIDATED	DISPUTED	AMOUNT OF CLAIM WITHOUT DEDUCTING VALUE OF COLLATERAL	UNSECURED PORTION, IF ANY
ACCOUNT NO.								
			VALUE \$					
ACCOUNT NO.								
			VALUE \$					
ACCOUNT NO.								
			VALUE \$					
ACCOUNT NO.								
			VALUE \$					
ACCOUNT NO.								
			VALUE \$					
ACCOUNT NO.								
			VALUE \$					
Subtotal(s) ▶ (Total(s) of this page)							\$	\$
Total(s) ▶ (Use only on last page)							\$	\$

Sheet no. _____ of _____ continuation
sheets attached to Schedule of
Creditors Holding Secured
Claims(Report also on
Summary of Schedules.)(If applicable,
report also on
Statistical Summary
of Certain
Liabilities and
Related Data.)

In re _____,
DebtorCase No. _____
(if known)**SCHEDULE E - CREDITORS HOLDING UNSECURED PRIORITY CLAIMS**

A complete list of claims entitled to priority, listed separately by type of priority, is to be set forth on the sheets provided. Only holders of unsecured claims entitled to priority should be listed in this schedule. In the boxes provided on the attached sheets, state the name, mailing address, including zip code, and last four digits of the account number, if any, of all entities holding priority claims against the debtor or the property of the debtor, as of the date of the filing of the petition. Use a separate continuation sheet for each type of priority and label each with the type of priority.

The complete account number of any account the debtor has with the creditor is useful to the trustee and the creditor and may be provided if the debtor chooses to do so. If a minor child is a creditor, state the child's initials and the name and address of the child's parent or guardian, such as "A.B., a minor child, by John Doe, guardian." Do not disclose the child's name. See, 11 U.S.C. §112 and Fed. R. Bankr. P. 1007(m).

If any entity other than a spouse in a joint case may be jointly liable on a claim, place an "X" in the column labeled "Codebtor," include the entity on the appropriate schedule of creditors, and complete Schedule H-Codebtors. If a joint petition is filed, state whether the husband, wife, both of them, or the marital community may be liable on each claim by placing an "H," "W," "J," or "C" in the column labeled "Husband, Wife, Joint, or Community." If the claim is contingent, place an "X" in the column labeled "Contingent." If the claim is unliquidated, place an "X" in the column labeled "Unliquidated." If the claim is disputed, place an "X" in the column labeled "Disputed." (You may need to place an "X" in more than one of these three columns.)

Report the total of claims listed on each sheet in the box labeled "Subtotals" on each sheet. Report the total of all claims listed on this Schedule E in the box labeled "Total" on the last sheet of the completed schedule. Report this total also on the Summary of Schedules.

Report the total of amounts entitled to priority listed on each sheet in the box labeled "Subtotals" on each sheet. Report the total of all amounts entitled to priority listed on this Schedule E in the box labeled "Totals" on the last sheet of the completed schedule. Individual debtors with primarily consumer debts report this total also on the Statistical Summary of Certain Liabilities and Related Data.

Report the total of amounts not entitled to priority listed on each sheet in the box labeled "Subtotals" on each sheet. Report the total of all amounts not entitled to priority listed on this Schedule E in the box labeled "Totals" on the last sheet of the completed schedule. Individual debtors with primarily consumer debts report this total also on the Statistical Summary of Certain Liabilities and Related Data.

☐ Check this box if debtor has no creditors holding unsecured priority claims to report on this Schedule E.

TYPES OF PRIORITY CLAIMS (Check the appropriate box(es) below if claims in that category are listed on the attached sheets.)

☐ **Domestic Support Obligations**

Claims for domestic support that are owed to or recoverable by a spouse, former spouse, or child of the debtor, or the parent, legal guardian, or responsible relative of such a child, or a governmental unit to whom such a domestic support claim has been assigned to the extent provided in 11 U.S.C. § 507(a)(1).

☐ **Extensions of credit in an involuntary case**

Claims arising in the ordinary course of the debtor's business or financial affairs after the commencement of the case but before the earlier of the appointment of a trustee or the order for relief. 11 U.S.C. § 507(a)(3).

☐ **Wages, salaries, and commissions**

Wages, salaries, and commissions, including vacation, severance, and sick leave pay owing to employees and commissions owing to qualifying independent sales representatives up to \$10,950* per person earned within 180 days immediately preceding the filing of the original petition, or the cessation of business, whichever occurred first, to the extent provided in 11 U.S.C. § 507(a)(4).

☐ **Contributions to employee benefit plans**

Money owed to employee benefit plans for services rendered within 180 days immediately preceding the filing of the original petition, or the cessation of business, whichever occurred first, to the extent provided in 11 U.S.C. § 507(a)(5).

In re _____,
Debtor

Case No. _____
(if known)

☐ **Certain farmers and fishermen**

Claims of certain farmers and fishermen, up to \$5,400* per farmer or fisherman, against the debtor, as provided in 11 U.S.C. § 507(a)(6).

☐ **Deposits by individuals**

Claims of individuals up to \$2,425* for deposits for the purchase, lease, or rental of property or services for personal, family, or household use, that were not delivered or provided. 11 U.S.C. § 507(a)(7).

☐ **Taxes and Certain Other Debts Owed to Governmental Units**

Taxes, customs duties, and penalties owing to federal, state, and local governmental units as set forth in 11 U.S.C. § 507(a)(8).

☐ **Commitments to Maintain the Capital of an Insured Depository Institution**

Claims based on commitments to the FDIC, RTC, Director of the Office of Thrift Supervision, Comptroller of the Currency, or Board of Governors of the Federal Reserve System, or their predecessors or successors, to maintain the capital of an insured depository institution. 11 U.S.C. § 507(a)(9).

☐ **Claims for Death or Personal Injury While Debtor Was Intoxicated**

Claims for death or personal injury resulting from the operation of a motor vehicle or vessel while the debtor was intoxicated from using alcohol, a drug, or another substance. 11 U.S.C. § 507(a)(10).

* Amounts are subject to adjustment on April 1, 2010, and every three years thereafter with respect to cases commenced on or after the date of adjustment.

____ continuation sheets attached

In re _____,
DebtorCase No. _____
(if known)**SCHEDULE E - CREDITORS HOLDING UNSECURED PRIORITY CLAIMS**
(Continuation Sheet)

Type of Priority for Claims Listed on This Sheet

CREDITOR'S NAME, MAILING ADDRESS INCLUDING ZIP CODE, AND ACCOUNT NUMBER (See instructions above.)	CODEBTOR	HUSBAND, WIFE, JOINT, OR COMMUNITY	DATE CLAIM WAS INCURRED AND CONSIDERATION FOR CLAIM	CONTINGENT	UNLIQUIDATED	DISPUTED	AMOUNT OF CLAIM	AMOUNT ENTITLED TO PRIORITY	AMOUNT NOT ENTITLED TO PRIORITY, IF ANY
Account No.									
Account No.									
Account No.									
Account No.									
Sheet no. _____ of _____ continuation sheets attached to Schedule of Creditors Holding Priority Claims							Subtotals▶ (Totals of this page)	\$	\$
							Total▶ (Use only on last page of the completed Schedule E. Report also on the Summary of Schedules.)	\$	
							Totals▶ (Use only on last page of the completed Schedule E. If applicable, report also on the Statistical Summary of Certain Liabilities and Related Data.)	\$	\$

In re _____,
DebtorCase No. _____
(if known)**SCHEDULE F - CREDITORS HOLDING UNSECURED NONPRIORITY CLAIMS**

State the name, mailing address, including zip code, and last four digits of any account number, of all entities holding unsecured claims without priority against the debtor or the property of the debtor, as of the date of filing of the petition. The complete account number of any account the debtor has with the creditor is useful to the trustee and the creditor and may be provided if the debtor chooses to do so. If a minor child is a creditor, state the child's initials and the name and address of the child's parent or guardian, such as "A.B., a minor child, by John Doe, guardian." Do not disclose the child's name. See, 11 U.S.C. §112 and Fed. R. Bankr. P. 1007(m). Do not include claims listed in Schedules D and E. If all creditors will not fit on this page, use the continuation sheet provided.

If any entity other than a spouse in a joint case may be jointly liable on a claim, place an "X" in the column labeled "Codebtor," include the entity on the appropriate schedule of creditors, and complete Schedule H - Codebtors. If a joint petition is filed, state whether the husband, wife, both of them, or the marital community may be liable on each claim by placing an "H," "W," "J," or "C" in the column labeled "Husband, Wife, Joint, or Community."

If the claim is contingent, place an "X" in the column labeled "Contingent." If the claim is unliquidated, place an "X" in the column labeled "Unliquidated." If the claim is disputed, place an "X" in the column labeled "Disputed." (You may need to place an "X" in more than one of these three columns.)

Report the total of all claims listed on this schedule in the box labeled "Total" on the last sheet of the completed schedule. Report this total also on the Summary of Schedules and, if the debtor is an individual with primarily consumer debts, report this total also on the Statistical Summary of Certain Liabilities and Related Data..

☐ Check this box if debtor has no creditors holding unsecured claims to report on this Schedule F.

CREDITOR'S NAME, MAILING ADDRESS INCLUDING ZIP CODE, AND ACCOUNT NUMBER <i>(See instructions above.)</i>	CODEBTOR	HUSBAND, WIFE, JOINT, OR COMMUNITY	DATE CLAIM WAS INCURRED AND CONSIDERATION FOR CLAIM. IF CLAIM IS SUBJECT TO SETOFF, SO STATE.	CONTINGENT	UNLIQUIDATED	DISPUTED	AMOUNT OF CLAIM
ACCOUNT NO.							
ACCOUNT NO.							
ACCOUNT NO.							
ACCOUNT NO.							
Subtotal▶							\$
Total▶ (Use only on last page of the completed Schedule F.) (Report also on Summary of Schedules and, if applicable, on the Statistical Summary of Certain Liabilities and Related Data.)							\$

____ continuation sheets attached

In re _____,
DebtorCase No. _____
(if known)**SCHEDULE F - CREDITORS HOLDING UNSECURED NONPRIORITY CLAIMS**

(Continuation Sheet)

CREDITOR'S NAME, MAILING ADDRESS INCLUDING ZIP CODE, AND ACCOUNT NUMBER (See instructions above.)	CODEBTOR	HUSBAND, WIFE, JOINT, OR COMMUNITY	DATE CLAIM WAS INCURRED AND CONSIDERATION FOR CLAIM. IF CLAIM IS SUBJECT TO SETOFF, SO STATE.	CONTINGENT	UNLIQUIDATED	DISPUTED	AMOUNT OF CLAIM
ACCOUNT NO.							
ACCOUNT NO.							
ACCOUNT NO.							
ACCOUNT NO.							
ACCOUNT NO.							
ACCOUNT NO.							
Sheet no. _____ of _____ continuation sheets attached to Schedule of Creditors Holding Unsecured Nonpriority Claims							Subtotal ▶ \$
(Use only on last page of the completed Schedule F.) (Report also on Summary of Schedules and, if applicable on the Statistical Summary of Certain Liabilities and Related Data.)							Total ▶ \$

Case No. _____
(if known)

SCHEDULE H - CODEBTORS

Provide the information requested concerning any person or entity, other than a spouse in a joint case, that is also liable on any debts listed by the debtor in the schedules of creditors. Include all guarantors and co-signers. If the debtor resides or resided in a community property state, commonwealth, or territory (including Alaska, Arizona, California, Idaho, Louisiana, Nevada, New Mexico, Puerto Rico, Texas, Washington, or Wisconsin) within the eight-year period immediately preceding the commencement of the case, identify the name of the debtor's spouse and of any former spouse who resides or resided with the debtor in the community property state, commonwealth, or territory. Include all names used by the nondebtor spouse during the eight years immediately preceding the commencement of this case. If a minor child is a codebtor or a creditor, state the child's initials and the name and address of the child's parent or guardian, such as "A.B., a minor child, by John Doe, guardian." Do not disclose the child's name. See, 11 U.S.C. §112 and Fed. R. Bankr. P. 1007(m).

☐ Check this box if debtor has no codebtors.[illegible]

In re _____,
Debtor

Case No. _____
(if known)

SCHEDULE I - CURRENT INCOME OF INDIVIDUAL DEBTOR(S)

The column labeled "Spouse" must be completed in all cases filed by joint debtors and by every married debtor, whether or not a joint petition is filed, unless the spouses are separated and a joint petition is not filed. Do not state the name of any minor child. The average monthly income calculated on this form may differ from the current monthly income calculated on Form 22A, 22B, or 22C.

Debtor's Marital Status:	DEPENDENTS OF DEBTOR AND SPOUSE	
	RELATIONSHIP(S):	AGE(S):
Employment:	DEBTOR	SPOUSE
Occupation		
Name of Employer		
How long employed		
Address of Employer		

INCOME: (Estimate of average or projected monthly income at time case filed)	DEBTOR	SPOUSE
	\$ _____	\$ _____
1. Monthly gross wages, salary, and commissions (Prorate if not paid monthly)	\$ _____	\$ _____
2. Estimate monthly overtime		
3. SUBTOTAL	\$ _____ \$ _____	
4. LESS PAYROLL DEDUCTIONS		
a. Payroll taxes and social security	\$ _____	\$ _____
b. Insurance	\$ _____	\$ _____
c. Union dues	\$ _____	\$ _____
d. Other (Specify): _____	\$ _____	\$ _____
5. SUBTOTAL OF PAYROLL DEDUCTIONS	\$ _____ \$ _____	
6. TOTAL NET MONTHLY TAKE HOME PAY	\$ _____ \$ _____	
7. Regular income from operation of business or profession or farm (Attach detailed statement)	\$ _____	\$ _____
8. Income from real property	\$ _____	\$ _____
9. Interest and dividends	\$ _____	\$ _____
10. Alimony, maintenance or support payments payable to the debtor for the debtor's use or that of dependents listed above	\$ _____	\$ _____
11. Social security or government assistance (Specify): _____	\$ _____	\$ _____
12. Pension or retirement income	\$ _____	\$ _____
13. Other monthly income (Specify): _____	\$ _____	\$ _____
14. SUBTOTAL OF LINES 7 THROUGH 13	\$ _____ \$ _____	
15. AVERAGE MONTHLY INCOME (Add amounts on lines 6 and 14)	\$ _____ \$ _____	
16. COMBINED AVERAGE MONTHLY INCOME: (Combine column totals from line 15)	\$ _____	

(Report also on Summary of Schedules and, if applicable,
on Statistical Summary of Certain Liabilities and Related Data)

17. Describe any increase or decrease in income reasonably anticipated to occur within the year following the filing of this document:

In re _____,
DebtorCase No. _____
(if known)**SCHEDULE J - CURRENT EXPENDITURES OF INDIVIDUAL DEBTOR(S)**

Complete this schedule by estimating the average or projected monthly expenses of the debtor and the debtor's family at time case filed. Prorate any payments made bi-weekly, quarterly, semi-annually, or annually to show monthly rate. The average monthly expenses calculated on this form may differ from the deductions from income allowed on Form 22A or 22C.

☐ Check this box if a joint petition is filed and debtor's spouse maintains a separate household. Complete a separate schedule of expenditures labeled "Spouse."

1. Rent or home mortgage payment (include lot rented for mobile home) \$ _____
 - a. Are real estate taxes included? Yes _____ No _____
 - b. Is property insurance included? Yes _____ No _____
2. Utilities:
 - a. Electricity and heating fuel \$ _____
 - b. Water and sewer \$ _____
 - c. Telephone \$ _____
 - d. Other _____ \$ _____
3. Home maintenance (repairs and upkeep) \$ _____
4. Food \$ _____
5. Clothing \$ _____
6. Laundry and dry cleaning \$ _____
7. Medical and dental expenses \$ _____
8. Transportation (not including car payments) \$ _____
9. Recreation, clubs and entertainment, newspapers, magazines, etc. \$ _____
10. Charitable contributions \$ _____
11. Insurance (not deducted from wages or included in home mortgage payments)
 - a. Homeowner's or renter's \$ _____
 - b. Life \$ _____
 - c. Health \$ _____
 - d. Auto \$ _____
 - e. Other _____ \$ _____
12. Taxes (not deducted from wages or included in home mortgage payments)
(Specify) _____ \$ _____
13. Installment payments: (In chapter 11, 12, and 13 cases, do not list payments to be included in the plan)
 - a. Auto \$ _____
 - b. Other _____ \$ _____
 - c. Other _____ \$ _____
14. Alimony, maintenance, and support paid to others \$ _____
15. Payments for support of additional dependents not living at your home \$ _____
16. Regular expenses from operation of business, profession, or farm (attach detailed statement) \$ _____
17. Other _____ \$ _____
18. AVERAGE MONTHLY EXPENSES (Total lines 1-17. Report also on Summary of Schedules and, if applicable, on the Statistical Summary of Certain Liabilities and Related Data.) \$ _____
19. Describe any increase or decrease in expenditures reasonably anticipated to occur within the year following the filing of this document:
20. STATEMENT OF MONTHLY NET INCOME
 - a. Average monthly income from Line 15 of Schedule I \$ _____
 - b. Average monthly expenses from Line 18 above \$ _____
 - c. Monthly net income (a. minus b.) \$ _____

In re _____,
DebtorCase No. _____
(if known)**DECLARATION CONCERNING DEBTOR'S SCHEDULES****DECLARATION UNDER PENALTY OF PERJURY BY INDIVIDUAL DEBTOR**

I declare under penalty of perjury that I have read the foregoing summary and schedules, consisting of _____ sheets, and that they are true and correct to the best of my knowledge, information, and belief.

Date _____

Signature: _____
Debtor

Date _____

Signature: _____
(Joint Debtor, if any)

[If joint case, both spouses must sign.]

DECLARATION AND SIGNATURE OF NON-ATTORNEY BANKRUPTCY PETITION PREPARER (See 11 U.S.C. § 110)

I declare under penalty of perjury that: (1) I am a bankruptcy petition preparer as defined in 11 U.S.C. § 110; (2) I prepared this document for compensation and have provided the debtor with a copy of this document and the notices and information required under 11 U.S.C. §§ 110(b), 110(h) and 342(b); and, (3) if rules or guidelines have been promulgated pursuant to 11 U.S.C. § 110(h) setting a maximum fee for services chargeable by bankruptcy petition preparers, I have given the debtor notice of the maximum amount before preparing any document for filing for a debtor or accepting any fee from the debtor, as required by that section.

Printed or Typed Name and Title, if any,
of Bankruptcy Petition PreparerSocial Security No.
(Required by 11 U.S.C. § 110.)

If the bankruptcy petition preparer is not an individual, state the name, title (if any), address, and social security number of the officer, principal, responsible person, or partner who signs this document.

Address _____

X _____
Signature of Bankruptcy Petition Preparer_____
Date

Names and Social Security numbers of all other individuals who prepared or assisted in preparing this document, unless the bankruptcy petition preparer is not an individual:

If more than one person prepared this document, attach additional signed sheets conforming to the appropriate Official Form for each person.

A bankruptcy petition preparer's failure to comply with the provisions of title 11 and the Federal Rules of Bankruptcy Procedure may result in fines or imprisonment or both. 11 U.S.C. § 110; 18 U.S.C. § 156.

DECLARATION UNDER PENALTY OF PERJURY ON BEHALF OF A CORPORATION OR PARTNERSHIP

I, the _____ [the president or other officer or an authorized agent of the corporation or a member or an authorized agent of the partnership] of the _____ [corporation or partnership] named as debtor in this case, declare under penalty of perjury that I have read the foregoing summary and schedules, consisting of _____ sheets (Total shown on summary page plus 1), and that they are true and correct to the best of my knowledge, information, and belief.

Date _____

Signature: _____

[Print or type name of individual signing on behalf of debtor.]

[An individual signing on behalf of a partnership or corporation must indicate position or relationship to debtor.]

Penalty for making a false statement or concealing property: Fine of up to \$500,000 or imprisonment for up to 5 years or both. 18 U.S.C. §§ 152 and 3571.

United States Bankruptcy Court

In re _____,
Debtor

Case No. _____
Chapter _____

SUMMARY OF SCHEDULES

Indicate as to each schedule whether that schedule is attached and state the number of pages in each. Report the totals from Schedules A, B, D, E, F, I, and J in the boxes provided. Add the amounts from Schedules A and B to determine the total amount of the debtor's assets. Add the amounts of all claims from Schedules D, E, and F to determine the total amount of the debtor's liabilities. Individual debtors also must complete the "Statistical Summary of Certain Liabilities and Related Data" if they file a case under chapter 7, 11, or 13.

NAME OF SCHEDULE	ATTACHED (YES/NO)	NO. OF SHEETS	ASSETS	LIABILITIES	OTHER
A - Real Property			\$		
B - Personal Property			\$		
C - Property Claimed as Exempt					
D - Creditors Holding Secured Claims				\$	
E - Creditors Holding Unsecured Priority Claims (Total of Claims on Schedule E)				\$	
F - Creditors Holding Unsecured Nonpriority Claims				\$	
G - Executory Contracts and Unexpired Leases					
H - Codebtors					
I - Current Income of Individual Debtor(s)					\$
J - Current Expenditures of Individual Debtors(s)					\$
TOTAL			\$	\$	

United States Bankruptcy Court

In re _____,
Debtor

Case No. _____

Chapter _____

STATISTICAL SUMMARY OF CERTAIN LIABILITIES AND RELATED DATA (28 U.S.C. § 159)

If you are an individual debtor whose debts are primarily consumer debts, as defined in § 101(8) of the Bankruptcy Code (11 U.S.C. § 101(8)), filing a case under chapter 7, 11 or 13, you must report all information requested below.

☐ Check this box if you are an individual debtor whose debts are NOT primarily consumer debts. You are not required to report any information here.

This information is for statistical purposes only under 28 U.S.C. § 159.

Summarize the following types of liabilities, as reported in the Schedules, and total them.

Type of Liability	Amount
Domestic Support Obligations (from Schedule E)	\$
Taxes and Certain Other Debts Owed to Governmental Units (from Schedule E)	\$
Claims for Death or Personal Injury While Debtor Was Intoxicated (from Schedule E) (whether disputed or undisputed)	\$
Student Loan Obligations (from Schedule F)	\$
Domestic Support, Separation Agreement, and Divorce Decree Obligations Not Reported on Schedule E	\$
Obligations to Pension or Profit-Sharing, and Other Similar Obligations (from Schedule F)	\$
TOTAL	\$

State the following:

Average Income (from Schedule I, Line 16)	\$
Average Expenses (from Schedule J, Line 18)	\$
Current Monthly Income (from Form 22A Line 12; OR , Form 22B Line 11; OR , Form 22C Line 20)	\$

State the following:

1. Total from Schedule D, "UNSECURED PORTION, IF ANY" column		\$
2. Total from Schedule E, "AMOUNT ENTITLED TO PRIORITY" column.	\$	
3. Total from Schedule E, "AMOUNT NOT ENTITLED TO PRIORITY, IF ANY" column		\$
4. Total from Schedule F		\$
5. Total of non-priority unsecured debt (sum of 1, 3, and 4)		\$

UNITED STATES BANKRUPTCY COURT

In re _____,
Debtor

Case No. _____

Chapter _____

APPLICATION TO PAY FILING FEE IN INSTALLMENTS

1. In accordance with Fed. R. Bankr. P. 1006, I apply for permission to pay the filing fee amounting to \$_____ in installments.
2. I am unable to pay the filing fee except in installments.
3. Until the filing fee is paid in full, I will not make any additional payment or transfer any additional property to an attorney or any other person for services in connection with this case.
4. I propose the following terms for the payment of the Filing Fee.*
 \$_____ Check one ☐ With the filing of the petition, or
☐ On or before _____
 \$_____ on or before _____
 \$_____ on or before _____
 \$_____ on or before _____
- * The number of installments proposed shall not exceed four (4), and the final installment shall be payable not later than 120 days after filing the petition. For cause shown, the court may extend the time of any installment, provided the last installment is paid not later than 180 days after filing the petition. Fed. R. Bankr. P. 1006(b)(2).
5. I understand that if I fail to pay any installment when due, my bankruptcy case may be dismissed and I may not receive a discharge of my debts.

Signature of Attorney _____ Date _____

Name of Attorney _____

Signature of Debtor _____ Date _____
(In a joint case, both spouses must sign.)

Signature of Joint Debtor (if any) _____ Date _____

DECLARATION AND SIGNATURE OF NON-ATTORNEY BANKRUPTCY PETITION PREPARER (See 11 U.S.C. § 110)

I declare under penalty of perjury that: (1) I am a bankruptcy petition preparer as defined in 11 U.S.C. § 110; (2) I prepared this document for compensation and have provided the debtor with a copy of this document and the notices and information required under 11 U.S.C. §§ 110(b), 110(h), and 342(b); (3) if rules or guidelines have been promulgated pursuant to 11 U.S.C. § 110(h) setting a maximum fee for services chargeable by bankruptcy petition preparers, I have given the debtor notice of the maximum amount before preparing any document for filing for a debtor or accepting any fee from the debtor, as required under that section; and (4) I will not accept any additional money or other property from the debtor before the filing fee is paid in full.

Printed or Typed Name and Title, if any, of Bankruptcy Petition Preparer _____

Social-Security No. (Required by 11 U.S.C. § 110.) _____

If the bankruptcy petition preparer is not an individual, state the name, title (if any), address, and social-security number of the officer, principal, responsible person, or partner who signs the document.

Address _____

x _____
Signature of Bankruptcy Petition Preparer_____
Date

Names and Social-Security numbers of all other individuals who prepared or assisted in preparing this document, unless the bankruptcy petition preparer is not an individual:

If more than one person prepared this document, attach additional signed sheets conforming to the appropriate Official Form for each person. A bankruptcy petition preparer's failure to comply with the provisions of title 11 and the Federal Rules of Bankruptcy Procedure may result in fines or imprisonment or both. 11 U.S.C. § 110; 18 U.S.C. § 156.

UNITED STATES BANKRUPTCY COURT

In re _____,
Debtor

Case No. _____

Chapter _____

ORDER APPROVING PAYMENT OF FILING FEE IN INSTALLMENTS

☐ IT IS ORDERED that the debtor(s) may pay the filing fee in installments on the terms proposed in the foregoing application.

☐ IT IS ORDERED that the debtor(s) shall pay the filing fee according to the following terms:

\$ _____ Check one ☐ With the filing of the petition, or
☐ On or before _____

\$ _____ on or before _____

\$ _____ on or before _____

\$ _____ on or before _____

☐ IT IS FURTHER ORDERED that until the filing fee is paid in full the debtor(s) shall not make any additional payment or transfer any additional property to an attorney or any other person for services in connection with this case.

BY THE COURT

Date: _____

United States Bankruptcy Judge

**APPLICATION FOR WAIVER OF THE CHAPTER 7 FILING FEE
FOR INDIVIDUALS WHO CANNOT PAY THE FILING FEE
IN FULL OR IN INSTALLMENTS**

The court fee for filing a case under chapter 7 of the Bankruptcy Code is \$299.

If you cannot afford to pay the full fee at the time of filing, you may apply to pay the fee in installments. A form, which is available from the bankruptcy clerk's office, must be completed to make that application. If your application to pay in installments is approved, you will be permitted to file your petition, generally completing payment of the fee over the course of four to six months.

If you cannot afford to pay the fee either in full at the time of filing or in installments, you may request a waiver of the filing fee by completing this application and filing it with the Clerk of Court. A judge will decide whether you have to pay the fee. By law, the judge may waive the fee only if your income is less than 150 percent of the official poverty line applicable to your family size and you are unable to pay the fee in installments. You may obtain information about the poverty guidelines at www.uscourts.gov or in the bankruptcy clerk's office.

Required information. Complete all items in the application, and attach requested schedules. Then sign the application on the last page. If you and your spouse are filing a joint bankruptcy petition, you both must provide information as requested and sign the application.

UNITED STATES BANKRUPTCY COURT

In re: _____
Debtor(s)

Case No. _____
(if known)

APPLICATION FOR WAIVER OF THE CHAPTER 7 FILING FEE FOR INDIVIDUALS WHO CANNOT PAY THE FILING FEE IN FULL OR IN INSTALLMENTS

Part A. Family Size and Income

1. Including yourself, your spouse, and dependents you have listed or will list on Schedule I (Current Income of Individual Debtors(s)), how many people are in your family? (Do not include your spouse if you are separated AND are not filing a joint petition.) _____
2. Restate the following information that you provided, or will provide, on Line 16 of Schedule I. Attach a completed copy of Schedule I, if it is available.

Total Combined Monthly Income (Line 16 of Schedule I): \$ _____

3. State the monthly net income, if any, of dependents included in Question 1 above. Do not include any income already reported in Item 2. If none, enter \$0.

\$ _____

4. Add the "Total Combined Monthly Income" reported in Question 2 to your dependents' monthly net income from Question 3.

\$ _____

5. Do you expect the amount in Question 4 to increase or decrease by more than 10% during the next 6 months? Yes ___ No ___

If yes, explain.

Part B. Monthly Expenses

6. EITHER (a) attach a completed copy of Schedule J (Schedule of Monthly Expenses), and state your total monthly expenses reported on Line 18 of that Schedule, OR (b) if you have not yet completed Schedule J, provide an estimate of your total monthly expenses.

\$ _____

7. Do you expect the amount in Question 6 to increase or decrease by more than 10% during the next 6 months? Yes ___ No ___

If yes, explain.

Part C. Real and Personal Property

EITHER (1) attach completed copies of Schedule A (Real Property) and Schedule B (Personal Property), OR (2) if you have not yet completed those schedules, answer the following questions.

8. State the amount of cash you have on hand. \$ _____

9. State below any money you have in savings, checking, or other accounts in a bank or other financial institution.

Bank or Other Financial Institution:

Type of Account such as savings,
checking, CD:

Amount:

\$ _____

\$ _____

10. State below the assets owned by you. **Do not list ordinary household furnishings and clothing.**

Home	Address: _____ _____ _____	Value: \$ _____ Amount owed on mortgages and liens: \$ _____
Other real estate	Address: _____ _____ _____	Value: \$ _____ Amount owed on mortgages and liens: \$ _____
Motor vehicle	Model/Year: _____ _____	Value: \$ _____ Amount owed: \$ _____
Motor vehicle	Model/Year: _____ _____	Value: \$ _____ Amount owed: \$ _____
Other	Description _____ _____	Value: \$ _____ Amount owed: \$ _____

11. State below any person, business, organization, or governmental unit that owes you money and the amount that is owed.

Name of Person, Business, or Organization that Owes You Money	Amount Owed
_____	\$ _____
_____	\$ _____

Part D. Additional Information.

12. Have you paid an **attorney** any money for services in connection with this case, including the completion of this form, the bankruptcy petition, or schedules? Yes ___ No ___
If yes, how much have you paid? \$ _____
13. Have you promised to pay or do you anticipate paying an **attorney** in connection with your bankruptcy case? Yes ___ No ___
If yes, how much have you promised to pay or do you anticipate paying? \$ _____
14. Have you paid **anyone other than an attorney** (such as a bankruptcy petition preparer, paralegal, typing service, or another person) any money for services in connection with this case, including the completion of this form, the bankruptcy petition, or schedules? Yes ___ No ___
If yes, how much have you paid? \$ _____
15. Have you promised to pay or do you anticipate paying **anyone other than an attorney** (such as a bankruptcy petition preparer, paralegal, typing service, or another person) any money for services in connection with this case, including the completion of this form, the bankruptcy petition, or schedules? Yes ___ No ___
If yes, how much have you promised to pay or do you anticipate paying? \$ _____
16. Has anyone paid an attorney or other person or service in connection with this case, on your behalf? Yes ___ No ___
If yes, explain.

UNITED STATES BANKRUPTCY COURT

In re: _____
Debtor(s)

Case No. _____

ORDER ON DEBTOR'S APPLICATION FOR WAIVER OF THE CHAPTER 7 FILING FEE

Upon consideration of the debtor's "Application for Waiver of the Chapter 7 Filing Fee," the court orders that the application be:

☐ GRANTED.

This order is subject to being vacated at a later time if developments in the administration of the bankruptcy case demonstrate that the waiver was unwarranted.

☐ DENIED.

The debtor shall pay the chapter 7 filing fee according to the following terms:

\$ _____ on or before _____

\$ _____ on or before _____

\$ _____ on or before _____

\$ _____ on or before _____

Until the filing fee is paid in full, the debtor shall not make any additional payment or transfer any additional property to an attorney or any other person for services in connection with this case.

IF THE DEBTOR FAILS TO TIMELY PAY THE FILING FEE IN FULL OR TO TIMELY MAKE INSTALLMENT PAYMENTS, THE COURT MAY DISMISS THE DEBTOR'S CASE.

☐ SCHEDULED FOR HEARING.

A hearing to consider the debtor's "Application for Waiver of the Chapter 7 Filing Fee" shall be held on _____ at _____ am/pm at _____.
(address of courthouse)

IF THE DEBTOR FAILS TO APPEAR AT THE SCHEDULED HEARING, THE COURT MAY DEEM SUCH FAILURE TO BE THE DEBTOR'S CONSENT TO THE ENTRY OF AN ORDER DENYING THE FEE WAIVER APPLICATION BY DEFAULT.

BY THE COURT:

DATE: _____

United States Bankruptcy Judge

UNITED STATES BANKRUPTCY COURT

In re: _____, Case No. _____
Debtor (if known)

STATEMENT OF FINANCIAL AFFAIRS

This statement is to be completed by every debtor. Spouses filing a joint petition may file a single statement on which the information for both spouses is combined. If the case is filed under chapter 12 or chapter 13, a married debtor must furnish information for both spouses whether or not a joint petition is filed, unless the spouses are separated and a joint petition is not filed. An individual debtor engaged in business as a sole proprietor, partner, family farmer, or self-employed professional, should provide the information requested on this statement concerning all such activities as well as the individual's personal affairs. To indicate payments, transfers and the like to minor children, state the child's initials and the name and address of the child's parent or guardian, such as "A.B., a minor child, by John Doe, guardian." Do not disclose the child's name. See, 11 U.S.C. §112 and Fed. R. Bankr. P. 1007(m).

Questions 1 - 18 are to be completed by all debtors. Debtors that are or have been in business, as defined below, also must complete Questions 19 - 25. **If the answer to an applicable question is "None," mark the box labeled "None."** If additional space is needed for the answer to any question, use and attach a separate sheet properly identified with the case name, case number (if known), and the number of the question.

DEFINITIONS

"In business." A debtor is "in business" for the purpose of this form if the debtor is a corporation or partnership. An individual debtor is "in business" for the purpose of this form if the debtor is or has been, within six years immediately preceding the filing of this bankruptcy case, any of the following: an officer, director, managing executive, or owner of 5 percent or more of the voting or equity securities of a corporation; a partner, other than a limited partner, of a partnership; a sole proprietor or self-employed full-time or part-time. An individual debtor also may be "in business" for the purpose of this form if the debtor engages in a trade, business, or other activity, other than as an employee, to supplement income from the debtor's primary employment.

"Insider." The term "insider" includes but is not limited to: relatives of the debtor; general partners of the debtor and their relatives; corporations of which the debtor is an officer, director, or person in control; officers, directors, and any owner of 5 percent or more of the voting or equity securities of a corporate debtor and their relatives; affiliates of the debtor and insiders of such affiliates; any managing agent of the debtor. 11 U.S.C. § 101.

1. Income from employment or operation of business

None ☐ State the gross amount of income the debtor has received from employment, trade, or profession, or from operation of the debtor's business, including part-time activities either as an employee or in independent trade or business, from the beginning of this calendar year to the date this case was commenced. State also the gross amounts received during the **two years** immediately preceding this calendar year. (A debtor that maintains, or has maintained, financial records on the basis of a fiscal rather than a calendar year may report fiscal year income. Identify the beginning and ending dates of the debtor's fiscal year.) If a joint petition is filed, state income for each spouse separately. (Married debtors filing under chapter 12 or chapter 13 must state income of both spouses whether or not a joint petition is filed, unless the spouses are separated and a joint petition is not filed.)

AMOUNT SOURCE

2. Income other than from employment or operation of business

None
☐

State the amount of income received by the debtor other than from employment, trade, profession, operation of the debtor's business during the **two years** immediately preceding the commencement of this case. Give particulars. If a joint petition is filed, state income for each spouse separately. (Married debtors filing under chapter 12 or chapter 13 must state income for each spouse whether or not a joint petition is filed, unless the spouses are separated and a joint petition is not filed.)

AMOUNT

SOURCE

3. Payments to creditors

Complete a. or b., as appropriate, and c.

None
☐

a. *Individual or joint debtor(s) with primarily consumer debts:* List all payments on loans, installment purchases of goods or services, and other debts to any creditor made within **90 days** immediately preceding the commencement of this case unless the aggregate value of all property that constitutes or is affected by such transfer is less than \$600. Indicate with an asterisk (*) any payments that were made to a creditor on account of a domestic support obligation or as part of an alternative repayment schedule under a plan by an approved nonprofit budgeting and credit counseling agency. (Married debtors filing under chapter 12 or chapter 13 must include payments by either or both spouses whether or not a joint petition is filed, unless the spouses are separated and a joint petition is not filed.)

NAME AND ADDRESS OF CREDITOR	DATES OF PAYMENTS	AMOUNT PAID	AMOUNT STILL OWING
------------------------------	----------------------	----------------	-----------------------

None
☐

b. *Debtor whose debts are not primarily consumer debts:* List each payment or other transfer to any creditor made within **90 days** immediately preceding the commencement of the case unless the aggregate value of all property that constitutes or is affected by such transfer is less than \$5,475. If the debtor is an individual, indicate with an asterisk (*) any payments that were made to a creditor on account of a domestic support obligation or as part of an alternative repayment schedule under a plan by an approved nonprofit budgeting and credit counseling agency. (Married debtors filing under chapter 12 or chapter 13 must include payments and other transfers by either or both spouses whether or not a joint petition is filed, unless the spouses are separated and a joint petition is not filed.)

NAME AND ADDRESS OF CREDITOR	DATES OF PAYMENTS/ TRANSFERS	AMOUNT PAID OR VALUE OF TRANSFERS	AMOUNT STILL OWING
------------------------------	------------------------------------	--	--------------------------

None

☐

c. *All debtors:* List all payments made within **one year** immediately preceding the commencement of this case to or for the benefit of creditors who are or were insiders. (Married debtors filing under chapter 12 or chapter 13 must include payments by either or both spouses whether or not a joint petition is filed, unless the spouses are separated and a joint petition is not filed.)

NAME AND ADDRESS OF CREDITOR AND RELATIONSHIP TO DEBTOR	DATE OF PAYMENT	AMOUNT PAID	AMOUNT STILL OWING
--	--------------------	----------------	-----------------------

4. Suits and administrative proceedings, executions, garnishments and attachments

None

☐

a. List all suits and administrative proceedings to which the debtor is or was a party within **one year** immediately preceding the filing of this bankruptcy case. (Married debtors filing under chapter 12 or chapter 13 must include information concerning either or both spouses whether or not a joint petition is filed, unless the spouses are separated and a joint petition is not filed.)

CAPTION OF SUIT AND CASE NUMBER	NATURE OF PROCEEDING	COURT OR AGENCY AND LOCATION	STATUS OR DISPOSITION
------------------------------------	----------------------	---------------------------------	--------------------------

None

☐

b. Describe all property that has been attached, garnished or seized under any legal or equitable process within **one year** immediately preceding the commencement of this case. (Married debtors filing under chapter 12 or chapter 13 must include information concerning property of either or both spouses whether or not a joint petition is filed, unless the spouses are separated and a joint petition is not filed.)

NAME AND ADDRESS OF PERSON FOR WHOSE BENEFIT PROPERTY WAS SEIZED	DATE OF SEIZURE	DESCRIPTION AND VALUE OF PROPERTY
--	--------------------	---

5. Repossessions, foreclosures and returns

None

☐

List all property that has been repossessed by a creditor, sold at a foreclosure sale, transferred through a deed in lieu of foreclosure or returned to the seller, within **one year** immediately preceding the commencement of this case. (Married debtors filing under chapter 12 or chapter 13 must include information concerning property of either or both spouses whether or not a joint petition is filed, unless the spouses are separated and a joint petition is not filed.)

NAME AND ADDRESS OF CREDITOR OR SELLER	DATE OF REPOSSESSION, FORECLOSURE SALE, TRANSFER OR RETURN	DESCRIPTION AND VALUE OF PROPERTY
---	--	---

6. Assignments and receiverships

None
☐

a. Describe any assignment of property for the benefit of creditors made within **120 days** immediately preceding the commencement of this case. (Married debtors filing under chapter 12 or chapter 13 must include any assignment by either or both spouses whether or not a joint petition is filed, unless the spouses are separated and a joint petition is not filed.)

NAME AND ADDRESS OF ASSIGNEE	DATE OF ASSIGNMENT	TERMS OF ASSIGNMENT OR SETTLEMENT
---------------------------------	-----------------------	---

None
☐

b. List all property which has been in the hands of a custodian, receiver, or court-appointed official within **one year** immediately preceding the commencement of this case. (Married debtors filing under chapter 12 or chapter 13 must include information concerning property of either or both spouses whether or not a joint petition is filed, unless the spouses are separated and a joint petition is not filed.)

NAME AND ADDRESS OF CUSTODIAN	NAME AND LOCATION OF COURT CASE TITLE & NUMBER	DATE OF ORDER	DESCRIPTION AND VALUE OF PROPERTY
----------------------------------	--	------------------	---

7. Gifts

None
☐

List all gifts or charitable contributions made within **one year** immediately preceding the commencement of this case except ordinary and usual gifts to family members aggregating less than \$200 in value per individual family member and charitable contributions aggregating less than \$100 per recipient. (Married debtors filing under chapter 12 or chapter 13 must include gifts or contributions by either or both spouses whether or not a joint petition is filed, unless the spouses are separated and a joint petition is not filed.)

NAME AND ADDRESS OF PERSON OR ORGANIZATION	RELATIONSHIP TO DEBTOR, IF ANY	DATE OF GIFT	DESCRIPTION AND VALUE OF GIFT
--	--------------------------------------	-----------------	-------------------------------------

8. Losses

None
☐

List all losses from fire, theft, other casualty or gambling within **one year** immediately preceding the commencement of this case **or since the commencement of this case**. (Married debtors filing under chapter 12 or chapter 13 must include losses by either or both spouses whether or not a joint petition is filed, unless the spouses are separated and a joint petition is not filed.)

DESCRIPTION AND VALUE OF PROPERTY	DESCRIPTION OF CIRCUMSTANCES AND, IF LOSS WAS COVERED IN WHOLE OR IN PART BY INSURANCE, GIVE PARTICULARS	DATE OF LOSS
---	--	-----------------

9. Payments related to debt counseling or bankruptcyNone
☐

List all payments made or property transferred by or on behalf of the debtor to any persons, including attorneys, for consultation concerning debt consolidation, relief under the bankruptcy law or preparation of a petition in bankruptcy within **one year** immediately preceding the commencement of this case.

NAME AND ADDRESS OF PAYEE	DATE OF PAYMENT, NAME OF PAYER IF OTHER THAN DEBTOR	AMOUNT OF MONEY OR DESCRIPTION AND VALUE OF PROPERTY
------------------------------	---	--

10. Other transfersNone
☐

a. List all other property, other than property transferred in the ordinary course of the business or financial affairs of the debtor, transferred either absolutely or as security within **two years** immediately preceding the commencement of this case. (Married debtors filing under chapter 12 or chapter 13 must include transfers by either or both spouses whether or not a joint petition is filed, unless the spouses are separated and a joint petition is not filed.)

NAME AND ADDRESS OF TRANSFEREE, RELATIONSHIP TO DEBTOR	DATE	DESCRIBE PROPERTY TRANSFERRED AND VALUE RECEIVED
---	------	--

None
☐

b. List all property transferred by the debtor within **ten years** immediately preceding the commencement of this case to a self-settled trust or similar device of which the debtor is a beneficiary.

NAME OF TRUST OR OTHER DEVICE	DATE(S) OF TRANSFER(S)	AMOUNT OF MONEY OR DESCRIPTION AND VALUE OF PROPERTY OR DEBTOR'S INTEREST IN PROPERTY
----------------------------------	---------------------------	---

11. Closed financial accountsNone
☐

List all financial accounts and instruments held in the name of the debtor or for the benefit of the debtor which were closed, sold, or otherwise transferred within **one year** immediately preceding the commencement of this case. Include checking, savings, or other financial accounts, certificates of deposit, or other instruments; shares and share accounts held in banks, credit unions, pension funds, cooperatives, associations, brokerage houses and other financial institutions. (Married debtors filing under chapter 12 or chapter 13 must include information concerning accounts or instruments held by or for either or both spouses whether or not a joint petition is filed, unless the spouses are separated and a joint petition is not filed.)

NAME AND ADDRESS OF INSTITUTION	TYPE OF ACCOUNT, LAST FOUR DIGITS OF ACCOUNT NUMBER, AND AMOUNT OF FINAL BALANCE	AMOUNT AND DATE OF SALE OR CLOSING
------------------------------------	--	--

12. Safe deposit boxesNone
☐

List each safe deposit or other box or depository in which the debtor has or had securities, cash, or other valuables within **one year** immediately preceding the commencement of this case. (Married debtors filing under chapter 12 or chapter 13 must include boxes or depositories of either or both spouses whether or not a joint petition is filed, unless the spouses are separated and a joint petition is not filed.)

NAME AND ADDRESS OF BANK OR OTHER DEPOSITORY	NAMES AND ADDRESSES OF THOSE WITH ACCESS TO BOX OR DEPOSITORY	DESCRIPTION OF CONTENTS	DATE OF TRANSFER OR SURRENDER, IF ANY
--	---	-------------------------------	---

13. SetoffsNone
☐

List all setoffs made by any creditor, including a bank, against a debt or deposit of the debtor within **90 days** preceding the commencement of this case. (Married debtors filing under chapter 12 or chapter 13 must include information concerning either or both spouses whether or not a joint petition is filed, unless the spouses are separated and a joint petition is not filed.)

NAME AND ADDRESS OF CREDITOR	DATE OF SETOFF	AMOUNT OF SETOFF
------------------------------	-------------------	---------------------

14. Property held for another personNone
☐

List all property owned by another person that the debtor holds or controls.

NAME AND ADDRESS OF OWNER	DESCRIPTION AND VALUE OF PROPERTY	LOCATION OF PROPERTY
------------------------------	--------------------------------------	----------------------

15. Prior address of debtorNone
☐

If debtor has moved within **three years** immediately preceding the commencement of this case, list all premises which the debtor occupied during that period and vacated prior to the commencement of this case. If a joint petition is filed, report also any separate address of either spouse.

ADDRESS	NAME USED	DATES OF OCCUPANCY
---------	-----------	--------------------

16. Spouses and Former Spouses

None

☐

If the debtor resides or resided in a community property state, commonwealth, or territory (including Alaska, Arizona, California, Idaho, Louisiana, Nevada, New Mexico, Puerto Rico, Texas, Washington, or Wisconsin) within **eight years** immediately preceding the commencement of the case, identify the name of the debtor's spouse and of any former spouse who resides or resided with the debtor in the community property state.

NAME

17. Environmental Information.

For the purpose of this question, the following definitions apply:

"Environmental Law" means any federal, state, or local statute or regulation regulating pollution, contamination, releases of hazardous or toxic substances, wastes or material into the air, land, soil, surface water, groundwater, or other medium, including, but not limited to, statutes or regulations regulating the cleanup of these substances, wastes, or material.

"Site" means any location, facility, or property as defined under any Environmental Law, whether or not presently or formerly owned or operated by the debtor, including, but not limited to, disposal sites.

"Hazardous Material" means anything defined as a hazardous waste, hazardous substance, toxic substance, hazardous material, pollutant, or contaminant or similar term under an Environmental Law.

None

☐

a. List the name and address of every site for which the debtor has received notice in writing by a governmental unit that it may be liable or potentially liable under or in violation of an Environmental Law. Indicate the governmental unit, the date of the notice, and, if known, the Environmental Law:

SITE NAME AND ADDRESS	NAME AND ADDRESS OF GOVERNMENTAL UNIT	DATE OF NOTICE	ENVIRONMENTAL LAW
--------------------------	--	-------------------	----------------------

None

☐

b. List the name and address of every site for which the debtor provided notice to a governmental unit of a release of Hazardous Material. Indicate the governmental unit to which the notice was sent and the date of the notice.

SITE NAME AND ADDRESS	NAME AND ADDRESS OF GOVERNMENTAL UNIT	DATE OF NOTICE	ENVIRONMENTAL LAW
--------------------------	--	-------------------	----------------------

None

☐

c. List all judicial or administrative proceedings, including settlements or orders, under any Environmental Law with respect to which the debtor is or was a party. Indicate the name and address of the governmental unit that is or was a party to the proceeding, and the docket number.

NAME AND ADDRESS OF GOVERNMENTAL UNIT	DOCKET NUMBER	STATUS OR DISPOSITION
--	---------------	--------------------------

18. Nature, location and name of business

None

☐

a. *If the debtor is an individual*, list the names, addresses, taxpayer-identification numbers, nature of the businesses, and beginning and ending dates of all businesses in which the debtor was an officer, director, partner, or managing

executive of a corporation, partner in a partnership, sole proprietor, or was self-employed in a trade, profession, or other activity either full- or part-time within **six years** immediately preceding the commencement of this case, or in which the debtor owned 5 percent or more of the voting or equity securities within **six years** immediately preceding the commencement of this case.

*If the debtor is a partnership, list the names, addresses, taxpayer-identification numbers, nature of the businesses, and beginning and ending dates of all businesses in which the debtor was a partner or owned 5 percent or more of the voting or equity securities, within **six years** immediately preceding the commencement of this case.*

*If the debtor is a corporation, list the names, addresses, taxpayer-identification numbers, nature of the businesses, and beginning and ending dates of all businesses in which the debtor was a partner or owned 5 percent or more of the voting or equity securities within **six years** immediately preceding the commencement of this case.*

NAME	LAST FOUR DIGITS OF SOCIAL-SECURITY OR OTHER INDIVIDUAL TAXPAYER-I.D. NO. (ITIN)/ COMPLETE EIN	ADDRESS	NATURE OF BUSINESS	BEGINNING AND ENDING DATES
------	--	---------	--------------------	-------------------------------

None

☐

b. Identify any business listed in response to subdivision a., above, that is "single asset real estate" as defined in 11 U.S.C. § 101.

NAME

ADDRESS

The following questions are to be completed by every debtor that is a corporation or partnership and by any individual debtor who is or has been, within **six years** immediately preceding the commencement of this case, any of the following: an officer, director, managing executive, or owner of more than 5 percent of the voting or equity securities of a corporation; a partner, other than a limited partner, of a partnership, a sole proprietor, or self-employed in a trade, profession, or other activity, either full- or part-time.

*(An individual or joint debtor should complete this portion of the statement **only** if the debtor is or has been in business, as defined above, within six years immediately preceding the commencement of this case. A debtor who has not been in business within those six years should go directly to the signature page.)*

19. Books, records and financial statements

None

☐

a. List all bookkeepers and accountants who within **two years** immediately preceding the filing of this bankruptcy case kept or supervised the keeping of books of account and records of the debtor.

NAME AND ADDRESS

DATES SERVICES RENDERED

None

☐

b. List all firms or individuals who within **two years** immediately preceding the filing of this bankruptcy case have audited the books of account and records, or prepared a financial statement of the debtor.

NAME

ADDRESS

DATES SERVICES RENDERED

None

☐

c. List all firms or individuals who at the time of the commencement of this case were in possession of the books of account and records of the debtor. If any of the books of account and records are not available, explain.

NAME

ADDRESS

None

☐

d. List all financial institutions, creditors and other parties, including mercantile and trade agencies, to whom a financial statement was issued by the debtor within **two years** immediately preceding the commencement of this case.

NAME AND ADDRESS

DATE ISSUED

20. Inventories

None

☐

a. List the dates of the last two inventories taken of your property, the name of the person who supervised the taking of each inventory, and the dollar amount and basis of each inventory.

DATE OF INVENTORY

INVENTORY SUPERVISOR

DOLLAR AMOUNT
OF INVENTORY
(Specify cost, market or other
basis)

None

☐

b. List the name and address of the person having possession of the records of each of the inventories reported in a., above.

DATE OF INVENTORY

NAME AND ADDRESSES
OF CUSTODIAN
OF INVENTORY RECORDS

21 . Current Partners, Officers, Directors and Shareholders

None

☐

a. If the debtor is a partnership, list the nature and percentage of partnership interest of each member of the partnership.

NAME AND ADDRESS

NATURE OF INTEREST

PERCENTAGE OF INTEREST

None

☐

b. If the debtor is a corporation, list all officers and directors of the corporation, and each stockholder who directly or indirectly owns, controls, or holds 5 percent or more of the voting or equity securities of the corporation.

NAME AND ADDRESS

TITLE

NATURE AND PERCENTAGE
OF STOCK OWNERSHIP

22 . Former partners, officers, directors and shareholdersNone
☐

a. If the debtor is a partnership, list each member who withdrew from the partnership within **one year** immediately preceding the commencement of this case.

NAME	ADDRESS	DATE OF WITHDRAWAL
------	---------	--------------------

None
☐

b. If the debtor is a corporation, list all officers or directors whose relationship with the corporation terminated within **one year** immediately preceding the commencement of this case.

NAME AND ADDRESS	TITLE	DATE OF TERMINATION
------------------	-------	---------------------

23 . Withdrawals from a partnership or distributions by a corporationNone
☐

If the debtor is a partnership or corporation, list all withdrawals or distributions credited or given to an insider, including compensation in any form, bonuses, loans, stock redemptions, options exercised and any other perquisite during **one year** immediately preceding the commencement of this case.

NAME & ADDRESS OF RECIPIENT, RELATIONSHIP TO DEBTOR	DATE AND PURPOSE OF WITHDRAWAL	AMOUNT OF MONEY OR DESCRIPTION AND VALUE OF PROPERTY
---	-----------------------------------	--

24. Tax Consolidation Group.None
☐

If the debtor is a corporation, list the name and federal taxpayer-identification number of the parent corporation of any consolidated group for tax purposes of which the debtor has been a member at any time within **six years** immediately preceding the commencement of the case.

NAME OF PARENT CORPORATION	TAXPAYER-IDENTIFICATION NUMBER (EIN)
----------------------------	--------------------------------------

25. Pension Funds.None
☐

If the debtor is not an individual, list the name and federal taxpayer-identification number of any pension fund to which the debtor, as an employer, has been responsible for contributing at any time within **six years** immediately preceding the commencement of the case.

NAME OF PENSION FUND	TAXPAYER-IDENTIFICATION NUMBER (EIN)
----------------------	--------------------------------------

* * * * *

[If completed by an individual or individual and spouse]

I declare under penalty of perjury that I have read the answers contained in the foregoing statement of financial affairs and any attachments thereto and that they are true and correct.

Date	_____	Signature of Debtor	_____
Date	_____	Signature of Joint Debtor (if any)	_____

[If completed on behalf of a partnership or corporation]

I declare under penalty of perjury that I have read the answers contained in the foregoing statement of financial affairs and any attachments thereto and that they are true and correct to the best of my knowledge, information and belief.

Date	_____	Signature	_____
		Print Name and Title	_____

[An individual signing on behalf of a partnership or corporation must indicate position or relationship to debtor.]

____continuation sheets attached

Penalty for making a false statement: Fine of up to \$500,000 or imprisonment for up to 5 years, or both. 18 U.S.C. §§ 152 and 3571

DECLARATION AND SIGNATURE OF NON-ATTORNEY BANKRUPTCY PETITION PREPARER (See 11 U.S.C. § 110)

I declare under penalty of perjury that: (1) I am a bankruptcy petition preparer as defined in 11 U.S.C. § 110; (2) I prepared this document for compensation and have provided the debtor with a copy of this document and the notices and information required under 11 U.S.C. §§ 110(b), 110(h), and 342(b); and, (3) if rules or guidelines have been promulgated pursuant to 11 U.S.C. § 110(h) setting a maximum fee for services chargeable by bankruptcy petition preparers, I have given the debtor notice of the maximum amount before preparing any document for filing for a debtor or accepting any fee from the debtor, as required by that section.

Printed or Typed Name and Title, if any, of Bankruptcy Petition Preparer

Social-Security No. (Required by 11 U.S.C. § 110.)

If the bankruptcy petition preparer is not an individual, state the name, title (if any), address, and social-security number of the officer, principal, responsible person, or partner who signs this document.

Address

Signature of Bankruptcy Petition Preparer

Date

Names and Social-Security numbers of all other individuals who prepared or assisted in preparing this document unless the bankruptcy petition preparer is not an individual:

If more than one person prepared this document, attach additional signed sheets conforming to the appropriate Official Form for each person

A bankruptcy petition preparer's failure to comply with the provisions of title 11 and the Federal Rules of Bankruptcy Procedure may result in fines or imprisonment or both. 18 U.S.C. § 156.

UNITED STATES BANKRUPTCY COURT

In re _____,
DebtorCase No. _____
Chapter 7**CHAPTER 7 INDIVIDUAL DEBTOR'S STATEMENT OF INTENTION****PART A** – Debts secured by property of the estate. *(Part A must be fully completed for EACH debt which is secured by property of the estate. Attach additional pages if necessary.)*

Property No. 1	
Creditor's Name:	Describe Property Securing Debt:
Property will be <i>(check one)</i> : <input type="checkbox"/> Surrendered <input type="checkbox"/> Retained If retaining the property, I intend to <i>(check at least one)</i> : <input type="checkbox"/> Redeem the property <input type="checkbox"/> Reaffirm the debt <input type="checkbox"/> Other. Explain _____ (for example, avoid lien using 11 U.S.C. § 522(f)). Property is <i>(check one)</i> : <input type="checkbox"/> Claimed as exempt <input type="checkbox"/> Not claimed as exempt	

Property No. 2 <i>(if necessary)</i>	
Creditor's Name:	Describe Property Securing Debt:
Property will be <i>(check one)</i> : <input type="checkbox"/> Surrendered <input type="checkbox"/> Retained If retaining the property, I intend to <i>(check at least one)</i> : <input type="checkbox"/> Redeem the property <input type="checkbox"/> Reaffirm the debt <input type="checkbox"/> Other. Explain _____ (for example, avoid lien using 11 U.S.C. § 522(f)). Property is <i>(check one)</i> : <input type="checkbox"/> Claimed as exempt <input type="checkbox"/> Not claimed as exempt	

PART B – Personal property subject to unexpired leases. *(All three columns of Part B must be completed for each unexpired lease. Attach additional pages if necessary.)*

Property No. 1		
Lessor's Name:	Describe Leased Property:	Lease will be Assumed pursuant to 11 U.S.C. § 365(p)(2): <input type="checkbox"/> YES <input type="checkbox"/> NO

Property No. 2 <i>(if necessary)</i>		
Lessor's Name:	Describe Leased Property:	Lease will be Assumed pursuant to 11 U.S.C. § 365(p)(2): <input type="checkbox"/> YES <input type="checkbox"/> NO

Property No. 3 <i>(if necessary)</i>		
Lessor's Name:	Describe Leased Property:	Lease will be Assumed pursuant to 11 U.S.C. § 365(p)(2): <input type="checkbox"/> YES <input type="checkbox"/> NO

_____ continuation sheets attached *(if any)*

I declare under penalty of perjury that the above indicates my intention as to any property of my estate securing a debt and/or personal property subject to an unexpired lease.

Date: _____

Signature of Debtor

Signature of Joint Debtor

CHAPTER 7 INDIVIDUAL DEBTOR'S STATEMENT OF INTENTION*(Continuation Sheet)***PART A - Continuation**

Property No.	
Creditor's Name:	Describe Property Securing Debt:
Property will be <i>(check one)</i> : <input type="checkbox"/> Surrendered <input type="checkbox"/> Retained If retaining the property, I intend to <i>(check at least one)</i> : <input type="checkbox"/> Redeem the property <input type="checkbox"/> Reaffirm the debt <input type="checkbox"/> Other. Explain _____ (for example, avoid lien using 11 U.S.C. § 522(f)). Property is <i>(check one)</i> : <input type="checkbox"/> Claimed as exempt <input type="checkbox"/> Not claimed as exempt	

PART B - Continuation

Property No.		
Lessor's Name:	Describe Leased Property:	Lease will be Assumed pursuant to 11 U.S.C. § 365(p)(2): <input type="checkbox"/> YES <input type="checkbox"/> NO

Property No.		
Lessor's Name:	Describe Leased Property:	Lease will be Assumed pursuant to 11 U.S.C. § 365(p)(2): <input type="checkbox"/> YES <input type="checkbox"/> NO

Form 16A. CAPTION (FULL)

United States Bankruptcy Court

_____ District Of _____

In re _____,)	
<i>[Set forth here all names including married,</i>)	
<i>maiden, and trade names used by debtor within</i>)	
<i>last 8 years.]</i>)	
Debtor)	Case No. _____
Address _____)	
_____)	
)	Chapter _____
Last four digits of Social-Security or Individual Tax-)	
Payer-Identification (ITIN) No(s)., (if any): _____)	
_____)	
Employer Tax-Identification (EIN) No(s). (if any): _____)	
_____)	

[Designation of Character of Paper]

United States Bankruptcy Court

_____ District Of _____

In re _____)
Set forth here all names including married,)
maiden, and trade names used by debtor within)
last 6 years.])
Debtor) Case No. _____)
Address _____)
_____) Chapter _____)
Employer's Tax Identification (EIN) No(s). [if any]: _____)
Last four digits of Social Security No(s): _____)

NOTICE OF [MOTION TO] [OBJECTION TO]

_____ has filed papers with the court to [relief sought in motion or objection].

Your rights may be affected. You should read these papers carefully and discuss them with your attorney, if you have one in this bankruptcy case. (If you do not have an attorney, you may wish to consult one.)

If you do not want the court to [relief sought in motion or objection], or if you want the court to consider your views on the [motion] [objection], then on or before (date), you or your attorney must:

[File with the court a written request for a hearing {or, if the court requires a written response, an answer, explaining your position} at:

{address of the bankruptcy clerk's office}

If you mail your {request}{response} to the court for filing, you must mail it early enough so the court will **receive** it on or before the date stated above.

You must also mail a copy to:

{movant's attorney's name and address}

{names and addresses of others to be served}]

[Attend the hearing scheduled to be held on (date), (year), at _____ a.m./p.m. in Courtroom _____, United States Bankruptcy Court, {address}.]

[Other steps required to oppose a motion or objection under local rule or court order.]

If you or your attorney do not take these steps, the court may decide that you do not oppose the relief sought in the motion or objection and may enter an order granting that relief.

Date: _____

Signature: _____

Name:

Address:

UNITED STATES BANKRUPTCY COURT

In re _____,)
 [Set forth here all names including married, maiden,)
 and trade names used by debtor within last 8 years])
)
 Debtor) Case No. _____
 Address)
) Chapter _____
)
 Last four digits of Social-Security or Individual Taxpayer-)
 Identification (ITIN) No(s), (if any): _____)
)
 Employer Tax-Identification (EIN) No(s), (if any): _____)
)

STATEMENT OF SOCIAL-SECURITY NUMBER(S)
*(or other Individual Taxpayer-Identification Number(s) (ITIN(s)))**

1. Name of Debtor (Last, First, Middle): _____
(Check the appropriate box and, if applicable, provide the required information.)

- ☐ Debtor has a Social-Security Number and it is: _____
(If more than one, state all.)
- ☐ Debtor does not have a Social-Security Number but has an Individual Taxpayer-Identification Number (ITIN), and it is: _____
(If more than one, state all.)
- ☐ Debtor does not have either a Social-Security Number or an Individual Taxpayer-Identification Number (ITIN).

2. Name of Joint Debtor (Last, First, Middle): _____
(Check the appropriate box and, if applicable, provide the required information.)

- ☐ Joint Debtor has a Social-Security Number and it is: _____
(If more than one, state all.)
- ☐ Joint Debtor does not have a Social-Security Number but has an Individual Taxpayer-Identification Number (ITIN) and it is: _____
(If more than one, state all.)
- ☐ Joint Debtor does not have either a Social-Security Number or an Individual Taxpayer-Identification Number (ITIN).

I declare under penalty of perjury that the foregoing is true and correct.

X _____
 Signature of Debtor Date

X _____
 Signature of Joint Debtor Date

* Joint debtors must provide information for both spouses.

Penalty for making a false statement: Fine of up to \$250,000 or up to 5 years imprisonment or both. 18 U.S.C. §§ 152 and 3571.

In re _____
Debtor(s)Case Number: _____
(If known)According to the information required to be entered on this statement
(check one box as directed in Part I, III, or VI of this statement):

- ☐ The presumption arises.
☐ The presumption does not arise.
☐ The presumption is temporarily inapplicable.

CHAPTER 7 STATEMENT OF CURRENT MONTHLY INCOME AND MEANS-TEST CALCULATION

In addition to Schedules I and J, this statement must be completed by every individual chapter 7 debtor, whether or not filing jointly. Unless the exclusion in Line 1C applies, joint debtors may complete a single statement. If the exclusion in Line 1C applies, each joint filer must complete a separate statement.

Part I. MILITARY AND NON-CONSUMER DEBTORS

1A	<p>Disabled Veterans. If you are a disabled veteran described in the Declaration in this Part IA, (1) check the box at the beginning of the Declaration, (2) check the box for “The presumption does not arise” at the top of this statement, and (3) complete the verification in Part VIII. Do not complete any of the remaining parts of this statement.</p> <p><input type="checkbox"/> Declaration of Disabled Veteran. By checking this box, I declare under penalty of perjury that I am a disabled veteran (as defined in 38 U.S.C. § 3741(1)) whose indebtedness occurred primarily during a period in which I was on active duty (as defined in 10 U.S.C. § 101(d)(1)) or while I was performing a homeland defense activity (as defined in 32 U.S.C. § 901(1)).</p>
1B	<p>Non-consumer Debtors. If your debts are not primarily consumer debts, check the box below and complete the verification in Part VIII. Do not complete any of the remaining parts of this statement.</p> <p><input type="checkbox"/> Declaration of non-consumer debts. By checking this box, I declare that my debts are not primarily consumer debts.</p>
1C	<p>Reservists and National Guard Members; active duty or homeland defense activity. Members of a reserve component of the Armed Forces and members of the National Guard who were called to active duty (as defined in 10 U.S.C. § 101(d)(1)) after September 11, 2001, for a period of at least 90 days, or who have performed homeland defense activity (as defined in 32 U.S.C. § 901(1)) for a period of at least 90 days, are excluded from all forms of means testing during the time of active duty or homeland defense activity and for 540 days thereafter (the “exclusion period”). If you qualify for this temporary exclusion, (1) check the appropriate boxes and complete any required information in the Declaration of Reservists and National Guard Members below, (2) check the box for “The presumption is temporarily inapplicable” at the top of this statement, and (3) complete the verification in Part VIII. During your exclusion period you are not required to complete the balance of this form, but you must complete the form no later than 14 days after the date on which your exclusion period ends, unless the time for filing a motion raising the means test presumption expires in your case before your exclusion period ends.</p> <p><input type="checkbox"/> Declaration of Reservists and National Guard Members. By checking this box and making the appropriate entries below, I declare that I am eligible for a temporary exclusion from means testing because, as a member of a reserve component of the Armed Forces or the National Guard</p> <div style="margin-left: 40px;"> <p>a. <input type="checkbox"/> I was called to active duty after September 11, 2001, for a period of at least 90 days and <input type="checkbox"/> I remain on active duty /or/ <input type="checkbox"/> I was released from active duty on _____, which is less than 540 days before this bankruptcy case was filed;</p> <p style="text-align: center;">OR</p> <p>b. <input type="checkbox"/> I am performing homeland defense activity for a period of at least 90 days /or/ <input type="checkbox"/> I performed homeland defense activity for a period of at least 90 days, terminating on _____, which is less than 540 days before this bankruptcy case was filed.</p> </div>

Part II. CALCULATION OF MONTHLY INCOME FOR § 707(b)(7) EXCLUSION

2	<p>Marital/filing status. Check the box that applies and complete the balance of this part of this statement as directed.</p> <p>a. <input type="checkbox"/> Unmarried. Complete only Column A (“Debtor’s Income”) for Lines 3-11.</p> <p>b. <input type="checkbox"/> Married, not filing jointly, with declaration of separate households. By checking this box, debtor declares under penalty of perjury: “My spouse and I are legally separated under applicable non-bankruptcy law or my spouse and I are living apart other than for the purpose of evading the requirements of § 707(b)(2)(A) of the Bankruptcy Code.” Complete only Column A (“Debtor’s Income”) for Lines 3-11.</p> <p>c. <input type="checkbox"/> Married, not filing jointly, without the declaration of separate households set out in Line 2.b above. Complete both Column A (“Debtor’s Income”) and Column B (“Spouse’s Income”) for Lines 3-11.</p> <p>d. <input type="checkbox"/> Married, filing jointly. Complete both Column A (“Debtor’s Income”) and Column B (“Spouse’s Income”) for Lines 3-11.</p>													
	<p>All figures must reflect average monthly income received from all sources, derived during the six calendar months prior to filing the bankruptcy case, ending on the last day of the month before the filing. If the amount of monthly income varied during the six months, you must divide the six-month total by six, and enter the result on the appropriate line.</p>			Column A Debtor’s Income	Column B Spouse’s Income									
3	Gross wages, salary, tips, bonuses, overtime, commissions.			\$	\$									
4	<p>Income from the operation of a business, profession or farm. Subtract Line b from Line a and enter the difference in the appropriate column(s) of Line 4. If you operate more than one business, profession or farm, enter aggregate numbers and provide details on an attachment. Do not enter a number less than zero. Do not include any part of the business expenses entered on Line b as a deduction in Part V.</p> <table border="1" style="width: 100%; border-collapse: collapse;"> <tr> <td style="width: 5%; text-align: center;">a.</td><td style="width: 45%;">Gross receipts</td><td style="width: 50%;">\$</td></tr> <tr> <td style="text-align: center;">b.</td><td>Ordinary and necessary business expenses</td><td>\$</td></tr> <tr> <td style="text-align: center;">c.</td><td>Business income</td><td>Subtract Line b from Line a</td></tr> </table>			a.	Gross receipts	\$	b.	Ordinary and necessary business expenses	\$	c.	Business income	Subtract Line b from Line a	\$	\$
a.	Gross receipts	\$												
b.	Ordinary and necessary business expenses	\$												
c.	Business income	Subtract Line b from Line a												
5	<p>Rent and other real property income. Subtract Line b from Line a and enter the difference in the appropriate column(s) of Line 5. Do not enter a number less than zero. Do not include any part of the operating expenses entered on Line b as a deduction in Part V.</p> <table border="1" style="width: 100%; border-collapse: collapse;"> <tr> <td style="width: 5%; text-align: center;">a.</td><td style="width: 45%;">Gross receipts</td><td style="width: 50%;">\$</td></tr> <tr> <td style="text-align: center;">b.</td><td>Ordinary and necessary operating expenses</td><td>\$</td></tr> <tr> <td style="text-align: center;">c.</td><td>Rent and other real property income</td><td>Subtract Line b from Line a</td></tr> </table>			a.	Gross receipts	\$	b.	Ordinary and necessary operating expenses	\$	c.	Rent and other real property income	Subtract Line b from Line a	\$	\$
a.	Gross receipts	\$												
b.	Ordinary and necessary operating expenses	\$												
c.	Rent and other real property income	Subtract Line b from Line a												
6	Interest, dividends and royalties.			\$	\$									
7	Pension and retirement income.			\$	\$									
8	<p>Any amounts paid by another person or entity, on a regular basis, for the household expenses of the debtor or the debtor’s dependents, including child support paid for that purpose. Do not include alimony or separate maintenance payments or amounts paid by your spouse if Column B is completed.</p>			\$	\$									
9	<p>Unemployment compensation. Enter the amount in the appropriate column(s) of Line 9. However, if you contend that unemployment compensation received by you or your spouse was a benefit under the Social Security Act, do not list the amount of such compensation in Column A or B, but instead state the amount in the space below:</p> <table border="1" style="width: 100%; border-collapse: collapse;"> <tr> <td style="width: 40%;">Unemployment compensation claimed to be a benefit under the Social Security Act</td><td style="width: 30%;">Debtor \$ _____</td><td style="width: 30%;">Spouse \$ _____</td></tr> </table>			Unemployment compensation claimed to be a benefit under the Social Security Act	Debtor \$ _____	Spouse \$ _____	\$	\$						
Unemployment compensation claimed to be a benefit under the Social Security Act	Debtor \$ _____	Spouse \$ _____												

10	Income from all other sources. Specify source and amount. If necessary, list additional sources on a separate page. Do not include alimony or separate maintenance payments paid by your spouse if Column B is completed, but include all other payments of alimony or separate maintenance. Do not include any benefits received under the Social Security Act or payments received as a victim of a war crime, crime against humanity, or as a victim of international or domestic terrorism.								
	<table border="1"> <tr> <td>a.</td> <td></td> <td>\$</td> </tr> <tr> <td>b.</td> <td></td> <td>\$</td> </tr> </table>	a.		\$	b.		\$		
a.		\$							
b.		\$							
	Total and enter on Line 10	\$	\$						
11	Subtotal of Current Monthly Income for § 707(b)(7). Add Lines 3 thru 10 in Column A, and, if Column B is completed, add Lines 3 through 10 in Column B. Enter the total(s).	\$	\$						
12	Total Current Monthly Income for § 707(b)(7). If Column B has been completed, add Line 11, Column A to Line 11, Column B, and enter the total. If Column B has not been completed, enter the amount from Line 11, Column A.	\$							
Part III. APPLICATION OF § 707(b)(7) EXCLUSION									
13	Annualized Current Monthly Income for § 707(b)(7). Multiply the amount from Line 12 by the number 12 and enter the result.		\$						
14	Applicable median family income. Enter the median family income for the applicable state and household size. (This information is available by family size at www.usdoj.gov/ust/ or from the clerk of the bankruptcy court.) a. Enter debtor's state of residence: _____ b. Enter debtor's household size: _____		\$						
15	Application of Section 707(b)(7). Check the applicable box and proceed as directed. <input type="checkbox"/> The amount on Line 13 is less than or equal to the amount on Line 14. Check the box for "The presumption does not arise" at the top of page 1 of this statement, and complete Part VIII; do not complete Parts IV, V, VI or VII. <input type="checkbox"/> The amount on Line 13 is more than the amount on Line 14. Complete the remaining parts of this statement.								

Complete Parts IV, V, VI, and VII of this statement only if required. (See Line 15.)

Part IV. CALCULATION OF CURRENT MONTHLY INCOME FOR § 707(b)(2)												
16	Enter the amount from Line 12.		\$									
17	Marital adjustment. If you checked the box at Line 2.c, enter on Line 17 the total of any income listed in Line 11, Column B that was NOT paid on a regular basis for the household expenses of the debtor or the debtor's dependents. Specify in the lines below the basis for excluding the Column B income (such as payment of the spouse's tax liability or the spouse's support of persons other than the debtor or the debtor's dependents) and the amount of income devoted to each purpose. If necessary, list additional adjustments on a separate page. If you did not check box at Line 2.c, enter zero.											
	<table border="1"> <tr> <td>a.</td> <td></td> <td>\$</td> </tr> <tr> <td>b.</td> <td></td> <td>\$</td> </tr> <tr> <td>c.</td> <td></td> <td>\$</td> </tr> </table>	a.		\$	b.		\$	c.		\$		
a.		\$										
b.		\$										
c.		\$										
	Total and enter on Line 17.		\$									
18	Current monthly income for § 707(b)(2). Subtract Line 17 from Line 16 and enter the result.		\$									
Part V. CALCULATION OF DEDUCTIONS FROM INCOME												
Subpart A: Deductions under Standards of the Internal Revenue Service (IRS)												
19A	National Standards: food, clothing and other items. Enter in Line 19A the "Total" amount from IRS National Standards for Food, Clothing and Other Items for the applicable household size. (This information is available at www.usdoj.gov/ust/ or from the clerk of the bankruptcy court.)		\$									

19B	<p>National Standards: health care. Enter in Line a1 below the amount from IRS National Standards for Out-of-Pocket Health Care for persons under 65 years of age, and in Line a2 the IRS National Standards for Out-of-Pocket Health Care for persons 65 years of age or older. (This information is available at www.usdoj.gov/ust/ or from the clerk of the bankruptcy court.) Enter in Line b1 the number of members of your household who are under 65 years of age, and enter in Line b2 the number of members of your household who are 65 years of age or older. (The total number of household members must be the same as the number stated in Line 14b.) Multiply Line a1 by Line b1 to obtain a total amount for household members under 65, and enter the result in Line c1. Multiply Line a2 by Line b2 to obtain a total amount for household members 65 and older, and enter the result in Line c2. Add Lines c1 and c2 to obtain a total health care amount, and enter the result in Line 19B.</p> <table border="1" style="width: 100%; border-collapse: collapse; margin-top: 10px;"> <thead> <tr> <th colspan="2" style="text-align: left;">Household members under 65 years of age</th><th colspan="2" style="text-align: left;">Household members 65 years of age or older</th></tr> </thead> <tbody> <tr> <td style="width: 5%;">a1.</td><td style="width: 40%;">Allowance per member</td><td style="width: 5%;">a2.</td><td style="width: 40%;">Allowance per member</td></tr> <tr> <td>b1.</td><td>Number of members</td><td>b2.</td><td>Number of members</td></tr> <tr> <td>c1.</td><td>Subtotal</td><td>c2.</td><td>Subtotal</td></tr> </tbody> </table>	Household members under 65 years of age		Household members 65 years of age or older		a1.	Allowance per member	a2.	Allowance per member	b1.	Number of members	b2.	Number of members	c1.	Subtotal	c2.	Subtotal	\$
Household members under 65 years of age		Household members 65 years of age or older																
a1.	Allowance per member	a2.	Allowance per member															
b1.	Number of members	b2.	Number of members															
c1.	Subtotal	c2.	Subtotal															
20A	<p>Local Standards: housing and utilities; non-mortgage expenses. Enter the amount of the IRS Housing and Utilities Standards; non-mortgage expenses for the applicable county and household size. (This information is available at www.usdoj.gov/ust/ or from the clerk of the bankruptcy court).</p>	\$																
20B	<p>Local Standards: housing and utilities; mortgage/rent expense. Enter, in Line a below, the amount of the IRS Housing and Utilities Standards; mortgage/rent expense for your county and household size (this information is available at www.usdoj.gov/ust/ or from the clerk of the bankruptcy court); enter on Line b the total of the Average Monthly Payments for any debts secured by your home, as stated in Line 42; subtract Line b from Line a and enter the result in Line 20B. Do not enter an amount less than zero.</p> <table border="1" style="width: 100%; border-collapse: collapse; margin-top: 10px;"> <tbody> <tr> <td style="width: 5%;">a.</td><td style="width: 60%;">IRS Housing and Utilities Standards; mortgage/rental expense</td><td style="width: 35%;">\$</td></tr> <tr> <td>b.</td><td>Average Monthly Payment for any debts secured by your home, if any, as stated in Line 42</td><td>\$</td></tr> <tr> <td>c.</td><td>Net mortgage/rental expense</td><td>Subtract Line b from Line a.</td></tr> </tbody> </table>	a.	IRS Housing and Utilities Standards; mortgage/rental expense	\$	b.	Average Monthly Payment for any debts secured by your home, if any, as stated in Line 42	\$	c.	Net mortgage/rental expense	Subtract Line b from Line a.	\$							
a.	IRS Housing and Utilities Standards; mortgage/rental expense	\$																
b.	Average Monthly Payment for any debts secured by your home, if any, as stated in Line 42	\$																
c.	Net mortgage/rental expense	Subtract Line b from Line a.																
21	<p>Local Standards: housing and utilities; adjustment. If you contend that the process set out in Lines 20A and 20B does not accurately compute the allowance to which you are entitled under the IRS Housing and Utilities Standards, enter any additional amount to which you contend you are entitled, and state the basis for your contention in the space below:</p> 	\$																
22A	<p>Local Standards: transportation; vehicle operation/public transportation expense. You are entitled to an expense allowance in this category regardless of whether you pay the expenses of operating a vehicle and regardless of whether you use public transportation.</p> <p>Check the number of vehicles for which you pay the operating expenses or for which the operating expenses are included as a contribution to your household expenses in Line 8.</p> <p><input type="checkbox"/> 0 <input type="checkbox"/> 1 <input type="checkbox"/> 2 or more.</p> <p>If you checked 0, enter on Line 22A the "Public Transportation" amount from IRS Local Standards: Transportation. If you checked 1 or 2 or more, enter on Line 22A the "Operating Costs" amount from IRS Local Standards: Transportation for the applicable number of vehicles in the applicable Metropolitan Statistical Area or Census Region. (These amounts are available at www.usdoj.gov/ust/ or from the clerk of the bankruptcy court.)</p>	\$																
22B	<p>Local Standards: transportation; additional public transportation expense. If you pay the operating expenses for a vehicle and also use public transportation, and you contend that you are entitled to an additional deduction for your public transportation expenses, enter on Line 22B the "Public Transportation" amount from IRS Local Standards: Transportation. (This amount is available at www.usdoj.gov/ust/ or from the clerk of the bankruptcy court.)</p>	\$																

23	<p>Local Standards: transportation ownership/lease expense; Vehicle 1. Check the number of vehicles for which you claim an ownership/lease expense. (You may not claim an ownership/lease expense for more than two vehicles.)</p> <p><input type="checkbox"/> 1 <input type="checkbox"/> 2 or more.</p> <p>Enter, in Line a below, the "Ownership Costs" for "One Car" from the IRS Local Standards: Transportation (available at www.usdoj.gov/ust/ or from the clerk of the bankruptcy court); enter in Line b the total of the Average Monthly Payments for any debts secured by Vehicle 1, as stated in Line 42; subtract Line b from Line a and enter the result in Line 23. Do not enter an amount less than zero.</p> <table border="1" data-bbox="213 365 1337 541"> <tr> <td>a.</td> <td>IRS Transportation Standards, Ownership Costs</td> <td>\$</td> </tr> <tr> <td>b.</td> <td>Average Monthly Payment for any debts secured by Vehicle 1, as stated in Line 42</td> <td>\$</td> </tr> <tr> <td>c.</td> <td>Net ownership/lease expense for Vehicle 1</td> <td>Subtract Line b from Line a.</td> </tr> </table>	a.	IRS Transportation Standards, Ownership Costs	\$	b.	Average Monthly Payment for any debts secured by Vehicle 1, as stated in Line 42	\$	c.	Net ownership/lease expense for Vehicle 1	Subtract Line b from Line a.	\$
a.	IRS Transportation Standards, Ownership Costs	\$									
b.	Average Monthly Payment for any debts secured by Vehicle 1, as stated in Line 42	\$									
c.	Net ownership/lease expense for Vehicle 1	Subtract Line b from Line a.									
24	<p>Local Standards: transportation ownership/lease expense; Vehicle 2. Complete this Line only if you checked the "2 or more" Box in Line 23.</p> <p>Enter, in Line a below, the "Ownership Costs" for "One Car" from the IRS Local Standards: Transportation (available at www.usdoj.gov/ust/ or from the clerk of the bankruptcy court); enter in Line b the total of the Average Monthly Payments for any debts secured by Vehicle 2, as stated in Line 42; subtract Line b from Line a and enter the result in Line 24. Do not enter an amount less than zero.</p> <table border="1" data-bbox="213 747 1337 930"> <tr> <td>a.</td> <td>IRS Transportation Standards, Ownership Costs</td> <td>\$</td> </tr> <tr> <td>b.</td> <td>Average Monthly Payment for any debts secured by Vehicle 2, as stated in Line 42</td> <td>\$</td> </tr> <tr> <td>c.</td> <td>Net ownership/lease expense for Vehicle 2</td> <td>Subtract Line b from Line a.</td> </tr> </table>	a.	IRS Transportation Standards, Ownership Costs	\$	b.	Average Monthly Payment for any debts secured by Vehicle 2, as stated in Line 42	\$	c.	Net ownership/lease expense for Vehicle 2	Subtract Line b from Line a.	\$
a.	IRS Transportation Standards, Ownership Costs	\$									
b.	Average Monthly Payment for any debts secured by Vehicle 2, as stated in Line 42	\$									
c.	Net ownership/lease expense for Vehicle 2	Subtract Line b from Line a.									
25	<p>Other Necessary Expenses: taxes. Enter the total average monthly expense that you actually incur for all federal, state and local taxes, other than real estate and sales taxes, such as income taxes, self-employment taxes, social-security taxes, and Medicare taxes. Do not include real estate or sales taxes.</p>	\$									
26	<p>Other Necessary Expenses: involuntary deductions for employment. Enter the total average monthly payroll deductions that are required for your employment, such as retirement contributions, union dues, and uniform costs. Do not include discretionary amounts, such as voluntary 401(k) contributions.</p>	\$									
27	<p>Other Necessary Expenses: life insurance. Enter total average monthly premiums that you actually pay for term life insurance for yourself. Do not include premiums for insurance on your dependents, for whole life or for any other form of insurance.</p>	\$									
28	<p>Other Necessary Expenses: court-ordered payments. Enter the total monthly amount that you are required to pay pursuant to the order of a court or administrative agency, such as spousal or child support payments. Do not include payments on past due obligations included in Line 44.</p>	\$									
29	<p>Other Necessary Expenses: education for employment or for a physically or mentally challenged child. Enter the total average monthly amount that you actually expend for education that is a condition of employment and for education that is required for a physically or mentally challenged dependent child for whom no public education providing similar services is available.</p>	\$									
30	<p>Other Necessary Expenses: childcare. Enter the total average monthly amount that you actually expend on childcare—such as baby-sitting, day care, nursery and preschool. Do not include other educational payments.</p>	\$									
31	<p>Other Necessary Expenses: health care. Enter the total average monthly amount that you actually expend on health care that is required for the health and welfare of yourself or your dependents, that is not reimbursed by insurance or paid by a health savings account, and that is in excess of the amount entered in Line 19B. Do not include payments for health insurance or health savings accounts listed in Line 34.</p>	\$									
32	<p>Other Necessary Expenses: telecommunication services. Enter the total average monthly amount that you actually pay for telecommunication services other than your basic home telephone and cell phone service—such as pagers, call waiting, caller id, special long distance, or internet service—to the extent necessary for your health and welfare or that of your dependents. Do not include any amount previously deducted.</p>	\$									
33	<p>Total Expenses Allowed under IRS Standards. Enter the total of Lines 19 through 32.</p>	\$									

Subpart B: Additional Living Expense Deductions**Note: Do not include any expenses that you have listed in Lines 19-32**

34	<p>Health Insurance, Disability Insurance, and Health Savings Account Expenses. List the monthly expenses in the categories set out in lines a-c below that are reasonably necessary for yourself, your spouse, or your dependents.</p> <table border="1" data-bbox="204 302 1177 449"> <tr> <td>a.</td> <td>Health Insurance</td> <td>\$</td> </tr> <tr> <td>b.</td> <td>Disability Insurance</td> <td>\$</td> </tr> <tr> <td>c.</td> <td>Health Savings Account</td> <td>\$</td> </tr> </table> <p>Total and enter on Line 34</p> <p>If you do not actually expend this total amount, state your actual total average monthly expenditures in the space below: \$ _____</p>	a.	Health Insurance	\$	b.	Disability Insurance	\$	c.	Health Savings Account	\$	<p>\$</p>
a.	Health Insurance	\$									
b.	Disability Insurance	\$									
c.	Health Savings Account	\$									
35	<p>Continued contributions to the care of household or family members. Enter the total average actual monthly expenses that you will continue to pay for the reasonable and necessary care and support of an elderly, chronically ill, or disabled member of your household or member of your immediate family who is unable to pay for such expenses.</p>	<p>\$</p>									
36	<p>Protection against family violence. Enter the total average reasonably necessary monthly expenses that you actually incurred to maintain the safety of your family under the Family Violence Prevention and Services Act or other applicable federal law. The nature of these expenses is required to be kept confidential by the court.</p>	<p>\$</p>									
37	<p>Home energy costs. Enter the total average monthly amount, in excess of the allowance specified by IRS Local Standards for Housing and Utilities, that you actually expend for home energy costs. You must provide your case trustee with documentation of your actual expenses, and you must demonstrate that the additional amount claimed is reasonable and necessary.</p>	<p>\$</p>									
38	<p>Education expenses for dependent children less than 18. Enter the total average monthly expenses that you actually incur, not to exceed \$137.50 per child, for attendance at a private or public elementary or secondary school by your dependent children less than 18 years of age. You must provide your case trustee with documentation of your actual expenses, and you must explain why the amount claimed is reasonable and necessary and not already accounted for in the IRS Standards.</p>	<p>\$</p>									
39	<p>Additional food and clothing expense. Enter the total average monthly amount by which your food and clothing expenses exceed the combined allowances for food and clothing (apparel and services) in the IRS National Standards, not to exceed 5% of those combined allowances. (This information is available at www.usdoj.gov/ust/ or from the clerk of the bankruptcy court.) You must demonstrate that the additional amount claimed is reasonable and necessary.</p>	<p>\$</p>									
40	<p>Continued charitable contributions. Enter the amount that you will continue to contribute in the form of cash or financial instruments to a charitable organization as defined in 26 U.S.C. § 170(c)(1)-(2).</p>	<p>\$</p>									
41	<p>Total Additional Expense Deductions under § 707(b). Enter the total of Lines 34 through 40</p>	<p>\$</p>									

Subpart C: Deductions for Debt Payment

42	<p>Future payments on secured claims. For each of your debts that is secured by an interest in property that you own, list the name of the creditor, identify the property securing the debt, state the Average Monthly Payment, and check whether the payment includes taxes or insurance. The Average Monthly Payment is the total of all amounts scheduled as contractually due to each Secured Creditor in the 60 months following the filing of the bankruptcy case, divided by 60. If necessary, list additional entries on a separate page. Enter the total of the Average Monthly Payments on Line 42.</p> <table border="1" style="width: 100%; border-collapse: collapse;"> <thead> <tr> <th style="width: 5%;"></th> <th style="width: 20%;">Name of Creditor</th> <th style="width: 35%;">Property Securing the Debt</th> <th style="width: 15%;">Average Monthly Payment</th> <th style="width: 25%;">Does payment include taxes or insurance?</th> </tr> </thead> <tbody> <tr> <td>a.</td> <td></td> <td></td> <td>\$</td> <td><input type="checkbox"/> yes <input type="checkbox"/> no</td> </tr> <tr> <td>b.</td> <td></td> <td></td> <td>\$</td> <td><input type="checkbox"/> yes <input type="checkbox"/> no</td> </tr> <tr> <td>c.</td> <td></td> <td></td> <td>\$</td> <td><input type="checkbox"/> yes <input type="checkbox"/> no</td> </tr> <tr> <td></td> <td></td> <td></td> <td>Total: Add Lines a, b and c.</td> <td></td> </tr> </tbody> </table>					Name of Creditor	Property Securing the Debt	Average Monthly Payment	Does payment include taxes or insurance?	a.			\$	<input type="checkbox"/> yes <input type="checkbox"/> no	b.			\$	<input type="checkbox"/> yes <input type="checkbox"/> no	c.			\$	<input type="checkbox"/> yes <input type="checkbox"/> no				Total: Add Lines a, b and c.		\$
	Name of Creditor	Property Securing the Debt	Average Monthly Payment	Does payment include taxes or insurance?																										
a.			\$	<input type="checkbox"/> yes <input type="checkbox"/> no																										
b.			\$	<input type="checkbox"/> yes <input type="checkbox"/> no																										
c.			\$	<input type="checkbox"/> yes <input type="checkbox"/> no																										
			Total: Add Lines a, b and c.																											
43	<p>Other payments on secured claims. If any of debts listed in Line 42 are secured by your primary residence, a motor vehicle, or other property necessary for your support or the support of your dependents, you may include in your deduction 1/60th of any amount (the "cure amount") that you must pay the creditor in addition to the payments listed in Line 42, in order to maintain possession of the property. The cure amount would include any sums in default that must be paid in order to avoid repossession or foreclosure. List and total any such amounts in the following chart. If necessary, list additional entries on a separate page.</p> <table border="1" style="width: 100%; border-collapse: collapse;"> <thead> <tr> <th style="width: 5%;"></th> <th style="width: 20%;">Name of Creditor</th> <th style="width: 35%;">Property Securing the Debt</th> <th style="width: 40%;">1/60th of the Cure Amount</th> </tr> </thead> <tbody> <tr> <td>a.</td> <td></td> <td></td> <td>\$</td> </tr> <tr> <td>b.</td> <td></td> <td></td> <td>\$</td> </tr> <tr> <td>c.</td> <td></td> <td></td> <td>\$</td> </tr> <tr> <td></td> <td></td> <td></td> <td>Total: Add Lines a, b and c</td> </tr> </tbody> </table>					Name of Creditor	Property Securing the Debt	1/60th of the Cure Amount	a.			\$	b.			\$	c.			\$				Total: Add Lines a, b and c	\$					
	Name of Creditor	Property Securing the Debt	1/60th of the Cure Amount																											
a.			\$																											
b.			\$																											
c.			\$																											
			Total: Add Lines a, b and c																											
44	<p>Payments on prepetition priority claims. Enter the total amount, divided by 60, of all priority claims, such as priority tax, child support and alimony claims, for which you were liable at the time of your bankruptcy filing. Do not include current obligations, such as those set out in Line 28.</p>				\$																									
45	<p>Chapter 13 administrative expenses. If you are eligible to file a case under chapter 13, complete the following chart, multiply the amount in line a by the amount in line b, and enter the resulting administrative expense.</p> <table border="1" style="width: 100%; border-collapse: collapse;"> <tbody> <tr> <td style="width: 5%;">a.</td> <td style="width: 65%;">Projected average monthly chapter 13 plan payment.</td> <td style="width: 30%;">\$</td> </tr> <tr> <td>b.</td> <td>Current multiplier for your district as determined under schedules issued by the Executive Office for United States Trustees. (This information is available at www.usdoj.gov/ust/ or from the clerk of the bankruptcy court.)</td> <td>x</td> </tr> <tr> <td>c.</td> <td>Average monthly administrative expense of chapter 13 case</td> <td>Total: Multiply Lines a and b</td> </tr> </tbody> </table>				a.	Projected average monthly chapter 13 plan payment.	\$	b.	Current multiplier for your district as determined under schedules issued by the Executive Office for United States Trustees. (This information is available at www.usdoj.gov/ust/ or from the clerk of the bankruptcy court.)	x	c.	Average monthly administrative expense of chapter 13 case	Total: Multiply Lines a and b	\$																
a.	Projected average monthly chapter 13 plan payment.	\$																												
b.	Current multiplier for your district as determined under schedules issued by the Executive Office for United States Trustees. (This information is available at www.usdoj.gov/ust/ or from the clerk of the bankruptcy court.)	x																												
c.	Average monthly administrative expense of chapter 13 case	Total: Multiply Lines a and b																												
46	<p>Total Deductions for Debt Payment. Enter the total of Lines 42 through 45.</p>				\$																									
Subpart D: Total Deductions from Income																														
47	<p>Total of all deductions allowed under § 707(b)(2). Enter the total of Lines 33, 41, and 46.</p>				\$																									

Part VI. DETERMINATION OF § 707(b)(2) PRESUMPTION

48	Enter the amount from Line 18 (Current monthly income for § 707(b)(2))	\$
49	Enter the amount from Line 47 (Total of all deductions allowed under § 707(b)(2))	\$
50	Monthly disposable income under § 707(b)(2). Subtract Line 49 from Line 48 and enter the result	\$
51	60-month disposable income under § 707(b)(2). Multiply the amount in Line 50 by the number 60 and enter the result.	\$
52	<p>Initial presumption determination. Check the applicable box and proceed as directed.</p> <p><input type="checkbox"/> The amount on Line 51 is less than \$6,575. Check the box for “The presumption does not arise” at the top of page 1 of this statement, and complete the verification in Part VIII. Do not complete the remainder of Part VI.</p> <p><input type="checkbox"/> The amount set forth on Line 51 is more than \$10,950. Check the box for “The presumption arises” at the top of page 1 of this statement, and complete the verification in Part VIII. You may also complete Part VII. Do not complete the remainder of Part VI.</p> <p><input type="checkbox"/> The amount on Line 51 is at least \$6,575, but not more than \$10,950. Complete the remainder of Part VI (Lines 53 through 55).</p>	
53	Enter the amount of your total non-priority unsecured debt	\$
54	Threshold debt payment amount. Multiply the amount in Line 53 by the number 0.25 and enter the result.	\$
55	<p>Secondary presumption determination. Check the applicable box and proceed as directed.</p> <p><input type="checkbox"/> The amount on Line 51 is less than the amount on Line 54. Check the box for “The presumption does not arise” at the top of page 1 of this statement, and complete the verification in Part VIII.</p> <p><input type="checkbox"/> The amount on Line 51 is equal to or greater than the amount on Line 54. Check the box for “The presumption arises” at the top of page 1 of this statement, and complete the verification in Part VIII. You may also complete Part VII.</p>	

Part VII: ADDITIONAL EXPENSE CLAIMS

56	<p>Other Expenses. List and describe any monthly expenses, not otherwise stated in this form, that are required for the health and welfare of you and your family and that you contend should be an additional deduction from your current monthly income under § 707(b)(2)(A)(ii)(I). If necessary, list additional sources on a separate page. All figures should reflect your average monthly expense for each item. Total the expenses.</p> <table border="1" style="width: 100%; border-collapse: collapse;"> <thead> <tr> <th style="width: 5%;"></th> <th style="width: 70%;">Expense Description</th> <th style="width: 25%;">Monthly Amount</th> </tr> </thead> <tbody> <tr> <td style="text-align: center;">a.</td> <td></td> <td style="text-align: center;">\$</td> </tr> <tr> <td style="text-align: center;">b.</td> <td></td> <td style="text-align: center;">\$</td> </tr> <tr> <td style="text-align: center;">c.</td> <td></td> <td style="text-align: center;">\$</td> </tr> <tr> <td></td> <td style="text-align: right;">Total: Add Lines a, b and c</td> <td style="text-align: center;">\$</td> </tr> </tbody> </table>			Expense Description	Monthly Amount	a.		\$	b.		\$	c.		\$		Total: Add Lines a, b and c	\$
	Expense Description	Monthly Amount															
a.		\$															
b.		\$															
c.		\$															
	Total: Add Lines a, b and c	\$															

Part VIII: VERIFICATION

57	<p>I declare under penalty of perjury that the information provided in this statement is true and correct. <i>(If this is a joint case, both debtors must sign.)</i></p> <div style="display: flex; justify-content: space-between; margin-top: 20px;"> <div style="width: 45%;"> <p>Date: _____</p> <p>Date: _____</p> </div> <div style="width: 45%;"> <p>Signature: _____ <i>(Debtor)</i></p> <p>Signature: _____ <i>(Joint Debtor, if any)</i></p> </div> </div>	
----	--	--

UNITED STATES BANKRUPTCY COURT

In re _____,
Debtor

Case No. _____

Chapter _____

DEBTOR'S CERTIFICATION OF COMPLETION OF POSTPETITION INSTRUCTIONAL COURSE CONCERNING PERSONAL FINANCIAL MANAGEMENT

Every individual debtor in a chapter 7, chapter 11 in which § 1141(d)(3) applies, or chapter 13 case must file this certification. If a joint petition is filed, each spouse must complete and file a separate certification. Complete one of the following statements and file by the deadline stated below:

☐ I, _____, the debtor in the above-styled case, hereby
(Printed Name of Debtor)
certify that on _____ (Date), I completed an instructional course in personal financial management
provided by _____, an approved personal financial
(Name of Provider)
management provider.

Certificate No. (if any): _____.

☐ I, _____, the debtor in the above-styled case, hereby
(Printed Name of Debtor)
certify that no personal financial management course is required because of [Check the appropriate box.]:

- ☐ Incapacity or disability, as defined in 11 U.S.C. § 109(h);
- ☐ Active military duty in a military combat zone; or
- ☐ Residence in a district in which the United States trustee (or bankruptcy administrator) has determined that the approved instructional courses are not adequate at this time to serve the additional individuals who would otherwise be required to complete such courses.

Signature of Debtor: _____

Date: _____

Instructions: Use this form only to certify whether you completed a course in personal financial management. (Fed. R. Bankr. P. 1007(b)(7).) Do NOT use this form to file the certificate given to you by your prepetition credit counseling provider and do NOT include with the petition when filing your case.

Filing Deadlines: In a chapter 7 case, file within 45 days of the first date set for the meeting of creditors under § 341 of the Bankruptcy Code. In a chapter 11 or 13 case, file no later than the last payment made by the debtor as required by the plan or the filing of a motion for a discharge under § 1141(d)(5)(B) or § 1328(b) of the Code. (See Fed. R. Bankr. P. 1007(c).)

United States Bankruptcy Court

District Of _____

In re _____,
DebtorCase No. _____
Chapter _____**REAFFIRMATION AGREEMENT COVER SHEET**

This form must be completed in its entirety and filed, with the reaffirmation agreement attached, within the time set under Rule 4008. It may be filed by any party to the reaffirmation agreement.

1. Creditor's Name: _____
2. Amount of the debt subject to this reaffirmation agreement:
\$ _____ on the date of bankruptcy \$ _____ to be paid under reaffirmation agreement
3. Annual percentage rate of interest: _____% prior to bankruptcy
_____ % under reaffirmation agreement (_____ Fixed Rate _____ Adjustable Rate)
4. Repayment terms (if fixed rate): \$ _____ per month for _____ months
5. Collateral, if any, securing the debt: Current market value: \$ _____
Description: _____
6. Does the creditor assert that the debt is nondischargeable? ____ Yes ____ No
(If yes, attach a declaration setting forth the nature of the debt and basis for the contention that the debt is nondischargeable.)

Debtor's Schedule I and J EntriesDebtor's Income and Expenses
as Stated on Reaffirmation Agreement

- | | |
|--|---|
| 7A. Total monthly income from \$ _____
Schedule I, line 16 | 7B. Monthly income from all \$ _____
sources after payroll deductions |
| 8A. Total monthly expenses \$ _____
from Schedule J, line 18 | 8B. Monthly expenses \$ _____ |
| 9A. Total monthly payments on \$ _____
reaffirmed debts not listed on
Schedule J | 9B. Total monthly payments on \$ _____
reaffirmed debts not included in
monthly expenses |
| | 10B. Net monthly income \$ _____
(Subtract sum of lines 8B and 9B from
line 7B. If total is less than zero, put the
number in brackets.) |

11. Explain with specificity any difference between the income amounts (7A and 7B):

12. Explain with specificity any difference between the expense amounts (8A and 8B):

If line 11 or 12 is completed, the undersigned debtor, and joint debtor if applicable, certifies that any explanation contained on those lines is true and correct.

Signature of Debtor (only required if
line 11 or 12 is completed)

Signature of Joint Debtor (if applicable, and only
required if line 11 or 12 is completed)

Other Information

☐ Check this box if the total on line 10B is less than zero. If that number is less than zero, a presumption of undue hardship arises (unless the creditor is a credit union) and you must explain with specificity the sources of funds available to the Debtor to make the monthly payments on the reaffirmed debt: _____

Was debtor represented by counsel during the course of negotiating this reaffirmation agreement?

_____Yes _____No

If debtor was represented by counsel during the course of negotiating this reaffirmation agreement, has counsel executed a certification (affidavit or declaration) in support of the reaffirmation agreement?

_____Yes _____No

FILER'S CERTIFICATION

I hereby certify that the attached agreement is a true and correct copy of the reaffirmation agreement between the parties identified on this Reaffirmation Agreement Cover Sheet.

Signature

Print/Type Name & Signer's Relation to Case

UNITED STATES BANKRUPTCY COURT

NOTICE TO CONSUMER DEBTOR(S) UNDER §342(b) OF THE BANKRUPTCY CODE

In accordance with § 342(b) of the Bankruptcy Code, this notice to individuals with primarily consumer debts: (1) Describes briefly the services available from credit counseling services; (2) Describes briefly the purposes, benefits and costs of the four types of bankruptcy proceedings you may commence; and (3) Informs you about bankruptcy crimes and notifies you that the Attorney General may examine all information you supply in connection with a bankruptcy case.

You are cautioned that bankruptcy law is complicated and not easily described. Thus, you may wish to seek the advice of an attorney to learn of your rights and responsibilities should you decide to file a petition. Court employees cannot give you legal advice.

Notices from the bankruptcy court are sent to the mailing address you list on your bankruptcy petition. In order to ensure that you receive information about events concerning your case, Bankruptcy Rule 4002 requires that you notify the court of any changes in your address. If you are filing a **joint case** (a single bankruptcy case for two individuals married to each other), and each spouse lists the same mailing address on the bankruptcy petition, you and your spouse will generally receive a single copy of each notice mailed from the bankruptcy court in a jointly-addressed envelope, unless you file a statement with the court requesting that each spouse receive a separate copy of all notices.

1. Services Available from Credit Counseling Agencies

With limited exceptions, § 109(h) of the Bankruptcy Code requires that all individual debtors who file for bankruptcy relief on or after October 17, 2005, receive a briefing that outlines the available opportunities for credit counseling and provides assistance in performing a budget analysis. The briefing must be given within 180 days **before** the bankruptcy filing. The briefing may be provided individually or in a group (including briefings conducted by telephone or on the Internet) and must be provided by a nonprofit budget and credit counseling agency approved by the United States trustee or bankruptcy administrator. The clerk of the bankruptcy court has a list that you may consult of the approved budget and credit counseling agencies. Each debtor in a joint case must complete the briefing.

In addition, after filing a bankruptcy case, an individual debtor generally must complete a financial management instructional course before he or she can receive a discharge. The clerk also has a list of approved financial management instructional courses. Each debtor in a joint case must complete the course.

2. The Four Chapters of the Bankruptcy Code Available to Individual Consumer Debtors

Chapter 7: Liquidation (\$245 filing fee, \$39 administrative fee, \$15 trustee surcharge: Total fee \$299)

1. Chapter 7 is designed for debtors in financial difficulty who do not have the ability to pay their existing debts. Debtors whose debts are primarily consumer debts are subject to a “means test” designed to determine whether the case should be permitted to proceed under chapter 7. If your income is greater than the median income for your state of residence and family size, in some cases, creditors have the right to file a motion requesting that the court dismiss your case under § 707(b) of the Code. It is up to the court to decide whether the case should be dismissed.

2. Under chapter 7, you may claim certain of your property as exempt under governing law. A trustee may have the right to take possession of and sell the remaining property that is not exempt and use the sale proceeds to pay your creditors.

3. The purpose of filing a chapter 7 case is to obtain a discharge of your existing debts. If, however, you are found to have committed certain kinds of improper conduct described in the Bankruptcy Code, the court may deny your discharge and, if it does, the purpose for which you filed the bankruptcy petition will be defeated.

4. Even if you receive a general discharge, some particular debts are not discharged under the law. Therefore, you may still be responsible for most taxes and student loans; debts incurred to pay nondischargeable taxes; domestic support and property settlement obligations; most fines, penalties, forfeitures, and criminal restitution obligations; certain debts which are not properly listed in your bankruptcy papers; and debts for death or personal injury caused by operating a motor vehicle, vessel, or aircraft while intoxicated from alcohol or drugs. Also, if a creditor can prove that a debt arose from fraud, breach of fiduciary duty, or theft, or from a willful and malicious injury, the bankruptcy court may determine that the debt is not discharged.

Chapter 13: Repayment of All or Part of the Debts of an Individual with Regular Income (\$235 filing fee, \$39 administrative fee: Total fee \$274)

1. Chapter 13 is designed for individuals with regular income who would like to pay all or part of their debts in installments over a period of time. You are only eligible for chapter 13 if your debts do not exceed certain dollar amounts set forth in the Bankruptcy Code.

2. Under chapter 13, you must file with the court a plan to repay your creditors all or part of the money that you owe them, using your future earnings. The period allowed by the court to repay your debts may be three years or five years, depending upon your income and other factors. The court must approve your plan before it can take effect.

3. After completing the payments under your plan, your debts are generally discharged except for domestic support obligations; most student loans; certain taxes; most criminal fines and restitution obligations; certain debts which are not properly listed in your bankruptcy papers; certain debts for acts that caused death or personal injury; and certain long term secured obligations.

Chapter 11: Reorganization (\$1000 filing fee, \$39 administrative fee: Total fee \$1039)

Chapter 11 is designed for the reorganization of a business but is also available to consumer debtors. Its provisions are quite complicated, and any decision by an individual to file a chapter 11 petition should be reviewed with an attorney.

Chapter 12: Family Farmer or Fisherman (\$200 filing fee, \$39 administrative fee: Total fee \$239)

Chapter 12 is designed to permit family farmers and fishermen to repay their debts over a period of time from future earnings and is similar to chapter 13. The eligibility requirements are restrictive, limiting its use to those whose income arises primarily from a family-owned farm or commercial fishing operation.

3. Bankruptcy Crimes and Availability of Bankruptcy Papers to Law Enforcement Officials

A person who knowingly and fraudulently conceals assets or makes a false oath or statement under penalty of perjury, either orally or in writing, in connection with a bankruptcy case is subject to a fine, imprisonment, or both. All information supplied by a debtor in connection with a bankruptcy case is subject to examination by the Attorney General acting through the Office of the United States Trustee, the Office of the United States Attorney, and other components and employees of the Department of Justice.

WARNING: Section 521(a)(1) of the Bankruptcy Code requires that you promptly file detailed information regarding your creditors, assets, liabilities, income, expenses and general financial condition. Your bankruptcy case may be dismissed if this information is not filed with the court within the time deadlines set by the Bankruptcy Code, the Bankruptcy Rules, and the local rules of the court.

Certificate of [Non-Attorney] Bankruptcy Petition Preparer

I, the [non-attorney] bankruptcy petition preparer signing the debtor's petition, hereby certify that I delivered to the debtor this notice required by § 342(b) of the Bankruptcy Code.

Printed name and title, if any, of Bankruptcy Petition Preparer
Address:

X _____

Signature of Bankruptcy Petition Preparer or officer,
principal, responsible person, or partner whose Social
Security number is provided above.

Social Security number (If the bankruptcy petition
preparer is not an individual, state the Social Security
number of the officer, principal, responsible person, or
partner of the bankruptcy petition preparer.) (Required
by 11 U.S.C. § 110.)

Certificate of the Debtor

I (We), the debtor(s), affirm that I (we) have received and read this notice.

Printed Name(s) of Debtor(s)

Case No. (if known) _____

X _____
Signature of Debtor Date

X _____
Signature of Joint Debtor (if any) Date

☐ **Presumption of Undue Hardship**
☐ **No Presumption of Undue Hardship**
(Check box as directed in Part D: Debtor's Statement
in Support of Reaffirmation Agreement.)

UNITED STATES BANKRUPTCY COURT

_____**District of**_____

In re _____,
Debtor

Case No. _____
Chapter _____

REAFFIRMATION AGREEMENT

[Indicate all documents included in this filing by checking each applicable box.]

- | | |
|---|--|
| <input type="checkbox"/> Part A: Disclosures, Instructions, and
Notice to Debtor (pages 1 - 5) | <input type="checkbox"/> Part D: Debtor's Statement in
Support of Reaffirmation Agreement |
| <input type="checkbox"/> Part B: Reaffirmation Agreement | <input type="checkbox"/> Part E: Motion for Court Approval |
| <input type="checkbox"/> Part C: Certification by Debtor's Attorney | |

*[Note: Complete Part E only if debtor was not represented by an attorney during
the course of negotiating this agreement. **Note also:** If you complete Part E, you must
prepare and file Form 240B - Order on Reaffirmation Agreement.]*

Name of Creditor: _____

- ☐ *[Check this box if]* Creditor is a Credit Union as defined in §19(b)(1)(a)(iv) of the
Federal Reserve Act

PART A: DISCLOSURE STATEMENT, INSTRUCTIONS AND NOTICE TO DEBTOR

1. DISCLOSURE STATEMENT

Before Agreeing to Reaffirm a Debt, Review These Important Disclosures:

SUMMARY OF REAFFIRMATION AGREEMENT

This Summary is made pursuant to the requirements of the Bankruptcy Code.

AMOUNT REAFFIRMED

The amount of debt you have agreed to reaffirm: \$ _____

*The amount of debt you have agreed to reaffirm includes all fees and costs (if any) that have
accrued as of the date of this disclosure. Your credit agreement may obligate you to pay additional
amounts which may come due after the date of this disclosure. Consult your credit agreement.*

ANNUAL PERCENTAGE RATE

[The annual percentage rate can be disclosed in different ways, depending on the type of debt.]

a. If the debt is an extension of “credit” under an “open end credit plan,” as those terms are defined in § 103 of the Truth in Lending Act, such as a credit card, the creditor may disclose the annual percentage rate shown in (i) below or, to the extent this rate is not readily available or not applicable, the simple interest rate shown in (ii) below, or both.

(i) The Annual Percentage Rate disclosed, or that would have been disclosed, to the debtor in the most recent periodic statement prior to entering into the reaffirmation agreement described in Part B below or, if no such periodic statement was given to the debtor during the prior six months, the annual percentage rate as it would have been so disclosed at the time of the disclosure statement: _____%.

--- And/Or ---

(ii) The simple interest rate applicable to the amount reaffirmed as of the date this disclosure statement is given to the debtor: _____%. If different simple interest rates apply to different balances included in the amount reaffirmed, the amount of each balance and the rate applicable to it are:

\$ _____ @ _____ %;
\$ _____ @ _____ %;
\$ _____ @ _____ %.

b. If the debt is an extension of credit other than under than an open end credit plan, the creditor may disclose the annual percentage rate shown in (I) below, or, to the extent this rate is not readily available or not applicable, the simple interest rate shown in (ii) below, or both.

(i) The Annual Percentage Rate under §128(a)(4) of the Truth in Lending Act, as disclosed to the debtor in the most recent disclosure statement given to the debtor prior to entering into the reaffirmation agreement with respect to the debt or, if no such disclosure statement was given to the debtor, the annual percentage rate as it would have been so disclosed: _____%.

--- And/Or ---

(ii) The simple interest rate applicable to the amount reaffirmed as of the date this disclosure statement is given to the debtor: _____%. If different simple interest rates apply to different balances included in the amount reaffirmed,

the amount of each balance and the rate applicable to it are:

\$ _____ @ _____ %;

\$ _____ @ _____ %;

\$ _____ @ _____ %.

c. If the underlying debt transaction was disclosed as a variable rate transaction on the most recent disclosure given under the Truth in Lending Act:

The interest rate on your loan may be a variable interest rate which changes from time to time, so that the annual percentage rate disclosed here may be higher or lower.

d. If the reaffirmed debt is secured by a security interest or lien, which has not been waived or determined to be void by a final order of the court, the following items or types of items of the debtor's goods or property remain subject to such security interest or lien in connection with the debt or debts being reaffirmed in the reaffirmation agreement described in Part B.

Item or Type of Item

Original Purchase Price or Original Amount of Loan

Optional---At the election of the creditor, a repayment schedule using one or a combination of the following may be provided:

Repayment Schedule:

Your first payment in the amount of \$ _____ is due on _____ (date), but the future payment amount may be different. Consult your reaffirmation agreement or credit agreement, as applicable.

— Or —

Your payment schedule will be: _____ (number) payments in the amount of \$ _____ each, payable (monthly, annually, weekly, etc.) on the _____ (day) of each _____ (week, month, etc.), unless altered later by mutual agreement in writing.

— Or —

A reasonably specific description of the debtor's repayment obligations to the extent known by the creditor or creditor's representative.

2. INSTRUCTIONS AND NOTICE TO DEBTOR

Reaffirming a debt is a serious financial decision. The law requires you to take certain steps to make sure the decision is in your best interest. If these steps are not completed, the reaffirmation agreement is not effective, even though you have signed it.

1. Read the disclosures in this Part A carefully. Consider the decision to reaffirm carefully. Then, if you want to reaffirm, sign the reaffirmation agreement in Part B (or you may use a separate agreement you and your creditor agree on).

2. Complete and sign Part D and be sure you can afford to make the payments you are agreeing to make and have received a copy of the disclosure statement and a completed and signed reaffirmation agreement.

3. If you were represented by an attorney during the negotiation of your reaffirmation agreement, the attorney must have signed the certification in Part C.

4. If you were not represented by an attorney during the negotiation of your reaffirmation agreement, you must have completed and signed Part E.

5. The original of this disclosure must be filed with the court by you or your creditor. If a separate reaffirmation agreement (other than the one in Part B) has been signed, it must be attached.

6. If the creditor is not a Credit Union and you were represented by an attorney during the negotiation of your reaffirmation agreement, your reaffirmation agreement becomes effective upon filing with the court unless the reaffirmation is presumed to be an undue hardship as explained in Part D. If the creditor is a Credit Union and you were represented by an attorney during the negotiation of your reaffirmation agreement, your reaffirmation agreement becomes effective upon filing with the court.

7. If you were not represented by an attorney during the negotiation of your reaffirmation agreement, it will not be effective unless the court approves it. The court will notify you and the creditor of the hearing on your reaffirmation agreement. You must attend this hearing in bankruptcy court where the judge will review your reaffirmation agreement. The bankruptcy court must approve your reaffirmation agreement as consistent with your best interests, except that no court approval is required if your reaffirmation agreement is for a consumer debt secured by a mortgage, deed of trust, security deed, or other lien on your real property, like your home.

YOUR RIGHT TO RESCIND (CANCEL) YOUR REAFFIRMATION AGREEMENT

You may rescind (cancel) your reaffirmation agreement at any time before the bankruptcy court enters a discharge order, or before the expiration of the 60-day period that begins on the date your reaffirmation agreement is filed with the court, whichever occurs later. To rescind (cancel) your reaffirmation agreement, you must notify the creditor that your reaffirmation agreement is rescinded (or canceled).

Frequently Asked Questions:

What are your obligations if you reaffirm the debt? A reaffirmed debt remains your personal legal obligation. It is not discharged in your bankruptcy case. That means that if you default on your reaffirmed debt after your bankruptcy case is over, your creditor may be able to take your property or your wages. Otherwise, your obligations will be determined by the reaffirmation agreement which may have changed the terms of the original agreement. For example, if you are reaffirming an open end credit agreement, the creditor may be permitted by that agreement or applicable law to change the terms of that agreement in the future under certain conditions.

Are you required to enter into a reaffirmation agreement by any law? No, you are not required to reaffirm a debt by any law. Only agree to reaffirm a debt if it is in your best interest. Be sure you can afford the payments you agree to make.

What if your creditor has a security interest or lien? Your bankruptcy discharge does not eliminate any lien on your property. A “lien” is often referred to as a security interest, deed of trust, mortgage or security deed. Even if you do not reaffirm and your personal liability on the debt is discharged, because of the lien your creditor may still have the right to take the security property if you do not pay the debt or default on it. If the lien is on an item of personal property that is exempt under your State’s law or that the trustee has abandoned, you may be able to redeem the item rather than reaffirm the debt. To redeem, you make a single payment to the creditor equal to the current value of the security property, as agreed by the parties or determined by the court.

NOTE: When this disclosure refers to what a creditor “may” do, it does not use the word “may” to give the creditor specific permission. The word “may” is used to tell you what might occur if the law permits the creditor to take the action. If you have questions about your reaffirming a debt or what the law requires, consult with the attorney who helped you negotiate this agreement reaffirming a debt. If you don’t have an attorney helping you, the judge will explain the effect of your reaffirming a debt when the hearing on the reaffirmation agreement is held.

PART B: REAFFIRMATION AGREEMENT.

I (we) agree to reaffirm the debts arising under the credit agreement described below.

1. Brief description of credit agreement:

2. Description of any changes to the credit agreement made as part of this reaffirmation agreement:

SIGNATURE(S):

Borrower:

Accepted by creditor:

(Print Name)

(Printed Name of Creditor)

(Signature)

(Address of Creditor)

Date: _____

(Signature)

Co-borrower, if also reaffirming these debts:

(Print Name)

(Printed Name and Title of Individual
Signing for Creditor)

(Signature)

Date of creditor acceptance:

Date: _____

PART C: CERTIFICATION BY DEBTOR'S ATTORNEY (IF ANY).

[To be filed only if the attorney represented the debtor during the course of negotiating this agreement.]

I hereby certify that (1) this agreement represents a fully informed and voluntary agreement by the debtor; (2) this agreement does not impose an undue hardship on the debtor or any dependent of the debtor; and (3) I have fully advised the debtor of the legal effect and consequences of this agreement and any default under this agreement.

☐ *[Check box, if applicable and the creditor is not a Credit Union.]* A presumption of undue hardship has been established with respect to this agreement. In my opinion, however, the debtor is able to make the required payment.

Printed Name of Debtor's Attorney: _____

Signature of Debtor's Attorney: _____

Date: _____

PART D: DEBTOR'S STATEMENT IN SUPPORT OF REAFFIRMATION AGREEMENT

*[Read and complete sections 1 and 2, **OR**, if the creditor is a Credit Union and the debtor is represented by an attorney, read section 3. Sign the appropriate signature line(s) and date your signature. If you complete sections 1 and 2 **and** your income less monthly expenses does not leave enough to make the payments under this reaffirmation agreement, check the box at the top of page 1 indicating "Presumption of Undue Hardship." Otherwise, check the box at the top of page 1 indicating "No Presumption of Undue Hardship"]*

1. I believe this reaffirmation agreement will not impose an undue hardship on my dependents or me. I can afford to make the payments on the reaffirmed debt because my monthly income (take home pay plus any other income received) is \$_____, and my actual current monthly expenses including monthly payments on post-bankruptcy debt and other reaffirmation agreements total \$_____, leaving \$_____ to make the required payments on this reaffirmed debt.

I understand that if my income less my monthly expenses does not leave enough to make the payments, this reaffirmation agreement is presumed to be an undue hardship on me and must be reviewed by the court. However, this presumption may be overcome if I explain to the satisfaction of the court how I can afford to make the payments here: _____

(Use an additional page if needed for a full explanation.)

2. I received a copy of the Reaffirmation Disclosure Statement in Part A and a completed and signed reaffirmation agreement.

Signed: _____
(Debtor)

(Joint Debtor, if any)

Date: _____

— Or —

[If the creditor is a Credit Union and the debtor is represented by an attorney]

3. I believe this reaffirmation agreement is in my financial interest. I can afford to make the payments on the reaffirmed debt. I received a copy of the Reaffirmation Disclosure Statement in Part A and a completed and signed reaffirmation agreement.

Signed: _____
(Debtor)

(Joint Debtor, if any)

Date: _____

PART E: MOTION FOR COURT APPROVAL

[To be completed and filed only if the debtor is not represented by an attorney during the course of negotiating this agreement.]

MOTION FOR COURT APPROVAL OF REAFFIRMATION AGREEMENT

I (we), the debtor(s), affirm the following to be true and correct:

I am not represented by an attorney in connection with this reaffirmation agreement.

I believe this reaffirmation agreement is in my best interest based on the income and expenses I have disclosed in my Statement in Support of this reaffirmation agreement, and because (provide any additional relevant reasons the court should consider):

Therefore, I ask the court for an order approving this reaffirmation agreement under the following provisions (*check all applicable boxes*):

☐ 11 U.S.C. § 524(c)(6) (debtor is not represented by an attorney during the course of the negotiation of the reaffirmation agreement)

☐ 11 U.S.C. § 524(m) (presumption of undue hardship has arisen because monthly expenses exceed monthly income)

Signed: _____

(Debtor)

(Joint Debtor, if any)

Date: _____

United States Bankruptcy Court

_____ District of _____

In re _____,
Debtor

Case No. _____
Chapter _____

ORDER ON REAFFIRMATION AGREEMENT

The debtor(s) _____ has (have) filed a motion for approval of
(Name(s) of debtor(s))
the reaffirmation agreement dated _____ made between the debtor(s) and
(Date of agreement)
_____. The court held the hearing required by 11 U.S.C. § 524(d)
(Name of creditor)
on notice to the debtor(s) and the creditor on _____.
(Date)

- COURT ORDER:
- ☐ The court grants the debtor's motion under 11 U.S.C. § 524(c)(6)(A) and approves the reaffirmation agreement described above as not imposing an undue hardship on the debtor(s) or a dependent of the debtor(s) and as being in the best interest of the debtor(s).
 - ☐ The court grants the debtor's motion under 11 U.S.C. § 524(k)(8) and approves the reaffirmation agreement described above.
 - ☐ The court does not disapprove the reaffirmation agreement under 11 U.S.C. § 524(m).
 - ☐ The court disapproves the reaffirmation agreement under 11 U.S.C. § 524(m).
 - ☐ The court does not approve the reaffirmation agreement.

BY THE COURT

Date: _____

United States Bankruptcy Judge

[illegible]

UNITED STATES BANKRUPTCY COURT

DISTRICT OF _____

In re _____)
 [Set forth here all names including married,)
 maiden, and trade names used by debtor)
 within last 8 years.])
 Debtor)
 Address _____)
 _____)
 Last four digits of Social Security or Individual)
 Taxpayer Identification (ITIN) No(s). (if any): _____)
 Employer's Tax Identification (EIN) No(s). (if any): _____)

Case No. _____

Chapter 7

AMENDMENT COVER SHEET

Presented herewith are the original and one copy of the following:

- ☐ Voluntary Petition (Note: Spouse may not be added or deleted subsequent to initial filing.)
- ☐ Schedule A—Real Property
- ☐ Schedule B—Personal Property
- ☐ Schedule C—Property Claimed as Exempt
- ☐ Schedule D—Creditors Holding Secured Claims
- ☐ Schedule E—Creditors Holding Unsecured Priority Claims
- ☐ Schedule F—Creditors Holding Unsecured Nonpriority Claims
- ☐ Schedule G—Executory Contracts and Unexpired Leases
- ☐ Schedule H—Codebtors
- ☐ Schedule I—Current Income of Individual Debtor(s)
- ☐ Schedule J—Current Expenditures of Individual Debtor(s)
- ☐ Summary of Schedules
- ☐ Statement of Financial Affairs
- ☐ I have enclosed a \$26 fee because I am adding new creditors or changing addresses after the original Meeting of Creditors Notice has been sent.

 Signature of Debtor

 Signature of Debtor's Spouse

I (we) _____ and _____,
 the debtor(s) in this case, declare under penalty of perjury that the information set forth in the amendment attached hereto
 consisting of _____ pages is true and correct to the best of my (our) information and belief.

Dated: _____, 20____

 Signature of Debtor

 Signature of Debtor's Spouse



UNITED STATES BANKRUPTCY COURT

DISTRICT OF _____

In re _____)
[Set forth here all names including married,)
maiden, and trade names used by debtor)
within last 8 years.])
Debtor) Case No. _____)
Address _____)
_____) Chapter 7
_____)
Last four digits of Social Security or Individual)
Taxpayer Identification (ITIN) No(s). (if any): _____)
_____)
Employer's Tax Identification (EIN) No(s). (if any): _____)
_____)

NOTICE OF CHANGE OF ADDRESS

MY (OUR) FORMER MAILING ADDRESS AND PHONE NUMBER WAS:

Name: _____
Street: _____
City: _____
State/Zip: _____
Phone: () _____

PLEASE BE ADVISED THAT AS OF _____, 20____, MY (OUR) NEW MAILING
ADDRESS AND PHONE NUMBER IS:

Name: _____
Street: _____
City: _____
State/Zip: _____
Phone: () _____

Signature of Debtor

Signature of Debtor's Spouse



UNITED STATES BANKRUPTCY COURT

DISTRICT OF _____

In re _____)
 [Set forth here all names including married,)
 maiden, and trade names used by debtor)
 within last 8 years.])
 Debtor)
 Address _____)
 _____)
 Last four digits of Social Security or Individual)
 Taxpayer Identification (ITIN) No(s). (if any): _____)
 Employer's Tax Identification (EIN) No(s). (if any): _____)

Case No. _____

Chapter 7

SUPPLEMENTAL SCHEDULE FOR PROPERTY
 ACQUIRED AFTER BANKRUPTCY DISCHARGE

TO: _____, Trustee

This is to inform you that I (we) have received the following item of property since my (our) discharge but within the 180-day period after filing my (our) Bankruptcy Petition under Bankruptcy Rule 1007(h):

This property was obtained through an inheritance, marital settlement agreement or divorce decree, death benefits or life insurance proceeds, or other (specify):

☐ I (we) claim this property exempt under the following law:

I (we) _____ and

_____, the debtor(s) in
 this case, declare under penalty of perjury that the foregoing is true and correct.

Dated: _____, 20 _____

Signature of Debtor

Signature of Debtor's Spouse



UNITED STATES BANKRUPTCY COURT

_____ DISTRICT OF _____

In re _____)
[Set forth here all names including married,)
maiden, and trade names used by debtor)
within last 8 years.])
Debtor) Case No. _____)
Address _____)
_____) Chapter 7)
Last four digits of Social Security or Individual)
Taxpayer Identification (ITIN) No(s). (if any): _____)
Employer's Tax Identification (EIN) No(s). (if any): _____)
_____)

PROOF OF SERVICE BY MAIL

I, _____, declare that: I am a
resident or employed in the County of _____, State of _____.

My residence/business address is _____
_____. I am over the age of eighteen years and not a party to this case.

On _____, 20____, I served the enclosed _____

on the following parties by placing true and correct copies thereof enclosed in a sealed envelope with postage thereon fully
prepaid in the United States Mail at _____, addressed as follows:

I declare under penalty of perjury that the foregoing is true and correct, and that this declaration was executed on

Date: _____, 20____ at _____
City and State

Signature



1	
2	
3	
4	
5	
6	
7	
8	
9	
10	
11	
12	
13	
14	
15	
16	
17	
18	
19	
20	
21	
22	
23	
24	
25	
26	
27	
28	

Index

A

Abandoned property
 reasons for, 14, 53, 62, 222
 redeeming, 98–99, 104, 105, 121–122

Abusive filings
 caps on homestead exemptions for, 80
 Chapter 7 eligibility and, 21
 consulting a bankruptcy attorney over, 293
 dismissal for abuse under all the circumstances, 241
 hiding valuables and, 28
 and the means test, 21, 182, 240

Accident claims, 151, 156, 174, 231, 271

Accommodation for disabled debtors, 229

After you file
 amending your bankruptcy papers, 235, 238–239
 changing your mind, 15, 246–249
 creditor asks court to lift automatic stay, 242–245
 creditor objects to a debt discharge, 246
 list of possible complications, 226
 180-day rule, 48–49, 51, 223, 258
 overview on your creditors and property, 222–223
 retrieving exempt property taken by creditor, 246
 trustee/creditor disputes claimed exemption, 245–246
 you fail the means test, 240
 See also Life after bankruptcy; Reopening your case;
 Routine bankruptcy procedures

Agreement for Installment Redemption of Property, 123

Agreement for Lump Sum Redemption of Property, 124

Airplanes, 27

Alimony arrears, 151

Alimony cases, 228

Alimony debt, 37, 260, 262, 272

Amendments, 22, 230, 235, 238–239, 258

Animals, avoiding liens on, 96

Antiques, 27–28, 61

Apartments, homestead exemptions for, 82

Appliances, 26, 95

Application fraud, 231, 246, 279

Asset case, 226, 260

Assets. *See* Income; Property

Attorneys, bankruptcy. *See* Bankruptcy lawyers

Attorneys, debts to, 36, 272

Automatic stay
 actions prohibited by the, 36–37
 court official notice triggering, 228
 creditor request to lift, 14, 242, 244–245
 and foreclosure, 36, 37, 70, 73–74, 272
 lifting an, 36, 40, 41, 242, 244–245, 258
 motion to continue, 39
 Motion to Lift Stay, 36, 40, 41, 73–74, 242
 overview on, 12, 36
 protection against evictions, 12, 40–42
 trumping the, 37–39

Avoidance of liens. *See* Lien avoidance

B

Back taxes. *See* Tax debts

Bad checks, 24, 37, 279

Bank accounts
 being named on someone else's, 52, 151, 200
 and the creditors' meeting, 229, 232
 explaining source of, 151
 illegal transfer of, 46
 levy of, 262
 for mortgage payments refused by lender, 71
 as typically nonexempt, 27

Bank loans, personal, 91, 268

Bankruptcy Abuse Prevention and Consumer Protection Act (BAPCPA), 9, 293, 296

Bankruptcy appellate panels (BAPs), 9

Bankruptcy basics, 7–10, 33. *See also* Chapter 7
 bankruptcy basics; Chapter 13 bankruptcy

Bankruptcy Code Sections, 299

Bankruptcy consultants, 294–295

Bankruptcy court fraud
 Chapter 7 eligibility and, 21–22
 committing perjury, 21, 22, 28, 46, 137

- consulting a bankruptcy attorney over, 293
- converting nonexempt property before you file, 64, 67
- full disclosure to avoid, 66, 137, 150
- in previous case, 274
- removing your name from bank account, 52
- revocation of your discharge for, 263
- Bankruptcy court information, local, 132–133
- Bankruptcy discharge
 - attending the discharge hearing, 235
 - debts appearing on your credit report, 266
 - deciding whether to file and, 24–25, 31
 - Notice of Discharge, 15
 - official Discharge of Debtor form, 236–237
 - previous bankruptcy, 20
 - revocation of, 16, 259, 263
 - types of debts discharged, 270–271
 - understanding your, 15, 235, 260
 - undue hardship, 31, 100, 235, 275–277
 - See also* Disputes over dischargeability; Nondischargeable debts
- Bankruptcy estate. *See* Property in your bankruptcy estate
- Bankruptcy laws. *See* Federal laws; State laws
- Bankruptcy law sources, 297
- Bankruptcy lawyers
 - for attempts to revoke your discharge, 263
 - combining with BPPs, 292
 - consulting prior to transfers, 64
 - for creditor negotiation, 29, 293
 - for creditors' meeting, 230, 293
 - defending fraud charges, 285
 - full-service representation, 294
 - for homeowner concerns, 70, 73, 76, 86, 293
 - for joint filing decisions, 135
 - for lien avoidance, 113, 114, 121, 293
 - obtaining and deciphering forms, 133
 - out-of-state exemptions, 157
 - overview on hiring/fees, 10, 293–297
 - for repossession complaints against creditor, 246
 - Rule 2016 Attorney Fee Disclosure Form, 296
 - student loan discharges, 276, 293
 - summary list of instances to consult, 293
 - unbundled legal services, 292, 294, 295
 - upon failing the means test, 219, 293
- Bankruptcy paperwork
 - amendments to, 22, 230, 235, 238–239, 258
 - “bankruptcy petition,” 136
 - bringing to meeting of creditors, 229–230
 - checklist of required forms and documents, 135–136
 - conformed copy of, 133
 - continuation pages, 137
 - credit counseling and, 10
 - Declaration Concerning Debtor's Schedules, 188
 - dismissal for failure in, 39
 - emergency filing, 12, 131, 138, 222
 - failure to list debt/creditor in, 280
 - filer's ultimate responsibility for, 231, 233
 - filing your, 214, 220–222
 - Form 21, Statement of Social Security Number, 204, 222
 - Form 201, Notice to Consumer Debtors Under § 342(b) of the Bankruptcy Code, 219
 - full disclosure in, 137, 150
 - gathering the necessary documents, 129–132
 - getting information from the court, 132–133
 - importance of following the rules, 129
 - Mailing Matrix, 220, 222, 238
 - for married filers, 134–135
 - overview on, 11–12
 - required forms and documents, 135–137
 - 341 notice, 11
 - See also* After you file; Business debtor bankruptcy paperwork; Form 1, Voluntary Petition; Form 6, Schedules; Form 7, Statement of Financial Affairs; Form 8, Chapter 7 Individual Debtor's Statement of Intention; Form 22A, Statement of Current Monthly Income and Means-Test Calculation
- Bankruptcy petition, 136
- Bankruptcy petition preparer (BPP), 13, 133, 137, 233, 290–293, 295
- BAPCPA (Bankruptcy Abuse Prevention and Consumer Protection Act), 9, 293, 296
- BAPs (bankruptcy appellate panels), 9
- Bare legal title, 45
- Beneficial ownership under a real estate contract, 148
- Boats, 27, 175
- Bond valuation, 61
- BPP (bankruptcy petition preparer), 13, 133, 137, 233, 290–293, 295
- Breach of contract debts, 36
- Breach of fiduciary duty, 52, 280
- Breach of trust, 24
- Brunner three-factor test, 275–276

Budgeting, 264–265
 Burden of proof, 284
 Business debtor bankruptcy paperwork
 filing out the Voluntary Petition, 138, 140
 listing accounts receivable as personal property, 151
 listing business debts, 189
 listing property transfers, 199
 means test exclusion for nonconsumer debts, 205
 money owed to employees, 165
 providing copies of financial statements, 200–201
 skipping Form 22A, 204
 Business entities
 assets and inventory, 27, 48
 business contracts, 175
 Chapter 11 bankruptcy, 10, 33
 creditors' meetings, 230, 233
 and the economic downturn, 8
 filing for personal bankruptcy, 10
 as ineligible for Chapter 13 bankruptcy, 32
 preferred payment to creditors, 47, 65
 shutdown period and business property, 223
 suing for business losses, 231
 tax debts of, 273

C

Cable television service, 37
 California dual exemption system, 53, 63
 Camcorders/cameras, 27
 Car accident claims, 151, 156, 174, 271
 Cars. *See* Vehicles
 Case number, 226
 Cash advances, 21, 231, 280
 Cash in hand, 21, 61, 151, 223, 232, 234
 “Cause of action” claims, 48
 Change of address filing, 239
 Changing your mind, 15
 Chapter 11 bankruptcy, 10, 33
 Chapter 7 bankruptcy basics
 after bankruptcy, 15–16
 alternatives to filing, 28–33
 changing your mind after filing, 15
 contracts and leases, 14–15
 costs, 10
 court control over your financial affairs, 13
 emergency filing, 12
 fate of your property, 14
 filing your papers, 11–12
 finances and, 23–28
 mandatory credit counseling, 10–11
 meeting of creditors, 14
 personal financial management counseling, 15
 prebankruptcy planning, 66–68, 86–87
 refiling, 16
 secured debts, 14
 state exemptions, 9
 the trustee, 13
 warning to renters, 12
 See also Eligibility requirements; Routine bankruptcy procedures
 Chapter 13 bankruptcy
 “Chapter 20” bankruptcy, 102
 converting to after filing Chapter 7 bankruptcy, 15, 16, 87–88
 converting to Chapter 7 after filing, 20, 219
 cramdown, 32
 Current Monthly Income Worksheet, 18
 defending a motion to dismiss for abuse and, 241
 eligibility for, 9, 16–21, 32
 filing after completing Chapter 7 bankruptcy, 16
 keeping nonexempt property in, 27
 to keep your home, 8, 25, 76, 103
 for nondischargeable debts, 25
 repayment plans, 10, 16–20, 30–32, 130
 zero-percent plan, 31
 See also Means test
 Chapter 12 bankruptcy, 33
 “Chapter 20” bankruptcy, 102
 Child custody/visitation proceeding debts, 37
 Children, median family income and, 17, 19
 Child support debt
 in Chapter 13 bankruptcy, 30
 collection procedures for, 23
 liens on, 163
 listing in bankruptcy paperwork, 151
 as nondischargeable, 260, 272
 special circumstances for unusually high, 242
 unaffected by automatic stay, 37–38, 228
 wage garnishment for, 262
 Child support owed to you, 51
 Claims, proceeds not yet received, 92, 151, 156, 198, 232
 Clothing, 26, 95
 Codebtors, 161–162, 177–179. *See also* Married couples

- Coin collections, 27
- Collateral
 - categories of security interest, 95–96
 - exempt, 51
 - mandatory reaffirmation/redemption to retain, 101
 - redeeming property, 39, 90, 98–99, 101, 104, 121–124
 - renting/borrowing property as fraudulent, 279
 - ride-through option, 90, 100, 204
 - in secured debts, 14, 91, 272
 - Statement of Intention and, 39, 201, 203
 - surrendering, 14, 39, 90, 94, 106, 122
 - your intentions regarding, 231
 - See also* Lien avoidance
- Collectibles, 27–28, 61, 246
- Collection agencies, 12, 23–24, 36
- College transcript withholding, 277
- Common law marriage, 134
- Common law property states, 50
- Community property states, 49–51, 67, 70, 134, 260, 262
- Complaint to Determine Dischargeability of a Debt, 274, 279, 281
- Complaint to Determine Dischargeability of a Student Loan, 275, 281
- Compulsive spending, 264
- Computer leases, 270
- Condominium fees, 31, 260, 274
- Condominiums, homestead exemptions for, 82
- Consensual liens, 91, 92, 95–96
- Contingent claims, 164
- Contingent interest ownership, 48, 148, 156
- Contracts
 - assuming/rejecting/terminating, 14–15, 177
 - bringing to creditors' meeting, 230
 - debt relief agency, 288
 - executory, 175–176, 177
 - obligation discharged in bankruptcy, 271
 - postbankruptcy discrimination and, 263
 - on real property, 175, 244
- Conversion
 - for abusive filings, 182
 - to Chapter 7 after filing Chapter 13 bankruptcy, 20, 219
 - to Chapter 13 after filing Chapter 7 bankruptcy, 15, 16, 87–88
 - defending a motion for, 240–242
 - following a hardship discharge, 31
 - in 180-day period, 49
 - property in, 15, 45
- Converting nonexempt property before you file, 64–67, 85
- Cooperative fees, 31, 260, 274
- Cooperatives, homestead exemptions for, 82
- Co-ownership, homeowner, 87
- Copyrights, 48, 156, 175
- Corporations, 10, 32, 33, 140, 223
- Cosigners, 25, 65, 163, 174
- Costs. *See* Fees
- Counseling agency requirements, 11
- Court actions, proceeds not yet received, 92, 151, 156, 198, 232
- Court cases, proceeding under automatic stay, 228
- Court cases, research on federal bankruptcy, 300–301
- Court fees, as nondischargeable, 31, 273
- Court judgment, creditor obtained, 91, 92, 261–262, 270–271
- Coverdell education savings accounts, 52–53
- Cramdown, 32
- Credit card debts
 - and the automatic stay, 36
 - cash advances, 21, 231, 280
 - under Chapter 13 repayment, 30–31
 - and the creditors' meeting, 231
 - dischargeability action over, 284–285
 - as dischargeable, 270
 - listing on Schedule F, 161
 - preferential transfers to other cards, 47
 - reaffirming, 204
 - as unfair, 11
- Credit cards, 7, 8, 68, 268, 279, 284–285
- Credit counseling
 - Chapter 7 eligibility and, 20
 - credit counseling certificate, 129, 130–131
 - for creditor negotiation, 29–30
 - Exhibit D and, 140, 143
 - exigent circumstances preventing, 131
 - for non-native English speakers, 130
 - overview on, 10–11
 - U.S. Trustee approved agencies, 10, 15, 30, 130
- Creditor fraud, 20–21, 24, 260, 279–280, 281, 284
- Creditors
 - addresses for bankruptcy paperwork, 146, 161, 169
 - amending your list of, 238
 - attempting collection after bankruptcy, 261–262
 - being judgment proof and, 23

court notice of bankruptcy filing to, 226, 228
 creditors' meeting questioning by, 231, 233
 defrauding, 20–21, 24, 260, 279–280, 281, 284
 dismissal requests and, 15
 disputing a claimed exemption, 234, 245–246
 failure to notify of bankruptcy, 220
 harassment by, 12, 23–24, 36, 262
 insider, 47, 189
 judgment, 91, 92, 261–262, 270–271
 negotiation with, 29, 74–75, 261, 267, 293
 Notice to Creditor of Filing for Bankruptcy, 228
 objecting to discharge of debt, 24–25, 246, 279–280, 281, 284
 and option of doing nothing, 28–29
 overlooked, 174, 259–260, 280
 payments to, 65, 189, 238
 preference payments to, 47, 65, 198, 231, 232
 preferred, 66, 170
 presenting tax return to, 131
 with priority claims, 30, 165–169, 235, 238
 Proof of Claim filing, 140
 re-aging a revolving account, 267
 in redemption process, 98, 121
 rejecting payments during bankruptcy, 71, 88, 100–101, 203
 response to motions, 107, 113, 114
 retrieval of surrendered property by, 94
 return of exempt property taken by, 246
 revoking your discharge, 263
 secured, 103, 161–165, 231, 238
 serving your, 114, 221
 30-day period to file objections, 233
 341 notice to, 11
See also Automatic stay; Liens; Repossession of property; Unsecured creditors
 Creditors' meeting. *See* Meeting of creditors
 Credit rating, 9, 24
 Credit repair agencies, 267
 Credit reports/reporting agencies, 170, 264–268
 Credit union loans, 91
 Criminal activity. *See* Illegal activity
 Criminal proceedings, automatic stay and, 37, 228
 Criminal proceedings, debt from, 37
 Crops, 96, 156
 Curing an arrearage, 15, 40, 103
 Current fair market value, 49, 149
 Current monthly income
 Chapter 7 eligibility and, 16–19, 182

and Chapter 13 repayment plans, 30
 Current Monthly Income Worksheet, 18
 debt relief agency warning on calculating, 290
 poverty claims and, 275, 276
 proof for creditors' meeting, 229
 reporting in bankruptcy paperwork, 179
 Schedule I, Current Income of Individual Debtor(s), 179–182
See also Form 22A, Statement of Current Monthly Income and Means-Test Calculation
 Custodian, of someone else's bank account, 52, 151, 200

D

Date of claim, 163
 Death benefits, 49, 238
 Debt collection, 23, 36, 228, 235, 260–263
 Debt forgiveness, 29
 Debtor education course, 15, 129, 234–235
 Debtors Anonymous, 264
 Debt relief agencies, 288–290. *See also* Bankruptcy lawyers
 Debts
 abusive filings and source of, 21
 as American norm, 7, 8
 and the automatic stay, 36
 and Chapter 13 bankruptcy, 32
 curing an arrearage, 15, 40, 103
 debt forgiveness, 29
 installment payments on, 90, 121, 123
 not listed in bankruptcy paperwork, 235, 280
 option of doing nothing about, 28–29
 payment deductions and the means test, 217–218, 219
 priority debts, 30
 providing proof at creditors' meeting, 230
 related to debt counseling/bankruptcy, 199, 290
 repayment plans as bankruptcy alternative, 10–11, 29–30, 130
 See also Bankruptcy discharge; Creditors; Disputes over dischargeability; Nondischargeable debts; Reaffirming a debt; Secured debts; Unsecured debts
 Decision to file. *See* Chapter 7 bankruptcy basics
 Declaration Concerning Debtor's Schedules, 188
 Deeds, illegal transfer and, 46
 Deeds of trust. *See* Mortgages
 Defaulting after bankruptcy, 99
 Defense of Marriage Act (DOMA), 50–51, 134

Deficiency balance, 99
 Deficiency judgments, 11
 Defined-benefit plans, 51–52
 Disability waiver, 235
 Disabled debtor accommodation, 229
 Disabled veterans, 16, 205
 Dischargeability action, 245–246, 274, 275, 279–281, 284
 Discharge in bankruptcy. *See* Bankruptcy discharge
 Discharge of Debtor form, 236–237
 Disclosure

- as bankruptcy downside, 8–9
- importance of full, 52, 66, 137, 150
- mandatory debt relief agency, 288, 290

 Discrimination, postbankruptcy, 16, 244, 263–264
 Dismissal of case

- for abuse under all the circumstances, 241
- defending a motion for, 240–242
- ending case pending status, 38
- for failing the means test, 219
- for failure to follow bankruptcy procedure, 39, 129, 131
- following hardship discharge, 31
- losing automatic stay protection upon, 38–39
- for missing the meeting of creditors, 229
- Order Dismissing Chapter 7 Case, 222
- Order Granting Voluntary Dismissal, 249
- Petition for Voluntary Dismissal, 248
- previous bankruptcy, 20
- refiling after, 20
- requesting a, 15, 246–249

 Disposable income, 9, 19, 30–31, 32, 290
 Disputed claims, 164
 Disputes over dischargeability

- on basis of credit card fraud, 284–285
- complaints to determine dischargeability, 281
- Complaint to Determine Dischargeability of a Debt, 274, 279, 281
- Complaint to Determine Dischargeability of a Student Loan, 275
- consulting a bankruptcy attorney over, 293
- creditor objections, 246, 279–280, 281, 284
- income tax debt, 277–279
- proving an exception, 274–278
- student loans, 275–277

 Divorce proceeding fraud, 21
 Divorce proceedings, filing separately during, 23
 Divorce proceeds, 15, 49, 233, 238

Divorce settlement agreement debts, 31
 Documents. *See* Bankruptcy paperwork
 Doing nothing, as alternative to bankruptcy, 28–29, 134
 DOMA (Defense of Marriage Act), 50–51
 Domestic partners, 17, 50–51, 273
 Domestic support obligations

- alimony debt, 37, 260, 262, 272
- as non-dischargeable, 31, 272–273
- proceeding to settle, 37–38
- See also* Child support debt

 Domestic violence related debts, 38
 Domicile requirements, for state exemptions, 25, 26, 55–56, 79–80, 85, 245
 Double exemptions

- advantages for same-sex partners, 51
- homestead exemption amount, 85
- mistaken, 246
- using federal exemptions for, 64, 160
- variations by state, 60, 85, 135, 160

 Drivers license, postbankruptcy discrimination around, 263
 Driving while intoxicated debts, 169, 260, 271, 273–274
 Dunning letters, 12

E

Easement holder ownership interest, 148
 Education funds, 51, 52–53, 151
 Electronic gadgets, 27
 Eligibility requirements

- abusive filings, 21
- attempted bankruptcy court fraud, 21–22
- and Chapter 13 bankruptcy, 9, 12, 16–21, 30–32
- converting after filing Chapter 13 bankruptcy, 20
- defrauded creditors, 20–21
- disabled veterans, 16
- meeting credit counseling requirements, 20
- previous bankruptcy discharge, 20
- See also* Means test

 Embezzlement, 24, 260, 280
 Emergency filing, 12, 131, 138, 222
 Emotions around bankruptcy, 8–9, 231, 247
 Employment, 264, 267, 275
 Encumbered equity, 78
 Equitable interest ownership, 156
 Equity, defined, 78

Equity, home. *See* Home equity

Equity, nonexempt, 70, 72, 87, 93

ERISA-qualified pension plans, 38, 151

Evictions, 12, 40–42, 244, 245, 263, 293

Exceptions, debt dischargeability, 274–278

Executory contracts, 175–176, 177

Exemptions

- applying, 60–64
- benefit of the doubt in, 157
- federal bankruptcy exemptions, 53, 54, 63, 64, 84
- five steps to applying personal property, 64
- lien avoidance and, 94, 96
- out-of-state property, 157
- overview on state and federal, 53
- Property Exemption Worksheet, 60, 63
- same-sex marriages/registered domestic partners, 51
- Schedule C, Property Claimed as Exempt, 52, 53, 151, 157–158, 238
- state domicile requirements, 25, 26, 55–56, 79–80, 85, 245
- tools of the trade, 27, 56, 96, 104, 245
- trustee/creditor disputing your, 234, 245–246
- types of, 54
- using federal nonbankruptcy exemptions, 64
- variations in state, 9, 54
- wildcard, 27, 54, 63, 85, 160

See also Double exemptions; Homestead exemptions

Exempt property

- amending paperwork to add/delete, 238
- Coverdell education savings accounts, 52
- creditors' meeting questions about, 233
- deciding whether to file and losing, 25–28
- importance of disclosing, 146
- liens on, 96, 98, 104, 106–107, 113–114, 121–122
- list of typical, 26–27, 51–52
- no-asset case, 226, 247, 260, 261, 262, 280
- nonpossessory, non-purchase-money security interest, 95, 107–113
- and option of doing nothing, 28–29
- overview on, 14
- return of seized property, 246
- Schedule C, Property Claimed as Exempt, 52, 53, 151, 157–158, 238
- selling nonexempt property to buy, 64–67
- trading for nonexempt, 44, 65, 234
- valuation of, 27, 61–62, 245–246

Exhibit D, 130, 140, 143–145

Exigent circumstances, 131

Ex parte motion, 250

Expenses

- after filing, 223
- and eligibility, 19
- in making a budget, 264–265
- and the means test, 214–218, 241
- poverty claims and, 275
- proof for creditors' meeting, 229
- Schedule J, Current Expenditures of Individual Debtor(s), 182–185

Ex-spouse, 163, 174, 177

F

Fair Debt Collection Practices Act, 23

Fair market value, 49, 149

False schedules, 22

False written statements, 279

Family, preferred payments to, 47, 65, 66, 198

Family, selling home equity to, 87

Family heirlooms, 27, 246

Family size, Chapter 7 eligibility and, 17, 19

Farmers, 10, 33, 156, 165, 180

Federal bankruptcy exemptions, 53, 54, 63, 64, 84

Federal court bankruptcy cases, 300–301

Federal laws

- Bankruptcy Abuse Prevention and Consumer Protection Act (BAPCPA), 9, 293, 296
- debt relief agencies, 288, 290
- Defense of Marriage Act (DOMA), 50–51, 134
- Fair Debt Collection Practices Act, 23
- Federal Rules of Bankruptcy Procedure (FRBP), 300
- finding federal bankruptcy statutes, 299–300
- Home Ownership and Equity Protection Act (HOEPA), 76
- HOPE for Homeowner's Act, 74
- legislation on credit card restrictions, 8
- limiting loan interest rates, 76
- Truth in Lending, 76
- Uniform Transfers to Minors Act, 52

Federal nonbankruptcy exemptions, 64

Federal Rules of Bankruptcy Procedure (FRBP), 300

Fees

- bankruptcy costs overview, 10
- bankruptcy lawyer, 295–296

- BPPs (bankruptcy petition preparers), 291, 292
- Chapter 7 filing, 129, 132, 221, 222, 235
- credit counseling, 130
- debtor education course, 234
- Fee simple ownership interest, 148
- FHA (Federal Housing Administration) mortgages, 75
- Fiduciary duty, 52, 151, 280
- Filing your paperwork. *See* Bankruptcy paperwork
- Finances
 - avoiding future financial problems, 265
 - false written statements about, 279
 - rebuilding credit after bankruptcy, 264–268
 - undue hardship, 100, 235, 275–277
 - your bankruptcy case and, 23–28, 246
 - See also* Expenses; Form 7, Statement of Financial Affairs; Income
- Fines, 102, 103, 260, 273
- “Fire sale” value, 150
- First mortgage, 163
- Fishermen, 165
- Flat-fee legal services, 292
- Foreclosure
 - and the automatic stay, 36, 37, 70, 73–74, 272
 - bankruptcy sale vs., 77
 - beware of scams, 86
 - in Chapter 7 vs. Chapter 13 bankruptcy, 8, 25, 70, 103
 - defenses to, 76–77
 - and the exigent circumstances exception, 131
 - lender failure to follow procedures, 76
 - lenders proof of ownership, 70, 73–74, 76–77
 - listing creditors associated with, 165
 - listing property in bankruptcy paperwork, 150, 174
 - preventing, 70, 74–76
 - secured debts and, 14
 - unavoidable, 77
- Form 1, Voluntary Petition
 - emergency filing, 138, 222
 - Exhibit D, 130, 140, 143–145
 - line-by-line instructions, 138, 140, 143
 - overview on, 11
 - sample, 139, 141–142, 144–145
- Form 3A, Application and Order to Pay Filing Fee in Installments, 221
- Form 3B, for fee waiver, 136
- Form 6, Schedules
 - court official’s warning on filing false, 22
 - Declaration Concerning Debtor’s Schedules, 188
 - Schedule A, Real Property, 146–150, 238
 - Schedule B, Personal Property, 150–156, 238
 - Schedule C, Property Claimed as Exempt, 157–158, 238
 - Schedule D, Creditors Holding Secured Claims, 161–165, 235, 238
 - Schedule E, Creditors Holding Unsecured Priority Claims, 165–169, 235, 238
 - Schedule F, Creditors Holding Unsecured Nonpriority Claims, 169–174, 235, 238
 - Schedule G, Executory Contracts and Unexpired Leases, 175–176
 - Schedule H, Codebtors, 177–179
 - Schedule I, Current Income of Individual Debtor(s), 179–182
 - Schedule J, Current Expenditures of Individual Debtor(s), 182–185
 - Statistical Summary of Certain Liabilities and Related Data, 185, 187
 - Summary of Schedules, 185, 186
- Form 7, Statement of Financial Affairs
 - amending, 238
 - instructions for, 189, 198–201
 - reporting exempt property repossession on, 246
 - reporting prefiling transactions on, 66
 - sample form, 190–197
- Form 8, Chapter 7 Individual Debtor’s Statement of Intention
 - and automatic stays, 39
 - collateral and, 39, 201, 203
 - creditors’ meeting questions about, 233
 - dealing with property listed on, 234
 - indicating reaffirmation, 122
 - indicating redemption of abandoned property, 98–99
 - leased property, 90
 - reading prior to creditor’s meeting, 230
 - recording surrendered property on, 94, 106
 - sample form, 201–204, 238
 - serving the, 211, 221
 - timing tips, 103
- Form 21, Statement of Social Security Number, 204, 222
- Form 22A, Statement of Current Monthly Income and Means-Test Calculation
 - in defending a motion to dismiss/convert, 240
 - instructions for, 205, 213–219
 - overview on, 204–205
 - sample, 206–212

Form 23, Debtor's Certification of Completion of
Postpetition Instructional Course Concerning Personal
Financial Management, 234–235, 250

Form 201, Notice to Consumer Debtors Under § 342(b)
of the Bankruptcy Code, 219

Form of property ownership. *See* Ownership of
property

401(k)s, 51, 151, 241, 274

403(b)s, as exempt, 51

Fraud

- application, 231, 246, 279
- bankruptcy discharge revocation for, 263
- BPP, 292
- credit card, 284–285
- creditor, 20–21, 260, 279–280, 281, 284
- income tax, 273
- transfer of property, 46
- U.S. Trustee to investigate, 13

See also Bankruptcy court fraud

FRBP (Federal Rules of Bankruptcy Procedure), 300

Friends, preferred payments to, 47, 65

Friends, selling home equity to, 87

Full-service representation, bankruptcy lawyer, 294, 295

Future interest ownership, 148

G

Garnishment of wages, 12, 28–29, 261–262

Gifts, listing in bankruptcy paperwork, 198, 199

Good faith, as undue hardship factor, 275–276

Government agency creditors, 275

Government benefits, 26, 28, 36–37, 213, 217, 263

Government discrimination, 263–264

Government fines/penalties/restitution, 273

Group legal plans, 295

Guarantors, 163

H

Harassment, 12, 23–24, 36, 262

Hardship discharge, 31, 100, 235, 275–277

Health aids, as collateral, 95

Health Education Assistance Loans (HEAL), 277

Health insurance, 214, 216–217

Hearings

- automatic stay continuance, 39

- discharge, 100, 235
- disputes over dischargeability, 281, 284
- landlord-tenant disputes, 40, 41
- lien avoidance, 107, 113
- lifting an automatic stay, 242
- objection, 246
- for presumed abuse, 240
- reaffirmation, 100, 101, 122
- unlisted creditor postbankruptcy, 261
- valuation, 98

See also Meeting of creditors

Heirlooms, 27, 246

Hobby collections, 27

HOEPA (Home Ownership and Equity Protection Act), 76

Home equity

- borrowing against, 72, 86, 91, 95
- determining if you have, 78
- and exemptions, 26, 63, 79–80, 82–86
- getting equity of out your home, 77
- keeping your property and, 44, 70, 88
- nonexempt, 70, 72, 87
- reducing before filing for bankruptcy, 86–87
- reverse mortgages, 87
- selling some of your, 87
- unencumbered/encumbered, 78

Home equity loans, 72, 86, 91, 95

Home improvement fraud, 76

Homeowners

- appreciation of property value, 73, 80
- bankruptcy's affects on typical, 70–73
- bankruptcy sale of home, 77
- and declining home values, 71, 73
- finding a HUD-approved housing counselor, 75
- Homeowners' Worksheet instructions, 78–80, 82–86
- Homeowners' Worksheet sample, 81
- home refinancing and abusive filings, 21
- homes in revocable living trusts, 82
- liens on your house, 72, 114–119
- online valuation resources, 302
- second home ownership, 27, 70
- trustee's power to eliminate liens, 79
- ways to keep your home, 77, 86–88
- when to consult a lawyer, 70, 73, 76, 86

See also Foreclosure; Mortgages; Real property;

- Secured debts

Homeowners' association fees, 31, 92, 175, 274

Home Ownership and Equity Protection Act (HOEPA), 76

Homestead exemptions

- appreciation and, 73, 80
 - based on equity alone, 84
 - based on lot size and equity, 83
 - based on lot size only, 83
 - caps on, 79–80, 84, 85, 160
 - choosing an exemption system and, 63
 - converting nonexempt property and, 66
 - declaration of homestead, 82–83
 - domicile requirements, 55, 79–80, 85
 - doubling, 85
 - nonexempt equity and, 72, 73
 - overview on, 72
 - protection of equity, 79–80, 82–86
 - and revocable living trusts, 82
 - states with no, 82
 - and unavoidable foreclosure, 77
 - unlimited, 83
 - using a wildcard exemption with, 85
 - warning on changing form of property ownership, 67
- HOPE for Homeowner's Act, 74
- Household furnishings/appliances, 26, 95
- Household goods, 95
- Household size, and Chapter 7 eligibility, 17, 19
- HUD-approved housing counselors, 75, 86
- HUD (U.S. Department of Housing and Urban Development) mortgages, 75

Illegal activity

- automatic stay and, 36–37, 228
- caps on homestead exemptions from, 80
- debts arising from willful and malicious acts, 24, 260, 280
- discharge of debts related to, 24, 260
- eviction and automatic stay, 40, 41, 245
- intoxicated driving debts, 24, 169, 260, 271, 273–274

Illegal discrimination, postbankruptcy, 16, 244

Incarcerated debtors, 229, 273

Income

- acquired after filing, 13, 223
- Chapter 7 eligibility and, 9, 12, 16–19
- disposable, 9, 19, 30–31, 32, 290
- earned but not yet received, 48, 151

fraudulent handling of, 21

means test failure and reduction of, 241

postponing filing anticipating drop in, 214

poverty claims and, 275, 276

from property in bankruptcy estate, 48

reporting in bankruptcy paperwork, 151, 179, 189

Schedule I, Current Income of Individual Debtor(s), 179–182

stabilizing after bankruptcy, 267

sudden windfalls, 29, 246

See also Current monthly income

Income taxes, fraudulent, 273

Inheritance

after bankruptcy, 15, 238

not yet received, 47

180-day rule and, 49–50, 223, 258

trustee concern about potential, 231, 232

Injury caused by you, debt from, 24, 80, 169, 280

In pro per, 229

Insider creditors, 47, 189

Insolvency rule, 47, 284

Installment payments, 98, 121, 123, 136, 185, 221

Insurance contracts, 175, 244

Insurance proceeds, 15, 47–48, 156, 223, 231

Intangible property, 98, 244

Intellectual property assets, 48, 156, 175, 244

Internet resources. *See* Online resources

Interrogatories, 285

Intoxicated driving debts, 169, 260, 271, 273–274

Investments, 27, 49, 61, 245

IRAs, 51–52, 151

Irrevocable trust, 148, 199

IRS (Internal Revenue Service), 36, 214–216, 275, 277, 278

Jewelry, 26, 61, 95

Joint filing

attending meeting of creditors, 229

common law marriages, 134

consulting a lawyer about, 135

filling out paperwork, 138

making decisions on, 23, 49, 50, 60, 134–135

same-sex couples, 50–51, 134

with two separate households, 241

Joint title, 45, 46

Judgment creditor, 91, 92, 261–262, 270–271

Judgment (judicial) liens

avoidance of, 90, 103, 114–116, 119, 121

Judicial Lien worksheet, 97

Motion to Avoid a Judicial Lien, 72, 93

Notice of Motion and Motion to Avoid Judicial Lien
on Real Estate, 107, 115–116

Order to Avoid Judicial Lien on Real Estate, 119

overview of, 91

property affected by, 92

on real estate, 72, 78, 115–116, 119, 271

Judgment proof, 23, 24, 28–29

Judgments, not yet paid to you, 45, 92, 151, 156, 198

Judicial districts, 132

L

Landlord judgments, 40–42

Larceny, debts from, 24, 280

Law libraries, 297–302

Lawyer-referral panels, 295

Lawyers. *See* Bankruptcy lawyers

Lawyers, debts to, 36, 272

Leased property

assignment of leases, 14–15

assuming/rejecting/terminating leases, 14–15, 177

computer leases, 270

listing it correctly, 146

ownership interest in, 244

Schedule G, Executory Contracts and Unexpired
Leases, 175–176

on Statement of Intention, 90, 201, 203

unexpired leases in bankruptcy, 45, 177, 271

vehicles, 175, 201

Legal Aid, 295

Legal claim proceeds, not yet received, 48, 92, 151, 156,
198, 232

Legal document assistant, 292

Legal representation, 290–292. *See also* Bankruptcy
lawyers

Legal research, 78, 285, 297–302

Levy, 36, 262, 270

Lien avoidance

basics of, 94–96

“Chapter 20” bankruptcy and, 102

conditions for nonconsensual, 96, 98

on exempt property, 104, 106–107, 113–114, 121

following tax debt discharge, 278

indicating on Statement of Intention, 203

lawyer’s assistance with, 113, 114, 121

Motion to Avoid Nonpossessory, Non-Purchase-
Money Security Interest, 108–109

oversecured property, 96

overview on, 90, 93

pros and cons of, 94–95

on a security interest, 95–96

See also Judgment liens

Lienholder ownership interest, 148

Liens

automatic stay and IRS, 36

discovering the existence and value of, 149

on household goods, 95

listing in bankruptcy paperwork, 163

mechanics’ liens, 78, 91, 163

nonconsensual liens, 72, 91–92, 102

overview on, 14

as part of secured debt, 92–93, 272

paying off in follow-up Chapter 13 bankruptcy, 102

perfecting, 79

property valuation and, 62

remaining beyond bankruptcy, 90, 92, 93

security interests, 91, 92, 95–96

tax liens, 78, 92, 96, 103, 114, 121

types of, 78, 163

on vehicles, 104

on your house, 70, 72, 78, 79, 90, 103

See also Judgment liens; Lien avoidance

Life after bankruptcy

attempts to collect clearly discharged debts, 262

attempts to revoke your discharge, 263

avoiding financial problems, 265

newly acquired/discovered property, 258–259

newly discovered creditors, 259–260

overview on, 15–16

postbankruptcy attempts to collect debts, 260–262

postbankruptcy discrimination, 16, 244, 263–264

rebuilding credit, 264–268

See also Reopening your case

Life estate ownership interest, 148, 156

Life insurance, 26, 61, 233

Life insurance proceeds, 49, 232, 233, 238

Lifting an automatic stay, 36, 40, 41, 242, 244–245, 258

Limited liability companies (LLCs), 223

Liquidation bankruptcy, 9
 Living abroad, domicile rules and exemptions, 55
 Living trust property, 45, 82, 146, 148, 156
 LLCs (limited liability companies), 223
 Loaned property, 45
 Loans
 acceleration of, 75
 for collateral redemption payments, 98
 home equity, 72, 86, 91, 95
 for nondischargeable debts, 68
 to pay tax debts, 279
 personal bank loans, 91, 268
 to rebuild credit after bankruptcy, 264, 268
 reinstatement of, 75
 See also Mortgages
 Local bankruptcy court information/rules, 132–133, 220, 239, 247, 300
 Local merchant accounts, 268
 Losses, 198, 231
 Lottery tickets/winnings, 29, 233
 Low-cost legal assistance, 295
 Lump sum payments, 90, 98, 104, 105, 124
 Luxury items
 cautions on listing as expenditures, 182
 consulting a bankruptcy attorney after buying, 293
 creditor fraud and, 21, 24, 279–280, 284
 as nonexempt, 26

M

Mailing Matrix, 220, 222, 238
 Major stockholder status, filing for bankruptcy with, 10
 Malicious acts, debt arising from, 24, 260, 271, 280
 Mandatory contract, debt relief agency, 288
 Mandatory disclosures/notices, debt relief agency, 288–290
 Marital settlement agreement, 15, 49, 238
 Married couples
 attending meeting of creditors, 229
 as codebtors, 161–162, 163, 177–179
 common law marriage, 134
 common law property states, 50
 community property states, 49–50, 51, 70, 134, 260, 262
 concerns about keeping your house, 70
 filing alone, 179

 filing when separated, 135
 means test calculations, 214
 property included in bankruptcy estate, 49–51
 same-sex couples, 50–51, 134
 separate property of, 49, 50
 tenancy by the entirety (TBE) states, 50, 70, 135
 transfer of property between, 67
 wife's pregnancy as special circumstance, 241
 See also Joint filing
 Materialmen's lien, 78, 91, 163
 Means test
 abusive filings and the, 21, 182, 240
 and Chapter 7 eligibility, 9, 12, 16–21, 32
 debt relief agency warning on, 290
 failing the, 13, 205, 219, 240–242, 293
 family size and, 17, 19
 online calculator for, 201
 See also Form 22A, Statement of Current Monthly Income and Means-Test Calculation
 Mechanics' liens, 78, 91, 163
 Median family income, 16, 17, 19
 Medical bills, 11, 30–31, 36, 270
 Meeting of creditors
 bankruptcy lawyer for, 230, 293
 creditor questioning during, 231, 233
 emotions around, 231
 if you can't appear, 229
 married couple attendance, 229
 notice of date for, 226
 official closing of, 233
 overview on, 14, 228–229
 potential problems at, 233
 preparing for the, 229–230
 providing ID at, 230
 regulation of BPPs through, 291
 requesting a continuance, 231
 routine creditors' meeting, 230–231, 233
 and 341 notices, 11
 trustee questioning at, 230, 232–233
 Military service, 16, 229
 Minor child, listing as creditor, 146
 Mobile home owners, 32, 82, 149
 Monetary compensation claims, 48
 Money judgments, 14, 90, 91, 92, 261–262, 270–271
 Money purchase plans, 51
 Monthly income. *See* Current monthly income

Mortgages

- acceleration of the loan, 75
- cautions on balloon payments, 86
- Chapter 13 cramdown of mobile home, 32
- continuing to pay, 65
- delinquent, 70, 73–77
- as extravagant expense, 241
- government-agency insured, 75
- lender refusing payments, 71, 88, 100–101
- liens on your house, 70, 72, 79
- modification of, 70–71, 74–75, 76
- mortgage workouts, 74–75
- promissory note, 70, 71
- reaffirming the mortgage, 70–71, 203
- reinstatement, 75
- rescinding, 76
- reverse mortgages, 76, 87
- second mortgages, 71, 72, 74, 76
- as security interests, 91
- tax consequences for forgiveness of, 29
- third mortgages, 71, 74, 76
- two parts of, 70

See also Foreclosure

Motion to Avoid a Judicial Lien, 72, 93

Motion to Avoid Nonpossessory, Non-Purchase-Money Security Interest, 108–109

Motion to Lift Stay, 36, 40, 41, 73–74, 242

Musical instruments, 27, 95

N

National Association of Consumer Bankruptcy Attorneys (NACBA), 296–297

National Guard members, 205

Negligence, debt relief agency, 290

Negligence, debts from, 271

Negotiation with creditors, 29, 74–75, 261, 267, 293

9th Circuit Court of appeals, on student loan discharge, 276

No-asset case, 226, 247, 260, 261, 262, 280

Nonconsensual liens, 72, 91–92, 102

Nonconsumer debts. *See* Business entities

Noncontingent interest ownership, 156

Nondischargeable debts

- under any circumstances, 272–274

- discovering major nondischargeable, 246

- if creditor successfully objects, 279–280

- 9th Circuit Court of appeals and, 276

- overview on, 24, 271

- paying before you file, 65–66

- taking out loans to pay, 68

- without proof of applicable exception, 274–278

- See also* Disputes over dischargeability

Nonexempt equity, 70, 72, 87, 93

Nonexempt property

- acquired after bankruptcy, 258

- buy-back requirement, 30

- converting before you file, 64–67, 85

- dealing with, 234

- deciding whether to file and, 27–28

- disposition of, 14, 222

- exchanging for exempt, 44, 65, 234

- and filing Chapter 13 bankruptcy, 30

- keeping your, 53, 246

- liens on, 104–105

- list of typical, 27

- trustee abandonment of, 62

Nongovernment discrimination, 264

Non-native English speakers, credit counseling agencies for, 130

Nonpossessory security interest, 95, 107–113, 163

Nonpriority claims, 169–174

Nonprofit credit counseling agencies, 29–30

Non-purchase-money security interest, 95, 104, 107–113

Notice of Discharge, 15

Notice of Motion and Motion to Avoid Judicial Lien on Real Estate, 107, 115–116

Notice of Motion to Avoid Nonpossessory, Non-Purchase-Money Security Interest, 107, 110, 113

O

Objections, 245–246, 274, 275, 279–281, 284

Off-road vehicles, 27

180-day rule, 48–49, 51, 223, 258

Online resources

- approved credit counseling agencies, 15, 30, 130

- bankruptcy forms/information, 9, 132, 136, 288

- bankruptcy lawyers, 292, 295

- BPPs, 292

- collateral redemption payment loans, 98

- credit reporting agencies, 266

- Debtors Anonymous, 264
- exemption law updates, 60
- filing fee waiver, 222
- home valuation estimates, 78
- IRS forms, 29
- IRS tax account transcript, 278
- legal research, 297, 299–302
- local bankruptcy courts, 132
- means test, 204, 214, 215, 218
- median family income figures, 19
- mortgage modification programs, 74, 75
- property valuation, 61, 99
- replacement value, 302
- reverse mortgages, 87
- state statutes/court cases, 301, 302
- up-to-date information/forms, 9, 288
- U.S. Trustee's office, 230, 302
- Open-ended cash advances, 280
- Order Dismissing Chapter 7 Case, 222
- Order for Relief. *See* Automatic stay
- Order to Avoid Judicial Lien on Real Estate, 119
- Order to Avoid Nonpossessory, Non-Purchase-Money Security Interest, 111, 113
- Oversecured property, 79, 96
- Ownership of property
 - after filing, 222–223
 - changing form of, 67
 - creditors' meeting questions about, 232
 - lenders need to prove, 70, 73–74, 76–77
 - real property, 148–149, 156
 - types of, 244

P

- Paperwork. *See* Bankruptcy paperwork
- Paralegal services, 292
- Parental Loans for Students (PLUS Loans), 277
- Partnerships, filing for personal bankruptcy, 10
- Patent license agreements, 175
- Paternity lawsuit proceedings, 37, 228
- Pawnbrokers, exempt property and, 51
- PDAs (personal digital assistants), 27
- Penalties, 102, 103, 260, 273, 278
- Pending cases, 38, 140
- Pension fund loans, 31, 38, 241, 260, 274
- Pensions, as exempt, 26, 51

- Perfecting the lien, 79
- Perjury, 21, 22, 28, 46, 137
- Persistence, as undue hardship factor, 275–276
- Personal effects, 26
- Personal financial management counseling, 15, 129, 234–235
- Personal injury related debts, 21, 80, 273–274, 280
- Personal liability, 92, 93, 99
- Personal loans, 91, 271
- Personal property
 - applying exemptions to, 62, 64
 - appraisal of, 61
 - defined, 53
 - judicial liens on, 92, 114
 - opposing a request to lift the stay and, 244
 - Personal Property Checklist, 57–60
 - replacement value, 150
 - Schedule B, Personal Property, 52, 150–156, 238
 - unexpired leases on, 175
 - valuation of, 61
- Personal services exception, 48
- Physical impairment waivers, 235
- Pleading form, 107
- PLUS Loans (Parental Loans for Students), 277
- Possession of property, 45, 47–48, 51
- Possessory, non-purchase-money security interest, 163
- Postbankruptcy life. *See* Life after bankruptcy
- Poverty, as undue hardship factor, 275
- Power of appointment ownership interest, 148
- Power of sale clause, 77
- Prebankruptcy planning, 66–68, 86–87
- Predatory lending claims, 48
- Preference payments, 47, 65, 198, 231, 232
- Preferred creditors, 66, 170
- Presumed abuse, 240
- Previous bankruptcy, 20, 38, 39, 140, 274
- Priority claims, 30, 165–169, 235, 238
- Profit-sharing plans, 48, 51
- Promissory notes, 70, 71, 74, 271
- Proof of Claim, 140
- Proof of Service By Mail, 112, 113, 114, 221, 239, 258
- Property
 - acquired after filing, 44, 48–49, 51, 223, 258–259
 - amending paperwork to add/delete, 235, 238
 - in bankruptcy conversion, 15, 45
 - belonging to someone else, 51, 199–200
 - business, 223

cash in hand, 21, 61, 151, 223, 232, 234
 control after filing, 13
 creditor fraud and, 21
 deciding whether to file and, 25–28, 44
 depreciating, 93, 244
 discharge revocation for concealing, 263
 disposition overview, 14
 fraudulent handling of, 21
 intangible, 98, 244
 IRS liens/levies, 37
 lenders need to prove ownership, 70, 73–74, 76–77
 180-day rule, 48–49, 51, 223, 258
 out-of-state, 157
 outside of your bankruptcy estate, 51–52
 oversecured, 79, 96
 Personal Property Checklist, 57–60
 providing proof of at creditors' meeting, 230
 seizure of, 12, 36, 105–106, 246, 270
 surrender of, 14, 39
 tangible, 98
 threat of “imminent and identifiable” harm from, 140
 in trust, 45, 82, 146, 148, 156, 199
See also Abandoned property; Bank accounts;
 Collateral; Exemptions; Exempt property; Leased
 property; Nonexempt property; Ownership of
 property; Personal property; Property in your
 bankruptcy estate; Real property; Redeeming
 property; Repossession of property; Transfer of
 property; Vehicles
 Property appraisal, 61
 Property exemptions. *See* Exempt property
 Property in your bankruptcy estate
 acquired within 180 days of filing, 48–49
 being named on someone else's account, 52
 belonging to same-sex partners, 51
 evaluating stock options, 49
 in a living trust, 45
 overview on, 44
 ownership immediately after filing, 222–223
 proceeds from, 48
 property that isn't in your bankruptcy estate, 51–52
 you are entitled to receive don't yet possess at filing,
 47–48
 you own and possess, 45
 you own but don't possess, 45
 your share of marital property, 49–51
 you've recently given away, 46–47

Property tax debt, 273
 Property transfers. *See* Transfer of property
 Property values. *See* Valuation
 Public benefits, 26, 28, 36–37, 213, 217, 263
 Punitive damages, nonjudicial liens for, 102, 103
 Purchase-money security interest, 163

Q

Qualified educational loans, 275

R

Reaffirming a debt
 automobiles, 104
 canceling a reaffirmation agreement, 122
 credit card debts, 204
 defaulting after bankruptcy, 99
 exempt property, 104
 hearings for, 100, 101, 122
 indicating on Statement of Intention, 39, 203, 204
 mortgages, 70–71, 203
 nonexempt property, 104, 105
 process overview, 99–101
 reaffirmation agreements, 90, 100, 122, 235
 Real property
 appreciation of, 73, 80
 contracts on, 175, 244
 cramdown under Chapter 13 bankruptcy, 32
 defined, 146
 depreciating property, 93, 244
 judicial liens on, 92
 lien avoidance, 96, 114–119
 marital property in your bankruptcy estate, 49–50
 Notice of Motion and Motion to Avoid Judicial Lien
 on Real Estate, 115–116
 Order to Avoid Judicial Lien on Real Estate, 119
 Schedule A, Real Property, 146–150, 238
 time-shares, 45, 146, 175–176
 types of ownership, 148–149, 156
 as typically nonexempt, 27
 valuation of, 78, 149
 Receiverships, 198
 Redacted data, 131, 230
 Redeeming property, 39, 90, 98–99, 101, 104, 121–124
 Refiling for bankruptcy, 16, 20, 31, 38–39

Registered agent, 114

Registered domestic partners, 50–51

Relatives, preferred payments to, 47, 65, 66, 198

Relatives, selling home equity to, 87

Renters

- assuming/rejecting leases, 14–15, 177
- continuing rent payments, 65
- controlled substance abuse by, 40, 41
- curing back rent, 40
- endangering a rental property, 40, 41, 245
- evictions, 12, 40–42, 244, 245, 263, 293
- month-to-month tenancy, 244
- security deposits, 45
- special circumstances for unusually high rent, 242
- unexpired leases, 175–176, 177

Rent monies, 48

Reopening your case

- to file Form 23, 234–235
- Order Granting Request for Discharge, 256
- Order Granting Request to Reopen Case, 253
- overview on, 250
- Proof of Service by Mail form, 252, 255
- Request for Discharge form, 254
- Request to Reopen Case form, 251
- trustee, 259
- for unlisted creditor, 261, 281

Repayment plan, Chapter 13 bankruptcy, 10, 16–20, 30–32, 130

Repayment plans, as alternative to bankruptcy, 10–11, 29–30, 130

Replacement value

- for bankruptcy paperwork, 150, 163
- debt relief agency warning on, 290
- and “fire sale” value, 150
- online resources for, 302
- and property exemptions, 61, 245–246
- in property redemption, 90, 102

Repossession of property

- creditor options on, 14, 122
- listing property in bankruptcy paperwork, 174
- property value and liens, 93
- requests to lift a stay for, 242, 244
- retrieving seized property, 105–106, 246
- stating your intention and, 101

Request for Entry of Order by Default, 113, 117–118

Residency requirements

- for state exemptions, 25, 26, 55–56, 79–80, 85, 245

Voluntary Petition filing, 11

Restitution debts, 273

Retain and pay option, 90, 100, 204

Retirement funds, 26, 51–52, 151

Retirement plan loans, 31, 38, 241, 260, 274

Revocable living trusts, 45, 82

Revolving accounts, 267

Ride-through option, 90, 100, 204

Right to convert, 15

Roth IRAs, 51–52

Routine bankruptcy procedures

- attending the discharge hearing, 235
- completing approved debtor education course, 234–235
- creditors cease most collection actions, 228
- dealing with nonexempt property, 234
- dealing with secured property, 234
- How a Routine Chapter 7 Bankruptcy Proceeds, 227
- meeting of creditors, 228–233
- notice of bankruptcy filing, 226, 228
- understanding your discharge order, 235, 236–237

Royalties, 48

Rule 2016 Attorney Fee Disclosure Form, 296

Ruling from the bench, 242

S

Same-sex couples, 50–51, 134

Schedule A, Real Property, 146–150, 238

Schedule B, Personal Property, 52, 150–156, 238

Schedule C, Property Claimed as Exempt, 52, 53, 151, 157–158, 238

Schedule D, Creditors Holding Secured Claims, 103, 161–165, 235, 238

Schedule E, Creditors Holding Unsecured Priority Claims, 165–169, 235, 238

Schedule F, Creditors Holding Unsecured Nonpriority Claims, 169–174, 235, 238

Schedule G, Executory Contracts and Unexpired Leases, 175–176

Schedule H, Codebtors, 177–179

Schedule I, Current Income of Individual Debtor(s), 179–182

Schedule J, Current Expenditures of Individual Debtor(s), 182–185

School transcript withholding, 277

- “Scream or die” motions, 107
- Second home ownership, 27, 70
- Second mortgages, 71, 72, 74, 76
- Secured creditors, 103, 161–165, 231, 238
- Secured debts
 - affect of Chapter 7 bankruptcy on, 92–93
 - amendment of plans for, 238
 - automatic stay protection and dealing with, 38, 39, 234
 - bankruptcy lawyers for advanced handling of, 102
 - in Chapter 13 bankruptcy, 30, 32
 - creditors’ meeting questions about, 233
 - deciding what to keep, 102–103
 - determining amount of, 149
 - dischargeability of, 272
 - in follow-up Chapter 13 bankruptcy, 102
 - nonconsensual liens, 72, 91–92
 - and nonexempt equity, 93
 - overview on, 14, 90, 102–105
 - paying before you file, 65
 - redeeming property, 39, 90, 98–99, 101, 104, 121–124
 - ride-through option, 90, 100, 204
 - security interests, 91
 - Statement of Intention and, 39, 201, 203
 - surrender of property, 14, 39, 90, 94, 106, 122
 - See also* Collateral; Liens; Mortgages; Reaffirming a debt
- Securities act violation, homestead exemption caps and, 80
- Security deposits, 45
- Security interests, 91, 92, 95–96
- Seizure, 12, 36, 105–106, 246, 270
- Self-settled trusts, 199
- Selling nonexempt property before you file, 64–67, 85
- Selling some home equity, 87
- Separated couples, filing by, 23, 135
- Separation proceedings fraud, 21
- SEP IRAs, 51
- Serial bankruptcy, 37, 39
- Serious illness, inability to attend creditors’ meeting and, 229
- Service contracts, 175
- Service of process, 112–114, 120, 221, 239, 252, 258
- Setoff, 199
- Settlement agreement debts, 31
- Severance pay, 47
- Short sale, 75
- SIMPLE IRAs, 51
- Social Security Number, 131, 204, 230
- Sole proprietorships, 138, 151, 180, 200, 223. *See also* Business entities
- Special circumstances, means test defense, 240–242
- Stamp collections, 27
- State court case research, 302
- State family median income, 16, 17, 19
- State judicial districts, 132
- State laws
 - curing rent delinquency, 40
 - on foreclosures, 77
 - limiting loan interest rates, 76
 - loan reinstatement, 75
 - marriage, 134
 - protesting a garnishment, 261–262
 - research on, 301–302
 - See also* Exemptions
- Statement of Intention. *See* Form 8, Chapter 7 Individual Debtor’s Statement of Intention
- Statistical Summary of Certain Liabilities and Related Data, 185, 187
- Statute of limitations
 - on Chapter 13 cramdown, 32
 - on court judgments, 29
 - on credit counseling, 130
 - dealing with secured property, 234
 - domicile requirements, 26, 55–56, 79–80, 85
 - filing a motion claiming exempt property, 107–108
 - loan reinstatement, 75
 - mailing Statement of Intention, 39
 - 180-day rule, 48–49, 51, 223, 258
 - on prefiling transfers of property, 46
 - on reaffirmation/redemption, 101
 - on refiling for bankruptcy, 16, 20, 31
 - residency and Voluntary Petition filing, 11
 - 30-day period to file objections, 233, 245
 - 20-day utility disconnection, 244
 - 240-day period IRS tax assessment, 277
- Statutory liens, 91–92
- Stock dividends, 48
- Stock options, 49, 61, 245
- Store credit, 91, 161, 267, 268
- Stored property, belonging to someone else, 51, 199–200
- Stricken cases, 131
- Student loan debts, 68, 241, 260, 275–277, 281–283, 293

Student loan programs, postbankruptcy discrimination and, 263
 Substitute for Return, IRS, 277
 Summary of Schedules, 185, 186
 Supplemental Schedule for Property Acquired After Bankruptcy Discharge, 258
 Surrendering the collateral, 14, 39, 90, 94, 106, 122

T

Tangible property, 98
 Tax consequences of debt forgiveness, 29
 Tax debts
 in Chapter 13 bankruptcy, 30
 debts incurred to pay, 279
 discharge conditions, 277–278
 fraudulent income taxes, 273
 listing in bankruptcy paperwork, 165
 as nondischargeable, 31, 260, 273
 property taxes, 273
 and Substitute for Return, 277
 wage garnishment for, 262
 Tax-deferred education funds, 51
 Tax evasion, 277–278
 Tax expense calculation, means test, 215–216
 Tax liens, 78, 92, 96, 103, 114, 121
 Tax penalties, 278
 Tax proceedings, unaffected by automatic stay, 37–38, 228
 Tax refunds, 47, 151, 198, 230
 Tax returns, 129, 131, 229, 230, 232, 277
 Tenancy by the entirety (TBE) states, 50, 70, 84, 135
 Term life insurance, 61
 Theft, nondischargeable debts from, 24
 Third mortgages, 71, 74, 76
 30-day period to file objections, 233
 341 meeting. *See* Meeting of creditors
 341 notice, 11
 Time limits. *See* Statute of limitations
 Time-shares, 45, 146, 175–176
 Title, clearing a, 93, 125
 Title loans from banks, as security interests, 91
 Tools of the trade exemption, 27, 56, 96, 104, 245
 Trademark rights, 48, 156
 Traditional IRAs, 51–52
 Transcript withholding, unjustified school, 277

Transfer of property
 converting nonexempt property before you file, 64–67, 85, 245
 listing in bankruptcy paperwork, 189, 198, 199
 between married couples, 67
 and your bankruptcy estate, 44, 46–47
 Transportation expenses, unusually high, 241
 Trustee
 abandoning nonexempt property, 53, 62
 accountability to, 222–223
 actions requiring notifying the, 258, 259
 and the automatic stay, 36
 bankruptcy paperwork review, 137
 buying back property from, 104
 commissions paid to, 13, 44
 contacting prior to meeting of creditors, 229
 court notice providing information on, 226, 228
 debating ownership of property appreciation, 73
 disputing a claimed exemption, 234, 245–246
 handling of contracts and leases, 177
 importance of full disclosure to, 52
 negotiating Chapter 13 repayment plan modification, 31
 negotiating over nonexempt property with, 26, 27, 44
 panel, 13
 presenting tax return to, 131
 reopening your case, 258, 259
 revoking your discharge, 263
 selling your home, 72, 73
 serving your, 221
 standing, 13
 as suspicious of amendments of debts/property, 235
 See also U.S. Trustee
 Trustee, of someone else's bank account, 52, 151, 200
 Trust funds, 47
 Trust property, 45, 82, 146, 148, 156, 199
 Truth in Lending law, 76

U

Unbundled legal services, 292, 294, 295
 Undue hardship, 100, 235, 275–277
 Unemployment, 21, 31, 32, 213
 Uniform Transfers to Minors Act, 52
 Unliquidated claims, 164
 Unsecured creditors

court judgment as requirement for collection by, 23
 Schedule E, Creditors Holding Unsecured Priority
 Claims, 165–169
 Schedule F, Creditors Holding Unsecured Nonpriority
 Claims, 169–174
 Unsecured debts
 in Chapter 13 bankruptcy, 16, 27, 30–31, 32
 Chapter 7 bankruptcy and, 92
 and the means test, 218, 219
 secured debts becoming, 174
 U.S. Department of Housing and Urban Development
 (HUD) mortgages, 75
 U.S. Department of Veterans Affairs (VA) mortgages, 75
 U.S. Federal Housing Administration (FHA) mortgages,
 75
 U.S. Trustee
 approved credit counseling agencies, 10, 15, 30, 130
 audits by, 13, 290
 dismissal and conversion of Chapter 7 filing, 16
 fighting bankruptcy fraud, 22
 handling cases of presumed abuse, 240, 241
 notified about filers inability to attend creditors’
 meeting, 229
 online resources, 230, 302
 opposing same-sex couple’s joint filing, 134
 presenting tax return to, 131
 regulation of BPPs, 291
 reporting uncooperative agencies to, 130
 Used goods valuation, 61
 Utility bills, payment of, 65
 Utility debts, 36, 244

V

Vacation homes, 27
 Vacation pay, 47
 Valuation
 creditors’ meeting questions about, 233
 for exemption purposes, 27, 61–62, 245–246
 fair market value, 49, 149

real property, 73, 78, 149
 to redeem property, 121
 stock options, 49
 of used goods, 61
 valuation hearings, 98
 of vehicles, 27, 99
 See also Replacement value
 VA (U.S. Department of Veterans Affairs) mortgages, 75
 Vehicles
 auctions of repossessed, 11
 bare legal title of, 45
 “buying back,” 44
 cramdown under Chapter 13 bankruptcy, 32
 creditors’ meeting questions about, 231, 233
 deciding whether to keep, 102–103, 104
 equity and exemptions, 26, 54
 illegal transfer of, 46
 leases on, 175, 201
 liens on, 92, 96, 104
 and the means test, 215
 redemption of, 99
 repossessed, 242, 244
 as security interests, 91, 95
 as tools of the trade, 96
 valuation of, 27, 61, 99, 302
 Vesting stock options, 49
 Voluntary Petition. *See* Form 1, Voluntary Petition
 Voluntary unemployment, 21

W

Wage garnishment, 12, 28–29, 261–262
 Wages, 27, 47, 51
 Wage stubs, 129, 131–132, 229
 Waivers, 136, 221, 222, 234, 235
 Wildcard exemptions, 27, 54, 63, 85, 160
 Willful and malicious acts, debt arising from, 24, 80,
 169, 260, 271, 280
 Willful evasion of tax, 277–278
 Windfalls, 29, 246

BUSINESS	PRICE	CODE
Business Buyout Agreements (Book w/CD)	\$49.99	BSAG
Business Loans From Family & Friends: How to Ask, Make It Legal & Make It Work	\$29.99	LOAN
The California Nonprofit Corporation Kit (Binder w/CD)	\$69.99	CNP
California Workers' Comp	\$34.99	WORK
The Complete Guide to Buying a Business (Book w/CD)	\$24.99	BUYBU
The Complete Guide to Selling a Business (Book w/CD)	\$34.99	SELBU
Consultant & Independent Contractor Agreements (Book w/CD)	\$34.99	CICA
The Corporate Records Handbook (Book w/CD)	\$69.99	CORMI
Create Your Own Employee Handbook (Book w/CD)	\$49.99	EMHA
Dealing With Problem Employees	\$49.99	PROBM
Deduct It! Lower Your Small Business Taxes	\$34.99	DEDU
The eBay Business Start-Up Kit (Book w/CD)	\$24.99	EBIZ
Effective Fundraising for Nonprofits	\$24.99	EFFN
The Employer's Legal Handbook	\$49.99	EMPL
The Essential Guide to Family & Medical Leave (Book w/CD)	\$49.99	FMLA
The Essential Guide to Federal Employment Laws	\$44.99	FEMP
The Essential Guide to Handling Workplace Discrimination & Harassment	\$39.99	HDAB
The Essential Guide to Workplace Investigations (Book w/CD)	\$39.99	NVST
Every Nonprofit's Guide to Publishing	\$29.99	EPNO
Every Nonprofit's Tax Guide	\$34.99	NIRS
Form a Partnership (Book w/CD)	\$39.99	PART
Form Your Own Limited Liability Company (Book w/CD)	\$44.99	LIAB
Healthy Employees, Healthy Business	\$29.99	HLTH
Hiring Your First Employee: A Step-by-Step Guide	\$24.99	HEMP
Home Business Tax Deductions: Keep What You Earn	\$34.99	DEHB
How to Form a Nonprofit Corporation (Book w/CD)—National Edition	\$49.99	NNP
How to Form a Nonprofit Corporation in California (Book w/CD)	\$49.99	NON
How to Form Your Own California Corporation (Binder w/CD)	\$59.99	CACI
How to Form Your Own California Corporation (Book w/CD)	\$39.99	CCOR
How to Run a Thriving Business: Strategies for Success & Satisfaction	\$19.99	THRV
How to Write a Business Plan (Book w/CD)	\$34.99	SBS
Incorporate Your Business (Book w/CD)—National Edition	\$49.99	NIBS
The Job Description Handbook (Book w/CD)	\$29.99	JOB
Legal Guide for Starting & Running a Small Business	\$39.99	RUNS
Legal Forms for Starting & Running a Small Business (Book w/CD)	\$29.99	RUNSF

ORDER 24 HOURS A DAY @ www.nolo.com

Call 800-728-3555 • Mail or fax the order form in this book

Prices subject to change.

LLC or Corporation?.....	\$24.99	CHENT
The Manager's Legal Handbook	\$49.99	ELBA
Marketing Without Advertising.....	\$20.00	MWAD
Music Law: How to Run Your Band's Business (Book w/CD)	\$39.99	ML
Negotiate the Best Lease for Your Business	\$24.99	LESP
Nolo's Crash Course in Small Business Basics (Audiobook on 5 CDs).....	\$34.99	ABBIZ
Nolo's Quick LLC	\$29.99	LLCQ
Nonprofit Meetings, Minutes & Records (Book w/CD).....	\$39.99	NORM
The Performance Appraisal Handbook (Book w/CD).....	\$29.99	PERF
The Progressive Discipline Handbook (Book w/CD).....	\$34.99	SDHB
Retire—And Start Your Own Business (Book w/CD).....	\$24.99	BOSS
Running a Side Business: How to Create a Second Income	\$21.99	USSIDE
Save Your Small Business: 10 Crucial Strategies to Survive Hard Times or Close Down & Move On	\$29.99	SAVE
Small Business in Paradise: Working for Yourself in a Place You Love	\$19.99	SPAR
The Small Business Start-Up Kit (Book w/CD)—National Edition	\$29.99	SMBU
The Small Business Start-Up Kit for California (Book w/CD)	\$49.99	OPEN
Smart Policies for Workplace Technologies: Email, Blogs, Cell Phones & More (Book w/CD)	\$29.99	TECH
Starting & Building a Nonprofit: A Practical Guide (Book w/CD).....	\$29.99	SNON
Starting & Running a Successful Newsletter or Magazine.....	\$29.99	MAG
Tax Deductions for Professionals	\$34.99	DEPO
Tax Savvy for Small Business	\$39.99	SAVVY
The Work From Home Handbook.....	\$19.99	USHOM
Working for Yourself: Law & Taxes for Independent Contractors, Freelancers & Consultants	\$39.99	WAGE
Working With Independent Contractors (Book w/CD)	\$34.99	HICI
Wow! I'm in Business	\$21.99	WHOO
Your Limited Liability Company (Book w/CD)	\$49.99	LOP
Your Rights in the Workplace.....	\$29.99	YRW

ESTATE PLANNING & PROBATE

8 Ways to Avoid Probate	\$21.99	PRAV
Estate Planning Basics	\$24.99	ESPN
Estate Planning for Blended Families: Providing for Your Spouse & Children in a Second Marriage	\$34.99	SMAR
The Executor's Guide: Settling a Loved One's Estate or Trust.....	\$39.99	EXEC
Get It Together: Organize Your Records (Book w/CD).....	\$21.99	GET
How to Probate an Estate in California	\$49.99	PAE
Living Wills & Powers of Attorney for California.....	\$29.99	CPOA
Make Your Own Living Trust (Book w/CD)	\$39.99	LITR

ORDER 24 HOURS A DAY @ www.nolo.com
Call 800-728-3555 • Mail or fax the order form in this book

The Mom's Guide to Wills & Estate Planning	\$21.99	USFAM
Plan Your Estate	\$44.99	NEST
Quick & Legal Will Book (Book w/CD).....	\$21.99	QUIC
Quicken Willmaker Book & Software Kit.....	\$49.99	QWMB
Special Needs Trusts: Protect Your Child's Financial Future (Book w/CD)	\$34.99	SPNT

FAMILY MATTERS

Always Dad: Being a Great Father During & After a Divorce.....	\$16.99	DIFA
Building a Parenting Agreement That Works	\$24.99	CUST
The Complete IEP Guide: How to Advocate for Your Special Ed Child	\$34.99	IEP
Divorce & Money: How to Make the Best Financial Decisions During Divorce	\$34.99	DIMO
Divorce Without Court: A Guide to Mediation & Collaborative Divorce.....	\$34.99	DWCT
Every Dog's Legal Guide: A Must-Have for Your Owner	\$19.99	DOG
The Guardianship Book for California	\$44.99	GB
A Judge's Guide to Divorce (Book w/CD)	\$24.99	JDIV
A Legal Guide for Lesbian & Gay Couples (Book w/CD)	\$34.99	LG
Living Together: A Legal Guide for Unmarried Couples (Book w/CD)	\$34.99	LTK
Making It Legal: A Guide to Same-Sex Marriage, Domestic Partnerships & Civil Unions.....	\$29.99	LGM
Nolo's Essential Guide to Divorce	\$24.99	NODV
Nolo's IEP Guide: Learning Disabilities	\$34.99	IELD
Parent Savvy	\$19.99	PRNT
Prenuptial Agreements (Book w/CD)	\$34.99	PNUP
Your Little Legal Companion (Hardcover)	\$9.95	ANNIS

GOING TO COURT

Beat Your Ticket: Go to Court & Win—National Edition	\$21.99	BEYT
The Criminal Law Handbook: Know Your Rights, Survive the System	\$39.99	KYR
Everybody's Guide to Small Claims Court—National Edition.....	\$29.99	NSCC
Everybody's Guide to Small Claims Court in California	\$29.99	CSCC
Fight Your Ticket & Win in California.....	\$29.99	FYT
How to Change Your Name in California (Book w/CD)	\$34.99	NAME
How to Win Your Personal Injury Claim.....	\$34.99	PICL
Legal Research: How to Find & Understand the Law	\$49.99	LRES
Nolo's Deposition Handbook.....	\$34.99	DEP
Nolo's Encyclopedia of Everyday Law	\$29.99	EVL
Nolo's Guide to California Law	\$34.99	CLAW
Nolo's Plain-English Law Dictionary	\$29.99	DICT
Represent Yourself in Court: How to Prepare & Try a Winning Case	\$39.99	RYC
Win Your Lawsuit: A Judge's Guide to Representing Yourself in California Superior Court.....	\$39.99	SLWY

ORDER 24 HOURS A DAY @ www.nolo.com

Call 800-728-3555 • Mail or fax the order form in this book

HOMEOWNERS, LANDLORDS & TENANTS

Buying a Second Home (Book w/CD)	\$24.99	SCND
The California Landlord's Law Book: Evictions (Book w/CD).....	\$44.99	LBEV
The California Landlord's Law Book: Rights & Responsibilities (Book w/CD)	\$44.99	LBRT
California Tenants' Rights	\$29.99	CTEN
Deeds for California Real Estate.....	\$27.99	DEED
The Essential Guide for First-Time Homeowners	\$19.99	USOWN
Every Landlord's Guide to Finding Great Tenants (Book w/CD).....	\$24.99	FIND
Every Landlord's Legal Guide (Book w/CD)	\$44.99	ELLI
Every Landlord's Property Protection Guide (Book w/CD)	\$29.99	RISK
Every Landlord's Tax Deduction Guide	\$39.99	DELL
Every Tenant's Legal Guide.....	\$34.99	EVTEN
First-Time Landlord: Your Guide to Renting Out a Single-Family Home.....	\$19.99	USFTL
For Sale by Owner in California (Book w/CD)	\$29.99	FSBO
The Foreclosure Survival Guide	\$24.99	FIFO
How to Buy a House in California	\$34.99	BHCA
Leases & Rental Agreements (Book w/CD)	\$29.99	LEAR
Neighbor Law: Fences, Trees, Boundaries & Noise.....	\$29.99	NEI
Nolo's Essential Guide to Buying Your First Home (Book w/CD).....	\$24.99	HTBH
Renters' Rights: The Basics	\$24.99	RENT
Saving the Family Cottage.....	\$29.99	COTT
Selling Your House in a Tough Market: 10 Strategies That Work.....	\$24.99	DOWN

IMMIGRATION

Becoming a U.S. Citizen: A Guide to the Law, Exam & Interview	\$24.99	USCIT
Fiancé & Marriage Visas.....	\$34.99	IMAR
How to Get a Green Card	\$29.99	GRN
Student & Tourist Visas.....	\$29.99	ISTU
U.S. Immigration Made Easy	\$44.99	IMEZ

MONEY MATTERS

101 Law Forms for Personal Use (Book w/CD).....	\$29.99	SPOT
The Busy Family's Guide to Money	\$19.99	USMONY
Chapter 13 Bankruptcy: Keep Your Property & Repay Debts Over Time.....	\$39.99	CHB
Credit Repair (Book w/CD).....	\$24.99	CREP
Easy Ways to Lower Your Taxes	\$19.99	USLOT
How to File for Chapter 7 Bankruptcy	\$39.99	HFB
The New Bankruptcy: Will It Work for You?	\$24.99	FIBA
Nolo's Guide to Social Security Disability (Book w/CD)	\$29.99	QSS
The Sharing Solution: How to Prosper by Sharing Resources, Simplifying Your Life & Building Community	\$24.99	SHAR
Solve Your Money Troubles: Debt, Credit & Bankruptcy	\$24.99	MT

ORDER 24 HOURS A DAY @ www.nolo.com

Call 800-728-3555 • Mail or fax the order form in this book

Stand Up to the IRS.....	\$34.99	SIRS
Stopping Identity Theft: 10 Easy Steps to Security	\$19.99	USID
Surviving an IRS Tax Audit	\$24.95	SAUD

RETIREMENT & SENIORS

Get a Life: You Don't Need a Million to Retire Well.....	\$24.99	LIFE
IRAs, 401(k)s & Other Retirement Plans: Taking Your Money Out.....	\$34.99	RET
Long-Term Care: How to Plan & Pay for It	\$24.99	ELD
Nolo's Essential Retirement Tax Guide	\$24.99	RTAX
Retire Happy: What You Can Do NOW to Guarantee a Great Retirement.....	\$19.99	USRICH
Social Security, Medicare & Government Pensions.....	\$29.99	SOA
Work Less, Live More: The Way to Semi-Retirement	\$17.99	RECL
The Work Less, Live More Workbook (Book w/CD).....	\$19.99	RECW

PATENTS AND COPYRIGHTS

All I Need Is Money: How to Finance Your Invention.....	\$19.99	FINA
The Copyright Handbook: What Every Writer Needs to Know (Book w/CD)	\$39.99	COHA
Getting Permission: How to License & Clear Copyrighted Material Online & Off... \$34.99		RIPER
How to Make Patent Drawings	\$29.99	DRAW
The Inventor's Notebook.....	\$24.99	INOT
Legal Guide to Web & Software Development (Book w/CD)	\$44.99	SFT
Nolo's Patents for Beginners	\$29.99	QPAT
Patent, Copyright & Trademark: An Intellectual Property Desk Reference.....	\$39.99	PCTM
Patent It Yourself.....	\$49.99	PAT
Patent Pending in 24 Hours	\$34.99	PEND
Patent Savvy for Managers: Spot & Protect Valuable Innovations in Your Company ...	\$29.99	PATM
Patent Searching Made Easy	\$39.99	PATSE
Patenting Art & Entertainment.....	\$39.99	PATAE
Profit From Your Idea (Book w/CD)	\$34.99	LICE
The Public Domain	\$34.99	PUBL
Trademark: Legal Care for Your Business & Product Name.....	\$39.99	TRD
What Every Inventor Needs to Know About Business & Taxes (Book w/CD)	\$21.99	ILAX

SOFTWARE CALL OR CHECK OUR WEBSITE AT WWW.NOLO.COM FOR SPECIAL DISCOUNTS ON SOFTWARE!

LLC Maker—Windows.....	\$89.95	LLP1
PatentEase Deluxe 6.0—Windows	\$349.00	PEAS
Quicken Legal Business Pro 2009—Windows.....	\$109.99	SBQB9
Quicken WillMaker Plus 2009—Windows	\$89.99	WQP9

Special Upgrade Offer Save 35% on the latest edition of your Nolo book

Because laws and legal procedures change often, we update our books regularly. To help keep you up-to-date, we are extending this special upgrade offer. Cut out and mail the title portion of the cover of your old Nolo book and we'll give you 35% off the retail price of the New Edition of that book when you purchase directly from Nolo. This offer is for individuals only.

ORDER 24 HOURS A DAY @ www.nolo.com

Call 800-728-3555 • Mail or fax the order form in this book

Order Form

Name	Name	Our "No-Hassle" Guarantee Return anything you buy directly from Nolo for any reason and we'll cheerfully refund your purchase price. No ifs, ands or buts. <input type="checkbox"/> Check here if you do not wish to receive mailings from other companies
Billing Address	Shipping address	
City	City	
State, Zip	State, Zip	
Daytime Phone		
Email		

Item Code	Quantity	Item	Unit Price	Total Price

Method of payment <input type="checkbox"/> Check <input type="checkbox"/> VISA <input type="checkbox"/> American Express <input type="checkbox"/> MasterCard <input type="checkbox"/> Discover Card	Subtotal	
	Add your local sales tax (California only)	
	Shipping: RUSH \$13, Basic \$7 (See below)	
	<i>"I bought 3, ship it to me FREE!"</i> (Ground shipping only)	
	TOTAL	

Account Number
Expiration Date
Signature

Shipping and Handling

Rush Delivery—Only \$13

We'll ship any order to any street address in the U.S. by UPS 2nd Day Air* for only \$13!

* Order by 9:30 AM Pacific Time and get your order in 2 business days. Orders placed after 9:30 AM Pacific Time will arrive in 3 business days. P.O. boxes and S.F. Bay Area use basic shipping. Alaska and Hawaii use 2nd Day Air or Priority Mail.

Basic Shipping—\$7

Use for P.O. Boxes, Northern California and Ground Service.

Allow 1-2 weeks for delivery.
U.S. addresses only.

For faster service, use your credit card and our toll-free numbers

Call our customer service group Monday thru Friday 8am to 5pm PST



Phone

1-800-728-3555



Fax

1-800-645-0895



Mail

Nolo
950 Parker Street
Berkeley, CA 94710



... OR ORDER 24 HOURS A DAY @ WWW.NOLO.COM



Online Legal Forms

Nolo offers a large library of legal solutions and forms, created by Nolo's in-house legal staff. These reliable documents can be prepared in minutes.

Online Legal Solutions

- **Incorporation.** Incorporate your business in any state.
- **LLC Formations.** Gain asset protection and pass-through tax status in any state.
- **Wills.** Nolo has helped people make over 2 million wills. Is it time to make or revise yours?
- **Living Trust (avoid probate).** Plan now to save your family the cost, delays, and hassle of probate.
- **Trademark.** Protect the name of your business or product.
- **Provisional Patent.** Preserve your rights under patent law and claim "patent pending" status.


Online Legal Forms

Nolo.com has [hundreds of top quality legal forms](#) available for download—bills of sale, promissory notes, nondisclosure agreements, LLC operating agreements, corporate minutes, commercial lease and sublease, motor vehicle bill of sale, consignment agreements and many, many more.

Review Your Documents

Many lawyers in [Nolo's consumer-friendly lawyer directory](#) will review Nolo documents for a very reasonable fee. Check their detailed profiles at www.nolo.com/lawyers/index.html.

Nolo's Bestselling Books




Solve Your Money Troubles

Debt, Credit & Bankruptcy
\$24.99




Credit Repair

\$24.99



Chapter 13 Bankruptcy

Keep Your Property & Repay Debts Over Time
\$39.99



The Foreclosure Survival Guide

Keep Your House OR Walk Away With Money In Your Pocket
\$24.99

Every Nolo title is available in print and for download at Nolo.com.

Find a Debt & Bankruptcy Attorney



- *Qualified lawyers*
- *In-depth profiles*
- *Respectful service*

When you want help with debt problems, you don't want just any lawyer—you want an expert in the field, who can provide up-to-the-minute advice to help you protect your loved ones. You need a lawyer who has the experience and knowledge to answer your questions about Chapter 7 and Chapter 13 bankruptcy, foreclosure, business bankruptcy, and debt workouts.

Nolo's Lawyer Directory is unique because it provides an extensive profile of every lawyer. You'll learn about not only each lawyer's education, professional history, legal specialties, credentials and fees, but also about their philosophy of practicing law and how they like to work with clients. It's all crucial information when you're looking for someone to trust with an important personal or business matter.

All lawyers listed in Nolo's directory are in good standing with their state bar association. They all pledge to work diligently and respectfully with clients—communicating regularly, providing a written agreement about how legal matters will be handled, sending clear and detailed bills and more.


- 1 Go to [Nolo.com/newsletters/index.html](https://nolo.com/newsletters/index.html) to sign up for free newsletters and discounts on Nolo products.
 - **Nolo Briefs.** Our monthly email newsletter with great deals and free information.
 - **BizBriefs.** Tips and discounts on Nolo products for business owners and managers.
 - **Landlord's Quarterly.** Deals and free tips just for landlords and property managers, too.
 - **Nolo's Special Offer.** A monthly newsletter with the biggest Nolo discounts around.
- 2 Don't forget to check for updates at [Nolo.com](https://nolo.com). Under "Products," find this book and click "Legal Updates."

Let Us Hear From You

- 3 Comments on this book? We want to hear 'em. Email us at feedback@nolo.com.

NOLO *and* USA TODAY

Cutting-Edge Content, Unparalleled Expertise



The Busy Family's Guide to Money

by Sandra Block, Kathy Chu & John Waggoner

The Busy Family's Guide to Money will help you make the most of your income, handle major one-time expenses, figure children into the budget—and much more. **\$19.99**

The Work From Home Handbook

Flex Your Time, Improve Your Life

by Diana Fitzpatrick & Stephen Fishman

If you're one of those people who need to (or simply want to) work from home, let this book help you come up with a plan that both you and your boss can embrace! **\$19.99**

Retire Happy

What You Can Do NOW to Guarantee a Great Retirement

by Richard Stim & Ralph Warner

You don't need a million dollars to retire well, but you do need friends, hobbies and an active lifestyle. This book shows how to make retirement the best time of your life. **\$19.99**

The Essential Guide for First-Time Homeowners

Maximize Your Investment & Enjoy Your New Home

by Ilona Bray & Alayna Schroeder

This reassuring resource is filled with crucial financial advice, real solutions and easy-to-implement ideas that can save you thousands of dollars. **\$19.99**

Easy Ways to Lower Your Taxes

Simple Strategies Every Taxpayer Should Know

by Sandra Block & Stephen Fishman

Provides useful insights and tactics to help lower your taxes. Learn how to boost tax-free income, get a lower tax rate, make the most of deductions—and more! **\$19.99**

First-Time Landlord

Your Guide to Renting Out a Single-Family Home

by Attorney Janet Portman, Marcia Stewart & Michael Molinski

From choosing tenants to handling repairs to avoiding legal trouble, *First-Time Landlord* provides the information new landlords need to make a profit and follow the law. **\$19.99**

Stopping Identity Theft

10 Easy Steps to Security

by Scott Mitic, CEO, TrustedID, Inc.

Don't let an emptied bank account be your first warning sign. This book offers ten strategies to help prevent the theft of personal information. Learn how to scrutinize credit reports, keep a secure online presence, prevent medical ID theft, and more. **\$19.99**

Prices subject to change.

ORDER ANYTIME AT **WWW.NOLO.COM** OR CALL **800-728-3555**

About the Authors

Stephen Elias has been a lawyer since 1970. He spent ten years doing legal aid work in California and New York and as a public defender in Vermont's Northeast Kingdom. During the next 20 years, Steve wrote and edited more than 30 Nolo books dealing with bankruptcy and other legal topics. Steve currently makes his home and practices bankruptcy law in a small northern California town. Steve writes the popular blog, BankruptcyForeclosureBlog.com, and is a member of the National Association of Consumer Bankruptcy Attorneys.

Albin Renauer received his J.D. in 1985 from the University of Michigan Law School, where he served on the *Michigan Law Review*. He worked for various public interest law firms, the California Supreme Court, and Nolo before launching LegalConsumer.com, a website that helps people determine whether or not they're eligible for bankruptcy.

Robin Leonard graduated from Cornell Law School in 1985. She is the author of Nolo's *Chapter 13 Bankruptcy: Keep Your Property & Repay Debts Over Time*; *Solve Your Money Troubles: Debt, Credit & Bankruptcy*; and *Credit Repair*.